



# 2012 Russell Athletic/KHSAA Commonwealth Gridiron Bowl

Houchens Industries - L.T. Smith Stadium  
Western Kentucky University | Bowling Green  
November 30-December 1, 2012



2012-2013 KHSAA BOARD OF CONTROL - KHSAA STAFF



President  
**Boyd Randolph**  
Somerset  
Regions 11-12  
(2009-2013)



President-Elect  
**Bill Beasley**  
Henderson  
At-Large  
(2012-2016)



Director  
**John Barnes**  
Lexington  
Regions 9-16  
(2009-2013)



Director  
**Carrell Boyd**  
Princeton  
Regions 1-2  
(2009-2013)



Director  
**Art Davis**  
Paducah  
Regions 1-8  
(2010-2014)



Director  
**Ron Dawn**  
Newport  
Regions 1-16  
(2011-2012)



Director  
**Michelle Dillard**  
Louisville  
Regions 1-8  
(2012-2016)



Director  
**Alan Donhoff**  
Louisville  
Regions 1-8  
(2011-2015)



Director  
**Dana Guyer**  
Louisville  
At-Large  
(2011-2015)



Director  
**Jerry Keepers**  
Louisville  
Regions 6-7  
(2010-2014)



Director  
**Gene Norris**  
Georgetown  
At-Large  
(2009-2013)



Director  
**Lea Wise Prewitt**  
Mt. Sterling  
At-Large  
(2010-2014)



Director  
**Kelley F. Ransdell**  
Nicholasville  
Regions 9-16  
(2011-2015)



Director  
**Steve Riley**  
Glasgow  
Regions 3-4  
(2011-2015)




Director  
**Jeff Saylor**  
Molus  
Regions 13-14  
(2012-2016)



Director  
**Stan Steidel**  
Cold Spring  
Regions 9-10  
(2011-2015)



Director  
**Henry Webb**  
Prestonsburg  
Regions 15-16  
(2012-2016)



Director  
**Dave Weedman**  
Shelbyville  
Regions 5&8  
(2010-2014)



**Julian Tackett**  
Commissioner



**Michael Barren**  
Asst. Commissioner



**Darren Bilberry**  
Asst. Commissioner



**Butch Cope**  
Asst. Commissioner



**Angela Passafiume**  
Asst. Commissioner



**Chad Collins**  
General Counsel



**Rob Catron**  
Information  
Technology Director



**Joe Angolia**  
Communications  
Director



**Marilyn Mitchell**  
Admin. Assistant/  
Office Manager



**Ne'cee Anderson**  
Admin. Support  
Specialist



**Marsha Day**  
Admin. Support  
Specialist



**Darlene Koszenski**  
Admin. Support  
Specialist



**Phyllis Sallee**  
Admin. Support  
Specialist



**John Ginn**  
Physical Plant  
Director

**Executive Director**  
 Jimmie Reed

**President**  
 Joe Morris (Mayfield)



**Past-President**  
 Kyle Pierce (Edmonson County)

**First Vice-President**  
 Mike Settles (Lincoln County)

The Kentucky Football Coaches Association would like to recognize the following players and coaches as District Player and Coach of the Year for the 2012 season. For more information on the KFCA, contact President Joe Morris (Mayfield) at [joe.morris@mayfield.kyschools.us](mailto:joe.morris@mayfield.kyschools.us) or Secretary/Treasurer Jimmie Reed ([jreed@bardstown.com](mailto:jreed@bardstown.com)).

**PLAYERS**

Class 1A			Class 3A			Class 5A		
District 1	Jonathan Jackson	Mayfield	District 1	Jayven Jones	Trigg Co	District 1	Zack Katzman	Graves Co
District 2	Jordan Duff	Kentucky Country Day	District 2	Chad Wilson	Monroe Co	District 2	Dakota Madison	Greenwood
District 3	Max Nussbaum	Beechwood	District 3	Caleb Canter	Larue Co	District 3	Dominick Brown	John Hardin
District 4	Aaron Jackson	Frankfort	District 4	Alex Bolin	Casey Co	District 4	Zach Shipley	Shelby Co
District 5	Jacob Jeffers	Williamsburg	District 5	Kentayvus Hopkins	Bourbon Co	District 5	Cameron Fogle	Conner
District 6	Ty Saragas	Harlan	District 6	Rashon Nelson	Mason Co	District 6	Ryan Timmons	Franklin Co
District 7	Devin Turner	Fairview	District 7	Kody Thornsberry	Morgan Co	District 7	Damien Harris	Madison Southern
District 8	Weston Little	South Floyd	District 8	Justin Johnson	Belfry	District 8	Jake Middleton	Harlan Co

Class 2A			Class 4A			Class 6A		
District 1	Jalyn Boyd	Caldwell Co	District 1	DeJuan Sherrill	Lone Oak	District 1	Cade Wilke	Henderson Co
District 2	Justin Hamilton	Hancock Co	District 2	Eli Brown	Warren East	District 2	John Clark	Meade Co
District 3	Quentel Bradley	Glasgow	District 3	Deandre Farris	Collins	District 3	Spencer Sumpter	PRP
District 4	Dylan Byrd	DeSales	District 4	Boo Crabtree	Fairdale	District 4	Charle Walker	St. Xavier
District 5	Tyshawn Embs	Carroll Co	District 5	Kyle Bolin	Lexington Catholic	District 5	Cody Wolf	Eastern
District 6	Dylan Hayes	Newport Catholic	District 6	Nick Britt	Russell Co	District 6	Tyler Durham	Campbell Co
District 7	Devonta Alcorn	Danville	District 7	Donavon McCoy	Highlands	District 7	Scott Daniel	Scott Co
District 8	Jarred Jarrell	Prestonsburg	District 8	Cade O'Bryan	Ashland Blazer	District 8	Dennis Oxendine	Tates Creek

**COACHES**

Class 1A			Class 3A			Class 5A		
District 1	Joe Morris	Mayfield	District 1	Coby Lewis	Trigg Co	District 1	Lance Gregory	Graves Co
District 2	Matthew Jones	Kentucky Country Day	District 2	John Petett	Monroe Co	District 2	Greg Cavanah	Greenwood
District 3	Noel Rash	Beechwood	District 3	Josh Jagers	Larue Co	District 3	Mark Brown	John Hardin
District 4	Craig Foley	Frankfort	District 4	Shawn Thompson	Wayne Co	District 4	Todd Shipley	Shelby Co
District 5	Jerry Herron	Williamsburg	District 5	Reed Fields	Bath Co	District 5	Dan Wooley	Scott
District 6	Mark Dixon	Hazard	District 6	David Buchanan	Mason Co	District 6	Chris Tracy	Franklin Co
District 7	Nathan McPeek	Fairview	District 7	Brian Turner	Morgan Co	District 7	Jonathan Clark	Madison Southern
District 8	Chris McNamee	Pikeville	District 8	Philip Haywood	Belfry	District 8	James Black	Whitley Co

Class 2A			Class 4A			Class 6A		
District 1	David Barnes	Caldwell Co	District 1	Joe Prince	Owensboro	District 1	Clay Clevenger	Henderson Co
District 2	John Edge	Owensboro Catholic	District 2	Ben Bruni	Warren East	District 2	Mark Perry	Central Hardin
District 3	Rick Wood	Glasgow	District 3	Mike Marksbury	Spencer Co	District 3	Jason Hiser	PRP
District 4	Stefan Lefors	Christian Academy	District 4	Lakunta Farmer	Doss	District 4	Mike Glaser	St. Xavier
District 5	Adam Fowler	Owen Co	District 5	Bill Letton	Lexington Catholic	District 5	Mike Jackson	Ballard
District 6	Josh Stratton	Lloyd Memorial	District 6	Evan Napier	Clay Co	District 6	David Brossart	Dixie Heights
District 7	Ray Graham	Lexington Christian	District 7	Terry Brown	Pendleton Co	District 7	Jim McKee	Scott Co
District 8	Jonathan Parsons	Betsy Layne	District 8	Jim Matney	Johnson Central	District 8	Carl Hayden	Lafayette

Congratulations to the following coaches who enjoyed an undefeated regular season:

Nathan McPeek (Fairview HS), John Edge (Owensboro Catholic), John Hodge (Bourbon Co), Mike Holcomb (Breathitt Co), Ben Bruni (Warren East), Bill Sharp (Russell Co), Mark Brown (John Hardin), Kevin Wallace (Bowling Green), Chris Tracy (Franklin Co), and Jason Hiser (Pleasure Ridge Park).

Congratulations to the following coaches who reached coaching milestone victories this season:

150th Career Win - Joe Morris (Mayfield) and John DeRossett (Prestonsburg)  
 100th Career Win - John Hines (Pulaski Co) and Chris Wolfe (Male HS)



## 2012 FINAL DISTRICT STANDINGS

Class	District	Overall	District	Class	District	Overall	District	Class	District	Overall	District
<b>Class 1A, District 1</b>	(1)Mayfield	9-1	3-0	<b>Class 1A, District 2</b>	(1)Kentucky Country Day	9-1	3-0	<b>Class 1A, District 3</b>	(1)Frankfort	9-1	3-0
	(2)Russellville	7-3	2-1		(2)Holy Cross (Louisville)	2-8	2-1		(2)Paris	5-5	2-1
	(3)Fulton County	1-8	1-2		(3)Bethlehem	5-5	1-2		(3)Eminence	7-3	1-2
	(4)Fulton City	1-9	0-3		(4)Caverna	1-9	0-3		(4)Bracken County	5-5	0-3
<b>Class 1A, District 4</b>	(1)Beechwood	6-4	3-0	<b>Class 1A, District 5</b>	(1)Williamsburg	9-1	3-0	<b>Class 1A, District 6</b>	(1)Hazard	6-3	3-0
	(2)Bellevue	6-4	2-1		(2)Campbellsville	4-6	2-1		(2)Harlan	5-5	2-1
	(3)Dayton	3-7	1-2		(3)Lynn Camp	3-7	1-2		(3)Pineville	5-5	1-2
	(4)Ludlow	1-9	0-3		(4)Berea	2-8	0-3		(4)Jenkins	4-6	0-3
<b>Class 1A, District 7</b>	(1)Fairview	10-0	3-0	<b>Class 1A, District 8</b>	(1)Pikeville	5-5	3-0	<b>Class 2A, District 1</b>	(1)Caldwell County	7-3	4-0
	(2)Raceland	8-2	2-1		(2)South Floyd	5-5	2-1		(2)Murray	8-2	3-1
	(3)Nicholas County	6-4	1-2		(3)Allen Central	2-8	1-2		(3)Ballard Memorial	7-3	2-2
	(4)Paintsville	2-8	0-3		(4)Phelps	0-9	0-3		(4)Crittenden County	3-7	1-3
<b>Class 1A, District 8</b>	(1)Fairview	10-0	3-0	<b>Class 2A, District 2</b>	(1)Owensboro Catholic	10-0	5-0	<b>Class 2A, District 3</b>	(1)Glasgow	8-2	3-0
	(2)Raceland	8-2	2-1		(2)Hancock County	8-2	4-1		(2)Green County	6-4	2-1
	(3)Nicholas County	6-4	1-2		(3)Union County	5-5	3-2		(3)Metcalfe County	3-7	1-2
	(4)Paintsville	2-8	0-3		(4)Butler County	6-4	2-3		(4)Clinton County	0-10	0-3
<b>Class 1A, District 9</b>	(1)Fairview	10-0	3-0	<b>Class 2A, District 4</b>	(1)Christian Acad.-Lou.	7-3	5-0	<b>Class 2A, District 5</b>	(1)Walton-Verona	8-2	4-0
	(2)Raceland	8-2	2-1		(2)Bardstown	9-1	4-1		(2)Owen County	6-4	3-1
	(3)Nicholas County	6-4	1-2		(3)DeSales	6-4	3-2		(3)Carroll County	7-3	2-2
	(4)Paintsville	2-8	0-3		(4)Washington County	2-8	2-3		(4)Gallatin County	6-4	1-3
<b>Class 1A, District 10</b>	(1)Fairview	10-0	3-0	<b>Class 2A, District 6</b>	(1)Mason County	6-4	5-0	<b>Class 2A, District 7</b>	(1)Breathitt County	10-0	4-0
	(2)Raceland	8-2	2-1		(2)LaRue County	5-5	2-1		(2)Morgan County	8-2	3-1
	(3)Nicholas County	6-4	1-2		(3)Henry County	3-7	1-2		(3)Magoffin County	4-6	2-2
	(4)Paintsville	2-8	0-3		(4)Elizabethtown	1-9	0-3		(4)Knott County Central	2-8	1-3
<b>Class 1A, District 11</b>	(1)Fairview	10-0	3-0	<b>Class 2A, District 8</b>	(1)Somerset	8-2	3-0	<b>Class 2A, District 9</b>	(1)Belfry	8-2	4-0
	(2)Raceland	8-2	2-1		(2)Danville	7-3	2-1		(2)Pike County Central	7-3	3-1
	(3)Nicholas County	6-4	1-2		(3)Lexington Christian	5-5	1-2		(3)Lawrence County	4-6	2-2
	(4)Paintsville	2-8	0-3		(4)Middlesboro	4-6	0-3		(4)Sheldon Clark	4-6	1-3
<b>Class 1A, District 12</b>	(1)Fairview	10-0	3-0	<b>Class 2A, District 10</b>	(1)Stovall	8-2	4-0	<b>Class 2A, District 11</b>	(1)Owensboro	6-4	3-1
	(2)Raceland	8-2	2-1		(2)Covington	7-3	2-2		(2)Lone Oak	7-3	3-1
	(3)Nicholas County	6-4	1-2		(3)Holy Cross (Covington)	3-7	2-2		(3)Madisonville-N. Hopkins	6-4	3-1
	(4)Paintsville	2-8	0-3		(4)Newport	3-7	1-3		(4)Calloway County	5-5	1-3
<b>Class 1A, District 13</b>	(1)Fairview	10-0	3-0	<b>Class 2A, District 12</b>	(1)Newport Central Cath.	6-4	4-0	<b>Class 2A, District 13</b>	(1)Owensboro	6-4	3-1
	(2)Raceland	8-2	2-1		(2)Lloyd Memorial	7-3	3-1		(2)Lone Oak	7-3	3-1
	(3)Nicholas County	6-4	1-2		(3)Holy Cross (Covington)	3-7	2-2		(3)Madisonville-N. Hopkins	6-4	3-1
	(4)Paintsville	2-8	0-3		(4)Newport	3-7	1-3		(4)Calloway County	5-5	1-3
<b>Class 1A, District 14</b>	(1)Fairview	10-0	3-0	<b>Class 2A, District 14</b>	(1)Newport Central Cath.	6-4	4-0	<b>Class 2A, District 15</b>	(1)Owensboro	6-4	3-1
	(2)Raceland	8-2	2-1		(2)Lloyd Memorial	7-3	3-1		(2)Lone Oak	7-3	3-1
	(3)Nicholas County	6-4	1-2		(3)Holy Cross (Covington)	3-7	2-2		(3)Madisonville-N. Hopkins	6-4	3-1
	(4)Paintsville	2-8	0-3		(4)Newport	3-7	1-3		(4)Calloway County	5-5	1-3
<b>Class 1A, District 15</b>	(1)Fairview	10-0	3-0	<b>Class 2A, District 16</b>	(1)Newport Central Cath.	6-4	4-0	<b>Class 2A, District 17</b>	(1)Owensboro	6-4	3-1
	(2)Raceland	8-2	2-1		(2)Lloyd Memorial	7-3	3-1		(2)Lone Oak	7-3	3-1
	(3)Nicholas County	6-4	1-2		(3)Holy Cross (Covington)	3-7	2-2		(3)Madisonville-N. Hopkins	6-4	3-1
	(4)Paintsville	2-8	0-3		(4)Newport	3-7	1-3		(4)Calloway County	5-5	1-3
<b>Class 1A, District 16</b>	(1)Fairview	10-0	3-0	<b>Class 2A, District 18</b>	(1)Newport Central Cath.	6-4	4-0	<b>Class 2A, District 19</b>	(1)Owensboro	6-4	3-1
	(2)Raceland	8-2	2-1		(2)Lloyd Memorial	7-3	3-1		(2)Lone Oak	7-3	3-1
	(3)Nicholas County	6-4	1-2		(3)Holy Cross (Covington)	3-7	2-2		(3)Madisonville-N. Hopkins	6-4	3-1
	(4)Paintsville	2-8	0-3		(4)Newport	3-7	1-3		(4)Calloway County	5-5	1-3
<b>Class 1A, District 17</b>	(1)Fairview	10-0	3-0	<b>Class 2A, District 20</b>	(1)Newport Central Cath.	6-4	4-0	<b>Class 2A, District 21</b>	(1)Owensboro	6-4	3-1
	(2)Raceland	8-2	2-1		(2)Lloyd Memorial	7-3	3-1		(2)Lone Oak	7-3	3-1
	(3)Nicholas County	6-4	1-2		(3)Holy Cross (Covington)	3-7	2-2		(3)Madisonville-N. Hopkins	6-4	3-1
	(4)Paintsville	2-8	0-3		(4)Newport	3-7	1-3		(4)Calloway County	5-5	1-3
<b>Class 1A, District 18</b>	(1)Fairview	10-0	3-0	<b>Class 2A, District 22</b>	(1)Newport Central Cath.	6-4	4-0	<b>Class 2A, District 23</b>	(1)Owensboro	6-4	3-1
	(2)Raceland	8-2	2-1		(2)Lloyd Memorial	7-3	3-1		(2)Lone Oak	7-3	3-1
	(3)Nicholas County	6-4	1-2		(3)Holy Cross (Covington)	3-7	2-2		(3)Madisonville-N. Hopkins	6-4	3-1
	(4)Paintsville	2-8	0-3		(4)Newport	3-7	1-3		(4)Calloway County	5-5	1-3
<b>Class 1A, District 19</b>	(1)Fairview	10-0	3-0	<b>Class 2A, District 24</b>	(1)Newport Central Cath.	6-4	4-0	<b>Class 2A, District 25</b>	(1)Owensboro	6-4	3-1
	(2)Raceland	8-2	2-1		(2)Lloyd Memorial	7-3	3-1		(2)Lone Oak	7-3	3-1
	(3)Nicholas County	6-4	1-2		(3)Holy Cross (Covington)	3-7	2-2		(3)Madisonville-N. Hopkins	6-4	3-1
	(4)Paintsville	2-8	0-3		(4)Newport	3-7	1-3		(4)Calloway County	5-5	1-3
<b>Class 1A, District 20</b>	(1)Fairview	10-0	3-0	<b>Class 2A, District 26</b>	(1)Newport Central Cath.	6-4	4-0	<b>Class 2A, District 27</b>	(1)Owensboro	6-4	3-1
	(2)Raceland	8-2	2-1		(2)Lloyd Memorial	7-3	3-1		(2)Lone Oak	7-3	3-1
	(3)Nicholas County	6-4	1-2		(3)Holy Cross (Covington)	3-7	2-2		(3)Madisonville-N. Hopkins	6-4	3-1
	(4)Paintsville	2-8	0-3		(4)Newport	3-7	1-3		(4)Calloway County	5-5	1-3
<b>Class 1A, District 21</b>	(1)Fairview	10-0	3-0	<b>Class 2A, District 28</b>	(1)Newport Central Cath.	6-4	4-0	<b>Class 2A, District 29</b>	(1)Owensboro	6-4	3-1
	(2)Raceland	8-2	2-1		(2)Lloyd Memorial	7-3	3-1		(2)Lone Oak	7-3	3-1
	(3)Nicholas County	6-4	1-2		(3)Holy Cross (Covington)	3-7	2-2		(3)Madisonville-N. Hopkins	6-4	3-1
	(4)Paintsville	2-8	0-3		(4)Newport	3-7	1-3		(4)Calloway County	5-5	1-3
<b>Class 1A, District 22</b>	(1)Fairview	10-0	3-0	<b>Class 2A, District 30</b>	(1)Newport Central Cath.	6-4	4-0	<b>Class 2A, District 31</b>	(1)Owensboro	6-4	3-1
	(2)Raceland	8-2	2-1		(2)Lloyd Memorial	7-3	3-1		(2)Lone Oak	7-3	3-1
	(3)Nicholas County	6-4	1-2		(3)Holy Cross (Covington)	3-7	2-2		(3)Madisonville-N. Hopkins	6-4	3-1
	(4)Paintsville	2-8	0-3		(4)Newport	3-7	1-3		(4)Calloway County	5-5	1-3
<b>Class 1A, District 23</b>	(1)Fairview	10-0	3-0	<b>Class 2A, District 32</b>	(1)Newport Central Cath.	6-4	4-0	<b>Class 2A, District 33</b>	(1)Owensboro	6-4	3-1
	(2)Raceland	8-2	2-1		(2)Lloyd Memorial	7-3	3-1		(2)Lone Oak	7-3	3-1
	(3)Nicholas County	6-4	1-2		(3)Holy Cross (Covington)	3-7	2-2		(3)Madisonville-N. Hopkins	6-4	3-1
	(4)Paintsville	2-8	0-3		(4)Newport	3-7	1-3		(4)Calloway County	5-5	1-3
<b>Class 1A, District 24</b>	(1)Fairview	10-0	3-0	<b>Class 2A, District 34</b>	(1)Newport Central Cath.	6-4	4-0	<b>Class 2A, District 35</b>	(1)Owensboro	6-4	3-1
	(2)Raceland	8-2	2-1		(2)Lloyd Memorial	7-3	3-1		(2)Lone Oak	7-3	3-1
	(3)Nicholas County	6-4	1-2		(3)Holy Cross (Covington)	3-7	2-2		(3)Madisonville-N. Hopkins	6-4	3-1
	(4)Paintsville	2-8	0-3		(4)Newport	3-7	1-3		(4)Calloway County	5-5	1-3
<b>Class 1A, District 25</b>	(1)Fairview	10-0	3-0	<b>Class 2A, District 36</b>	(1)Newport Central Cath.	6-4	4-0	<b>Class 2A, District 37</b>	(1)Owensboro	6-4	3-1
	(2)Raceland	8-2	2-1		(2)Lloyd Memorial	7-3	3-1		(2)Lone Oak	7-3	3-1
	(3)Nicholas County	6-4	1-2		(3)Holy Cross (Covington)	3-7	2-2		(3)Madisonville-N. Hopkins	6-4	3-1
	(4)Paintsville	2-8	0-3		(4)Newport	3-7	1-3		(4)Calloway County	5-5	1-3
<b>Class 1A, District 26</b>	(1)Fairview	10-0	3-0	<b>Class 2A, District 38</b>	(1)Newport Central Cath.	6-4	4-0	<b>Class 2A, District 39</b>	(1)Owensboro	6-4	3-1
	(2)Raceland	8-2	2-1		(2)Lloyd Memorial	7-3	3-1		(2)Lone Oak	7-3	3-1
	(3)Nicholas County	6-4	1-2		(3)Holy Cross (Covington)	3-7	2-2		(3)Madisonville-N. Hopkins	6-4	3-1
	(4)Paintsville	2-8	0-3		(4)Newport	3-7	1-3		(4)Calloway County	5-5	1-3
<b>Class 1A, District 27</b>	(1)Fairview	10-0	3-0	<b>Class 2A, District 40</b>	(1)Newport Central Cath.	6-4	4-0	<b>Class 2A, District 41</b>	(1)Owensboro	6-4	3-1
	(2)Raceland	8-2	2-1		(2)Lloyd Memorial	7-3	3-1		(2)Lone Oak	7-3	3-1
	(3)Nicholas County	6-4	1-2		(3)Holy Cross (Covington)	3-7	2-2		(3)Madisonville-N. Hopkins	6-4	3-1
	(4)Paintsville	2-8	0-3		(4)Newport	3-7	1-3		(4)Calloway County	5-5	1-3
<b>Class 1A, District 28</b>	(1)Fairview	10-0	3-0	<b>Class 2A, District 42</b>	(1)Newport Central Cath.	6-4	4-0	<b>Class 2A, District 43</b>	(1)Owensboro	6-4	3-1
	(2)Raceland	8-2	2-1		(2)Lloyd Memorial	7-3	3-1		(2)Lone Oak	7-3	3-1
	(3)Nicholas County	6-4	1-2		(3)Holy Cross (Covington)	3-7	2-2		(3)Madisonville-N. Hopkins	6-4	3-1
	(4)Paintsville	2-8	0-3		(4)Newport	3-7	1-3		(4)Calloway County	5-5	1-3
<b>Class 1A, District 29</b>	(1)Fairview	10-0	3-0	<b>Class 2A, District 44</b>	(1)Newport Central Cath.	6-4	4-0	<b>Class 2A, District 45</b>	(1)Owensboro	6-4	3-1
	(2)Raceland	8-2	2-1		(2)Lloyd Memorial	7-3	3-1		(2)Lone Oak	7-3	3-1
	(3)Nicholas County	6-4	1-2		(3)Holy Cross (Covington)	3-7	2-2		(3)Madisonville-N. Hopkins	6-4	3-1
	(4)Paintsville	2-8	0-3		(4)Newport	3-7	1-3		(4)Calloway County	5-5	1-3
<b>Class 1A, District 30</b>	(1)Fairview	10-0	3-0	<b>Class 2A, District 46</b>	(1)Newport Central Cath.	6-4	4-0	<b>Class 2A, District 47</b>	(1)Owensboro	6-4	3-1
	(2)Raceland	8-2	2-1		(2)Lloyd Memorial	7-3	3-1		(2)Lone Oak	7-3	3-1
	(3)Nicholas County	6-4	1-2		(3)Holy Cross (Covington)	3-7	2-2		(3)Madisonville-N. Hopkins	6-4	3-1
	(4)Paintsville	2-8	0-3		(4)Newport	3-7	1-3		(4)Calloway County	5-5	1-3
<b>Class 1A, District 31</b>	(1)Fairview	10-0	3-0	<b>Class 2A, District 48</b>	(1)Newport Central Cath.	6-4	4-0	<b>Class 2A, District 49</b>	(1)Owensboro	6-4	3-1
	(2)Raceland	8-2	2-1		(2)Lloyd Memorial	7-3	3-1		(2)Lone Oak	7-3	3-1
	(3)Nicholas County	6-4	1-2		(3)Holy Cross (Covington)	3-7	2-2		(3)Madisonville-N. Hopkins	6-4	3-1
	(4)Paintsville	2-8	0-3		(4)Newport	3-7	1-3		(4)Calloway County	5-5	1-3
<b>Class 1A, District 32</b>	(1)Fairview	10-0	3-0	<b>Class</b>							



## REGULAR SEASON STATISTICAL LEADERS

TOP 15 RUSHING LEADERS  
(ranked by net yards rushing average)

Player	School	Gms	Att	Yds	TD	Avg
Devin Taylor	West Jessamine	10	321	2217	22	222
Tyshawn Embs	Carroll County	10	197	2205	27	221
Weston Little	South Floyd	10	227	2174	29	217
Damien Harris	Madison Southern	9	144	1778	35	198
Zack Katzman	Graves County	10	218	1851	29	185
Tristen Luke	Fort Campbell	10	199	1816	29	182
Trevor Carnell	Bullitt Central	10	244	1814	23	181
Jake Middleton	Harlan County	10	219	1757	24	176
Elijah Bell	Henry Clay	10	157	1711	15	171
Alex Bolin	Casey County	10	211	1699	22	170
Tyler Durham	Campbell County	10	252	1696	23	170
Jeffery Canady	Knox Central	10	170	1683	24	168
Nick Britt	Russell County	10	158	1621	28	162
Dishan Romine	DuPont Manual	9	200	1424	15	158
Dylan Huff	Bellevue	10	222	1518	19	152

TOP 15 PASSING LEADERS  
(ranked by net yards passing average)

Player	School	Gms	Att	Cmp	Int	Yds	TD	P-GM
Dylan Beasley	Nelson County	10	391	246	11	3723	34	372
Elijah Flener	Butler County	10	309	194	11	2643	20	264
Jarredd Jarrell	Prestonsburg	10	218	134	6	2612	27	261
Dalton Sizemore	Williamsburg	10	269	162	11	2453	32	245
Cody Wolfe	Eastern	10	254	128	10	2342	20	234
Andrew Rugerio	North Hardin	10	289	188	14	2331	23	233
Zach Carmichael	Anderson County	10	199	130	11	2313	27	231
Chris Hawkins	Frankfort	9	158	93	6	2045	23	227
Logan Woodside	Franklin County	10	134	92	4	2262	33	226
Desmond McAdams	Fleming County	8	193	113	9	1778	15	222
Kyle Bolin	Lex. Catholic	7	207	113	6	1556	14	222
Garrett Peavler	Lafayette	10	267	158	14	2187	19	219
Evan Whitaker	Hazard	9	195	115	7	1957	14	217
Donovan McCoy	Highlands	9	194	122	9	1949	26	217
Graham Gordon	Tates Creek	10	252	146	11	2144	16	214

TOP 15 RECEIVING LEADERS  
(ranked by yards gained receiving per game)

Player	School	Gms	Rec	Yds	TD	YD/GM	TD/GM
Ken jah Bosley	Madison Central	9	57	1129	11	125	1.2
Aaron Jackson	Frankfort	9	43	1094	13	122	1.4
Brandon Mitchell	Eminence	9	65	1085	10	121	1.1
Grant Anderson	Prestonsburg	10	56	1101	11	110	1.1
Ross Cox	Anderson County	10	48	1090	13	109	1.3
Austin Lavvorn	Nelson County	10	61	1038	6	104	0.6
Bryson Williams	Prestonsburg	9	40	913	12	101	1.3
Skyler Griffith	Williamsburg	9	47	900	11	100	1.2
David Bouvier	Lex. Catholic	10	68	966	5	97	0.5
Corey Shelton	Williamsburg	10	53	939	18	94	1.8
Nick Ruark	Lewis County	10	52	934	9	93	0.9
Nacarius Fant	Bowling Green	10	52	933	13	93	1.3
Akintomide Mejolagbe	Lloyd Memorial	9	37	840	6	93	0.7
Blake Ellis	Russell County	9	38	758	8	84	0.9
Martez Sivils	Caldwell County	10	59	832	10	83	1.0

TOP 15 SCORING LEADERS  
(ranked by total points per game)

Player	School	Gms	TDR	TDRc	TDO	FG	PAT	Cnv	Pts	Avg
Damien Harris	Madison Southern	9	34	2	0	0	0	0	216	24.0
Ryan Timmons	Franklin County	10	21	14	3	0	0	1	230	23.0
Justin Hamilton	Hancock County	10	25	3	5	0	0	5	208	20.8
Weston Little	South Floyd	10	28	2	1	0	0	5	196	19.6
Tristen Luke	Fort Campbell	10	29	0	1	0	0	0	180	18.0
Nick Britt	Russell County	10	28	1	0	0	0	0	176	17.6
Tyshawn Embs	Carroll County	10	28	0	0	0	0	1	170	17.0
Trevor Carnell	Bullitt Central	10	23	3	1	0	0	3	168	16.8
James Johnson	Mercer County	10	27	0	0	0	0	2	166	16.6
Jake Middleton	Harlan County	10	24	0	0	0	0	11	166	16.6
Kentayvous Hopkins	Bourbon County	10	19	6	2	0	0	0	162	16.2
Jeffery Canady	Knox Central	10	24	1	1	0	0	2	160	16.0
Jonathon Jackson	Mayfield	10	22	3	1	0	0	1	158	15.8
Alex Bolin	Casey County	10	24	1	0	0	0	4	158	15.8
Jacob Tobias	Edmonson County	8	12	2	7	0	0	0	126	15.8

TOP 15 TEAM SCORING LEADERS  
(ranked by points average)

School	Gms	Pts	Avg
Franklin County	10	599	59.9
Highlands	10	537	53.7
Scott County	10	529	52.9
Fairview	11	555	50.5
Russell County	10	488	48.8
Bourbon County	10	487	48.7
Mayfield	10	472	47.2
Williamsburg	10	455	45.5
Christian County	10	453	45.3
Raceland	10	453	45.3
Fort Campbell	10	446	44.6
Lone Oak	10	438	43.8
Graves County	10	438	43.8
Hancock County	10	437	43.7
Frankfort	10	421	42.1

TOP 15 TEAM SCORING DEFENSIVE LEADERS  
(ranked by net points allowed average)

School	Gms	Pts	Avg
Warren East	10	74	7.4
Bowling Green	10	82	8.2
Williamsburg	10	90	9.0
Christian Academy	10	101	10.1
Murray	10	108	10.8
Covington Catholic	10	109	10.9
Somerset	10	109	10.9
Walton-Verona	10	112	11.2
Glasgow	10	113	11.3
Cooper	10	114	11.4
Central	10	118	11.8
South Warren	10	119	11.9
Bourbon County	10	120	12.0
Monroe County	10	124	12.4
Warren Central	10	128	12.8

TOP 15 TEAM SCORING MARGIN LEADERS  
(ranked by net margin average)

School	Gms	Av-PF	Av-PA	+/-
Fairview	11	50.5	13.6	36.9
Bourbon County	10	48.7	12.0	36.7
Williamsburg	10	45.5	9.0	36.5
Scott County	10	52.9	18.1	34.8
Russell County	10	48.8	14.3	34.5
Highlands	10	53.7	20.4	33.3
Bowling Green	10	40.9	8.2	32.7
Mayfield	10	47.2	16.1	31.1
Warren East	10	37.9	7.4	30.5
Franklin County	10	59.9	30.1	29.8
Ky. Country Day	10	41.7	12.8	28.9
Raceland	10	45.3	16.5	28.8
Covington Catholic	10	39.0	10.9	28.1
Breathitt County	10	42.1	14.0	28.1
Hancock County	10	43.7	15.7	28.0

TOP 15 TEAM RUSHING LEADERS  
(ranked by rushing yards average)

School	Gms	Yds	Avg
Harlan County	10	3789	379
Fairview	11	3868	352
South Floyd	10	3469	347
Knox Central	10	3386	339
Carroll County	10	3312	331
Scott County	10	3310	331
Spencer County	10	3264	326
Belfry	10	3183	318
Madison Southern	10	3164	316
Fort Campbell	10	3086	309
Lawrence County	10	3082	308
West Jessamine	10	2958	296
Graves County	10	2917	292
Morgan County	10	2878	288
Monroe County	10	2862	286

TOP 15 TEAM RUSHING DEFENSIVE LEADERS  
(ranked by rushing yards allowed average)

School	Gms	Yds	Avg
Bracken County	10	441	44
Bishop Brossart	10	571	57
Bowling Green	10	666	67
Morgan County	10	665	67
Somerset	10	741	74
Warren Central	10	772	77
South Warren	10	776	78
Murray	10	795	80
Fairview	11	947	86
Harlan	10	859	86
Edmonson County	10	883	88
Monroe County	10	929	93
Breathitt County	10	926	93
Spencer County	10	927	93
Henderson County	10	956	96

TOP 15 TEAM PASSING LEADERS  
(ranked by passing yards average)

School	Gms	Yds	Avg
Nelson County	10	3723	372
Prestonsburg	10	2743	274
Butler County	10	2643	264
North Hardin	10	2589	259
Williamsburg	10	2498	250
Anderson County	10	2488	249
Highlands	10	2404	240
Tates Creek	10	2367	237
Hazard	9	2089	232
Franklin County	10	2280	228
Lafayette	10	2243	224
Lex. Catholic	10	2227	223
Frankfort	10	2193	219
Eastern	10	2152	215
Covington Catholic	10	2139	214

TOP 15 TEAM PASSING DEFENSIVE LEADERS  
(ranked by passing yards allowed average)

School	Gms	Yds	Avg
Bishop Brossart	10	93	9
Bracken County	10	242	24
Edmonson County	10	303	30
Morgan County	10	448	45
Pikeville	10	499	50
Warren East	10	520	52
Central	10	536	54
Wayne County	10	546	55
Jenkins	10	545	55
Bourbon County	10	562	56
Somerset	10	574	57
Bell County	10	588	59
Christian Academy	10	642	64
Walton-Verona	10	638	64
Ashland Blazer	10	649	65



**About KHSAA Statistical Rankings**

Stats are compiled weekly throughout the regular season. Member schools are solely responsible for submitting information. If a school or individual is omitted or information is not reported, that means the KHSAA did not receive a report or an updated report prior to the deadline. The deadline for the final regular season ranking was 4 p.m., Thursday, Nov. 8, 2012 with a minimum of 7 games played. A final season ranking (including all postseason games) will be compiled and posted on the KHSAA website at [www.khsaa.org](http://www.khsaa.org) following the conclusion of the playoffs. All inquiries should be directed to Joe Angolia, KHSAA Communications Director at (859)299-5472 or [jangolia@khsaa.org](mailto:jangolia@khsaa.org).



**2012 MAYFIELD CARDINALS** (pictured left to right) — FIRST ROW: Kyle Downing, Cody Sullivan, Jentry Wiggins, Jonathon Jackson, Dondre Jackson, Mauel Pineada, Rikeem Burton, Tarron Sherrill, Jordan Brown, John Hayden, Jay Mcalpin. SECOND ROW: Fernando Fuentes, Try Cooper, Baranden Higginson, Tayo Crumble, Deion Jackson, Jake Guhy, Luke Wynstra, Stuart Mills, Chase Sevic, Trent Kendall, Cole Puckett, Pedro Gonzalez, Jared Hendley, Mario Limas, Tyler Hall. THIRD ROW: Jared Adkinson, Tim McCampbell, Jordan Tyler, Cole Kendall, Kel Carmen, Kane McCord, Nathan Sullivan, Chris Alfaro, Terrell Braxton, Dylan Reed, Marshall Bacon, Elijah Brimmer, Jermel Al-Shibili, Pedro Villegas, Colten Sisson, Chase Arnett. FOURTH ROW: J.D. Niehoff, Caleb Thomas, Mason Harris, Michael Walker, Kevin Caldwell, Davis Mills, Lane Kennemore, Sidney Herdon, Allen Vinson, Keelan Murphy, Johnny Hernandez, Brently Adams, Colby Tucker, Kaleb Williams, Daniel Ivie, Charles Jackson.

## Mayfield Cardinals

No.	Name	Ht.	Wt.	Pos.	Yr.	No.	Name	Ht.	Wt.	Pos.	Yr.
1	Dondre Jackson	6' 0	205	RB/DB	SR	53	Mason Harris	5' 11	170	OL/DL	FR
2	Jake Guhy	5' 9	145	QB/DB	JR	54	Tyler Hall	5' 9	195	OG/DL	JR
3	Jordon Brown	5' 8	165	WR/DB	SR	55	Rakeem Burton	5' 10	195	C/DT	SR
4	Deion Jackson	5' 11	140	RB/DB	JR	56	Branden Higgingson	5' 9	225	C/DL	JR
5	Mikie Mix	6' 0	170	WR/DB	SR	57	Jon Hayden	5' 11	185	OL/LB	JR
6	Dylan Reed	5' 11	160	QB/DB	SO	59	Trey Cooper	5' 8	230	OL/DL	JR
7	Tarron Sherrill	5' 7	155	WR/DB	SR	61	Kane McCord	5' 11	180	C/DL	SO
8	Cole Puckett	5' 8	150	TE/LB	JR	62	Brentley Adams	5' 5	185	OL/DL	FR
9	Jonathon Jackson	6' 0	215	RB/LB	SR	63	Chris Alfaro	5' 9	170	OL/DL	SO
11	Marshall Bacon	5' 11	150	WR/DB	SO	64	Jay McAlpin	6' 2	230	OL/DL	JR
14	Colby Tucker	5' 9	135	RB/DB	FR	65	Kel Carmen	6' 0	200	L/L	SO
15	Davis Mills	6' 0	155	QB/DB	FR	66	Cody Sullivan	5' 10	190	OL/DL	JR
16	Luke Wynstra	5' 9	160	K	JR	68	Cole Dodson	5' 11	290	L/L	SO
17	Chase Sevic	5' 11-1/2	180	QB/DB	JR	69	Elijah Brimmer	5' 6	170	L/L	SO
18	Jared Hendley	5' 11	185	WR/DB	JR	71	Fernando Fuentes	5' 10	175	OL/DL	JR
19	Lane Kennemore	5' 10	150	WR/DB	FR	73	Caleb Thomas	6' 0	205	OL/DL	FR
20	Alfred Capuano	5' 8	155	WR/DB	JR	75	Charles Jackson	5' 11	205	OL/DL	FR
21	Trent Kendall	5' 8	185	RB/LB	JR	80	Manueal Pineda	5' 7	155	K	SR
22	Latayo Crumble	5' 6	145	WR/DB	JR	81	Matthew Johnson	5' 10	190	OL/DL	FR
23	Stuart Mills	5' 7	185	RB/LB	JR	83	Hunter Lassiter	5' 11	145	QB/DB	SO
24	Pedro Villegas	5' 7	135	WR/DB	SO	84	Sidney Herndon	5' 10	165	K	SR
25	Keelan Murphy	6' 0	140	WR/DB	FR	86	Terrell Braxton	5' 4	130	WR/DB	SO
29	Chase Arnett	5' 9	155	WR/DB	JR	87	Nathan Sullivan	5' 9	145	WR/DB	SO
31	Kevin Caldwell	5' 6	130	RB/DB	FR	88	Jentry Wiggins	6' 0	190	RB/LB	SR
32	Jordon Tyler	5' 10	150	RB/DB	SO	89	Colton Sisson	5' 11	150	WR	JR
36	Jason Niehoff	5' 7-1/2	140	WR/DB	FR						
37	Jamel Al-Shibili	5' 6	125	WR/DB	SO						
38	Michael Walker	5' 6	140	WR/DB	FR						
39	Pedro Gonzalez	5' 8	165	WR/LB	JR						
40	Jared Adkisson	6' 1	150	WR/DB	SO						
42	Tim McCampbell	6' 1	195	RB/LB	SO						
43	Cole Kendall	5' 10	180	RB/LB	SO						
45	Johnny Hernandez	5' 11	175	RB/LB	FR						
47	Daniel Ivie	5' 7	125	WR/DB	FR						
50	Mario Limas	5' 11	170	OT/DL	JR						
51	Allen Vinson	6' 1	230	OL/DL	FR						
52	Kyle Downing	6' 5	205	OL/DE	JR						

# CLASS 1A CHAMPIONSHIP



## MAYFIELD (13-1) vs. FAIRVIEW (14-0)



**2012 FAIRVIEW EAGLES** (pictured left to right) — FIRST ROW: Isiah King, Blake Smith, Elijah King, Tanner Dollen, Zach Smith, Chuck Smith, Alex Roy, Kyle Stormes. SECOND ROW: Caleb McKnight, Cameron Delong, Kyle Seshar, JP Payne, Devon Turner, Jeremy Groves, Cody Stone, Armonde Yetts, Joel Wardle. THIRD ROW: Donovan Williams, Chris Wheeler, Chris Brewer, Dan Metzler, Charlie Shelton, Chris Perkins, Josh Russell, Cody Campbell, Shawn Adkins, Cody McPeek, Reno Oney, Timothy Breeding. FOURTH ROW: Cory Kearns, Billy Davis, Taylor Breeding, Anthony Roark, Tanner Young, Steffon Coleman, Austin Perdue, Aaron Fitzpatrick, Logan Thovson, Cody Gullett, Derrick Elswick, Zach Christensen, Michael Nunley. FIFTH ROW: Jarod Walker, Kyle McKnight, Scott McIntyre, Tim Champlin, Nate Mcpeek, Fred Ray, Matt Moresea, Bill Daniels, Linton Turner, Gary McPeek.

## Fairview Eagles

No.	Name	Ht.	Wt.	Pos.	Yr.	No.	Name	Ht.	Wt.	Pos.	Yr.	No.	Name	Ht.	Wt.	Pos.	Yr.
1	Isaiah King	5' 11	165	RB/DB	SO	34	Donavan Williams	5' 9	160	WR/LB	SO	76	Austin Perdue	6' 5	300	OL/DL	SO
2	Blake Smith	5' 8	155	WR/DB	SO	35	Shawn Wheeler	5' 6	165	TE/LB	JR	77	Aaron Fitzpatrick	5' 8	260	OL/DL	JR
3	Elijah King	6' 2	185	RB/DB	SR	44	Chris Brewer	5' 10	220	RB/DE	SR	81	Logan Thovson	6' 3	230	TE/DE	SO
6	Armonde Yetts	5' 9	170	RB/LB	SO	50	Dan Metzler	5' 8	180	OL/LB	SO	82	Cody Gullett	5' 7	125	WR/DB	SO
7	Tanner Dolen	5' 10	170	DB/RB	FR	52	Andrew Arthur	5' 9	165	OL/LB	FR	84	Derek Elswick	5' 8	155	RB/LB	FR
8	Zack Smith	5' 4-1/2	175	RB/LB	SR	53	Mark Workman	5' 10	210	OL/DL	SO	85	Zach Christensen	6' 1	170	WR/DB	JR
9	JP Payne	5' 6	150	DB/WR	SR	54	Charlie Shelton	5' 9	190	OL/DL	FR						
10	Chuck Smith	5' 9-1/2	165	WR/DB	SO	56	Chris Perkins	6' 2	210	OL/DE	JR						
11	Alex Roy	6' 2	170	QB/DB	FR	59	Josh Russell	5' 7	170	OL/DL	FR						
12	Kyle Stormes	6' 0	165	QB/DB	SO	61	Cody Campbell	6' 4-1/2	225	OL/DL	SR						
15	Caleb McKnight	5' 10	185	TE/DE	SO	62	Shawn Adkins	6' 1	210	OL/DL	JR						
16	Cameron Delong	5' 9	165	QB/DB	SO	63	Cody McPeek	6' 4	285	OL/DL	SO						
17	Mason Rutherford	6' 0	175	WR/DB	SR	64	Reno Oney	5' 9	195	OL/DL	SO						
20	Philip Conley	5' 6	140	WR/DB	JR	65	Alex Breeding	5' 10	220	OL/DL	SO						
22	Kyle Seshar	5' 6	145	RB/DB	SO	67	Billy Davis	5' 10	200	OL/DL	FR						
24	Devon Turner	5' 11	195	RB/DB	SR	68	Jonathan Breeding	5' 10	240	OL/DL	FR						
27	Jeremy Groves	5' 9	170	K	SR	70	Anthony Roark	6' 5	285	OL/DL	JR						
28	Cody Stone	5' 10	180	RB/LB	JR	71	Tanner Young	5' 11	240	OL/DL	JR						
30	Wyatt George	6' 0	165	WR/DB	JR	73	Steffon Coleman	5' 10	250	OL/DL	JR						
31	William Neal	5' 7	155	WR/DB	FR	75	Cody Sammons	5' 10	300	OL/DL	SR						
33	Joel Wardle	4' 0	130	RB/DL	SR												



# CLASS 1A CHAMPIONSHIP

## MAYFIELD (13-1) vs. FAIRVIEW (14-0)

### MAYFIELD QUICK FACTS

**Name:**..... Mayfield High School  
**City:**..... Mayfield  
**County:**..... Graves  
**Enrollment:**..... 368  
**Nickname:**..... Cardinals  
**Colors:**..... Red & Black  
**Superintendent:**..... Lonnie Burgett  
**Principal:**..... Don Hubbard  
**Athletic Director:**..... Joe Morris  
**Head Coach:**..... Joe Morris  
**Assistant Coaches:**..... Charles Parrott, James Topp, Todd Hatchell, Stephen Hatchell, Cliff Dew, John Farris, Chris Champion  
**Last Year's Playoffs:**..... Runner-Up - Lost to Hazard (24-6)

### FAIRVIEW QUICK FACTS

**Name:**..... Fairview  
**City:**..... Ashland  
**County:**..... Boyd  
**Enrollment:**..... 276  
**Nickname:**..... Eagles  
**Colors:**..... Red, Black & White  
**Superintendent:**..... Bill Musick  
**Principal:**..... Gary McPeck  
**Athletic Director:**..... n/a  
**Head Coach:**..... Nathan McPeck  
**Assistant Coaches:**..... Matthew Moresea, Fred Ray, Jarrod Walker, Kyle McKnight, Scott McIntyre, Bill Daniels, Cory Jones, Tim Champlin  
**Last Year's Playoffs:**..... 3rd Rd - Lost to Pikeville (20-18)

### 2012 SCHEDULE (13-1)

Date	Opponent	W/L	Score
Aug. 17	at Warren Central	L	28-42
Aug. 25	Madisonville-North Hopkins	W	63-21
Aug. 31	Paducah Tilghman	W	42-21
Sept. 7	at Murray	W	38-14
Sept. 14	at Graves County	W	56-28
Sept. 21	Marshall County	W	44-7
Sept. 28	at Fulton City	W	66-0
Oct. 12	Fulton County	W	60-14
Oct. 19	at Russellville	W	27-7
Oct. 26	Caldwell County	W	48-7
Nov. 2	Caverna	W	56-6
Nov. 9	Holy Cross (Louisville)	W	38-14
Nov. 16	at Kentucky Country Day	W	35-14
Nov. 23	at Beechwood	W	35-14

### 2012 SCHEDULE (14-0)

Date	Opponent	W/L	Score
Aug. 17	West Carter	W	42-0
Aug. 24	East Carter	W	32-17
Aug. 31	Fleming County	W	21-14
Sept. 14	Casey County	W	69-29
Sept. 21	at Greenup County	W	72-0
Sept. 28	at Grove City Christian, OH	W	53-24
Oct. 4	at Paintsville	W	68-20
Oct. 12	Raceland	W	40-27
Oct. 19	at Nicholas County	W	36-7
Oct. 26	at Powell County	W	53-12
Nov. 1	Phelps	W	69-0
Nov. 9	Nicholas County	W	48-20
Nov. 16	at Pikeville	W	36-14
Nov. 23	Hazard	W	40-6

### TITLE GAME HISTORY

Year	Class	W/L	Score
1976	2A	L	Corbin 6, Mayfield 0
1977	2A	W	Mayfield 14, Corbin 13
1978	2A	W	Mayfield 22, Somerset 6
1985	2A	W	Mayfield 18, Newport Central Catholic 8
1986	2A	W	Mayfield 21, Newport Central Catholic 20
1987	2A	L	Danville 24, Mayfield 23
1989	2A	L	Danville 7, Mayfield 3
1991	2A	L	Danville 17, Mayfield 14
1992	2A	L	Danville 34, Mayfield 7
1993	2A	W	Mayfield 13, Prestonsburg 12
1995	1A	W	Mayfield 28, Beechwood 7
1998	1A	L	Middlesboro 27, Mayfield 6
2002	1A	W	Mayfield 14, Beechwood 7
2005	1A	L	Newport Central Catholic 42, Mayfield 7
2009	1A	L	Lexington Christian 55, Mayfield 19
2010	1A	W	Mayfield 47, Hazard 6
2011	1A	L	Hazard 24, Mayfield 6

### TITLE GAME HISTORY

**Year Class W/L Score**  
*Fairview is making its first appearance in the state finals*

# CLASS 1A CHAMPIONSHIP



MAYFIELD (13-1) vs. FAIRVIEW (14-0)



## 2012 Class 1A Russell Athletic/KHSAA Commonwealth Gridiron Bowl



Copyright © 2012 Kentucky High School Athletic Association

### 2011 CLASS 1A CHAMPIONSHIP REVIEW



**State Champion - Hazard Bulldogs**

**Player of the Game  
Presented by the  
Kentucky National Guard**



**B.J. Combs  
Hazard**



### 2011 KHSAA COMMONWEALTH GRIDIRON BOWL MAYFIELD (14-1) vs. HAZARD (12-2)

DEC 2, 2011 at BOWLING GREEN, KY  
Stadium: HOUCHEM-L.T. SMITH STADIUM Attendance: 5,386

Score by Quarters	1	2	3	4	Score
MAYFIELD .....	3	3	0	0	6
HAZARD .....	0	10	7	7	24

**Scoring Summary**

1st	06:22	MAY	LUKE WYNSTRA 26 yd field goal [7-52; 2:18; HAZ 0, MAY 3]
2nd	07:42	HAZ	AUSTIN JOHNSON 28 yd pass from ZACK BLANTON (ERIC MASON kick) [6-49; 2:40; HAZ 7, MAY 3]
	03:57	MAY	LUKE WYNSTRA 25 yd field goal [8-49; 3:39; HAZ 7, MAY 6]
	00:00	HAZ	ERIC MASON 33 yd field goal [8-57; 3:51; HAZ 10, MAY 6]
3rd	02:52	HAZ	EVAN WHITAKER 4 yd run (ERIC MASON kick) [7-30; 2:57; HAZ 17, MAY 6]
4th	02:20	HAZ	B.J. COMBS 24 yd interception return (ERIC MASON kick) [0-0; 0:00; HAZ 24, MAY 6]

Kickoff time: 11:00 AM End of Game: 1:33 PM Total elapsed time: 2:33  
 Officials: Referee: BRUCE COLPO; Umpire: MATTHEW SANDERS; Linesman: BILL DAVIS; Line judge: JEFF BURRIS; Back judge: HAROLD FIELDS  
 Temperature: 51 degrees Wind: WSW 3 MPH Weather: SUNNY AND CLEAR

# CLASS 1A CHAMPIONSHIP



**MAYFIELD (13-1) vs. FAIRVIEW (14-0)**

## 1A STATE CHAMPIONSHIP HISTORY

CLASS 1A						
Year	Champion	Coach	Score	Runner-Up	Coach	Site
2011	Hazard	Mark Dixon	24-6	Mayfield	Joe Morris	Houchens-L.T. Smith Stadium, Bowling Green
2010	Mayfield	Joe Morris	47-6	Hazard	Mark Dixon	Houchens-L.T. Smith Stadium, Bowling Green
2009	Lexington Christian	Paul Rains	55-19	Mayfield	Joe Morris	Houchens-L.T. Smith Stadium, Bowling Green
2008	Beechwood	Noel Rash	14-7	Hazard	Mark Dixon	Papa John's Cardinal Stadium, Louisville
2007	Beechwood	Noel Rash	38-35	Lexington Christian	Paul Rains	Papa John's Cardinal Stadium, Louisville
2006	Newport C. Catholic	Bob Schneider	37-34	Danville	Sam Harp	Papa John's Cardinal Stadium, Louisville
2005	Newport C. Catholic	Bob Schneider	42-7	Mayfield	Joe Morris	Papa John's Cardinal Stadium, Louisville
2004	Beechwood	Mike Yeagle	23-7	Danville	Sam Harp	Papa John's Cardinal Stadium, Louisville
2003	Danville	Sam Harp	42-7	Beechwood	Mike Yeagle	Papa John's Cardinal Stadium, Louisville
2002	Mayfield	Joe Morris	14-7	Beechwood	Bob Burnett	KFEC Cardinal Stadium, Louisville
2001	Danville	Sam Harp	14-13	Newport Central Catholic	Bob Schneider	KFEC Cardinal Stadium, Louisville
2000	Danville	Sam Harp	23-9	Newport Central Catholic	Bob Schneider	KFEC Cardinal Stadium, Louisville
1999	Beechwood	Mike Yeagle	45-22	Hancock County	Mark Peach	KFEC Cardinal Stadium, Louisville
1998	Middlesboro	Ken Roark	27-6	Mayfield	Paul Leahy	KFEC Cardinal Stadium, Louisville
1997	Beechwood	Mike Yeagle	26-0	Harrodsburg	Alvis Johnson	KFEC Cardinal Stadium, Louisville
1996	Beechwood	Mike Yeagle	21-14 OT	Harrodsburg	Alvis Johnson	KFEC Cardinal Stadium, Louisville
1995	Mayfield	Paul Leahy	28-27	Beechwood	Mike Yeagle	KFEC Cardinal Stadium, Louisville
1994	Beechwood	Mike Yeagle	18-16	Murray	Rick Fisher	KFEC Cardinal Stadium, Louisville
1993	Beechwood	Mike Yeagle	13-12	Bardstown	Joey Downs	KFEC Cardinal Stadium, Louisville
1992	Beechwood	Mike Yeagle	21-14	Bardstown	Joey Downs	KFEC Cardinal Stadium, Louisville
1991	Beechwood	Mike Yeagle	34-6	Pikeville	Bill Allara	KFEC Cardinal Stadium, Louisville
1990	Russellville	Ken Barrett	21-7	Bellevue	Charles Coleman	KFEC Cardinal Stadium, Louisville
1989	Pikeville	Hillard Howard	20-7	Trigg County	Dixie Jones	KFEC Cardinal Stadium, Louisville
1988	Pikeville	Hillard Howard	28-10	Harrodsburg	Alvis Johnson	KFEC Cardinal Stadium, Louisville
1987	Pikeville	Hillard Howard	28-6	Russellville	Ken Barrett	KFEC Cardinal Stadium, Louisville
1986	Heath	Rodney Bushong	27-12	Cumberland	Ron Cain	KFEC Cardinal Stadium, Louisville
1985	Crittenden County	Pat Gates	14-6	Paintsville	Walter Brugh	KFEC Cardinal Stadium, Louisville
1984	Beechwood	Bernie Barre	35-26	Paris	Randy Reese	KFEC Cardinal Stadium, Louisville
1983	Russellville	Ken Barrett	42-13	Cumberland	Jim Saylor	KFEC Cardinal Stadium, Louisville
1982	Paris	Randy Reese	35-6	Cumberland	Jim Saylor	KFEC Cardinal Stadium, Louisville
1981	Paris	Randy Reese	19-7	Bellevue	Fred Bernier	KFEC Cardinal Stadium, Louisville
1980	Russellville	Ken Barrett	16-0	Bellevue	Fred Bernier	KFEC Cardinal Stadium, Louisville
1979	Bellevue	Fred Bernier	7-0	Madison	Monty Jo Lovell	KFEC Cardinal Stadium, Louisville
1978	Fort Campbell	Marshall Patterson	15-13	Paintsville	Walter Brugh	Hanger Field, ECU, Richmond
1977	Bellevue	Bill Baldrige	21-0	Frankfort	Raymond Webb	Hanger Field, ECU, Richmond
1976	Fort Campbell	Marshall Patterson	22-0	Bellevue	Bill Baldrige	Commonwealth Stadium, Lexington
1975	Ludlow	Randy Reese	7-6	Heath	Jack Haskins	WKU, Bowling Green
1974	Murray	John Hina	14-0	Beechwood	Fred Mariani	Hanger Field, ECU, Richmond
1973	Paris	Homer Goins	21-12	Elkhorn City	Delano Thomas	Hanger Field, ECU, Richmond
1972	Trigg County	Joe Jagers	22-0	Pikeville	Hillard Howard	Stoll Field, UK, Lexington
1971	Trigg County	Joe Jagers	30-23	Lynch East Main	Ed Miracle	Stoll Field, UK, Lexington
1970	Bardstown	Garnis Martin	13-6	Lynch East Main	Ed Miracle	Stoll Field, UK, Lexington
1969	Mount Sterling	Charles "Chili" Ishmael	21-13	Bardstown	Garnis Martin	Stoll Field, UK, Lexington
1968	Lynch East Main	Ed Miracle	14-6	Frankfort	Ollie Leathers	Stoll Field, UK, Lexington
1967	Bardstown	Garnis Martin	20-13	Mt. Sterling	Charles Ishmael	KFEC Cardinal Stadium, Louisville
1966	Dayton	Ray King	6-2	Russellville	Clarence Baker	Stoll Field, UK, Lexington
1965	Lloyd Memorial	Jack Turner	27-0	Old Kentucky Home	Milton Graham	Stoll Field, UK, Lexington
1964	Elkhorn City	Jack Hall	33-7	Russellville	Waymond Morris	Stoll Field, UK, Lexington
1963	Lynch East Main	Ed Miracle	13-6	Shelbyville	Russ Greenwell	Stoll Field, UK, Lexington
1962	Versailles	John Snowden	21-0	Lynch East Main	Ed Miracle	Stoll Field, UK, Lexington
1961	Murray	Ty Holland	14-13	Lynch East Main	Ed Miracle	Stoll Field, UK, Lexington
1960	Lynch East Main	Ed Miracle	39-0	Murray	Ty Holland	Stoll Field, UK, Lexington
1959	Lynch East Main	Ed Miracle	40-0	Henderson Douglas	Pete Rembert	Stoll Field, UK, Lexington

#Cardinal Stadium refers to the Kentucky Fair and Exposition Center



**2012 CALDWELL COUNTY TIGERS** (pictured left to right) — BACK ROW: Coach Waynee McGowan, Lolly Phelps, Evan Stewart, Jordan Spicer, Josh Whitworth, Austin Bruce, Tyler Beavers, Blaine Hickman, Drake VanHooser, Preston Thomas, Trevor Davis, Jacob Ray, Jaden Fitzpatrick, Zach Beeman, Jacob Burke, Coach Aaron McClung. SECOND ROW: Coach Bradley Stallins, Coach Jeff Riley, Brady Witherspoon, Jordan Young, Landon Mitchell, Tyler Kendall, Chas Scott, Dylan Riley, Kale Dyer, Noah Kenneday, Elijah Sindelar, Dominic Hephner, Taylor Mitchell, Jordan Felker, Landon Morgan, Austin McGowan, Colin Brasher, Head Coach David Barnes. THIRD ROW: Whitt Gilliland, Sean Conger, Jalyn Boyd, Austin Palmer, Wood Brown, Jonathon Oliver, Jaquavion Wimbleduff, Ty Butts, Joey Davis, Tez Sivils, Cameron Brandon, Cole Webster, Chandler Blackburn, Landon Burns, Chase Harper, Michael Watkins, Brodrick Cook, Lauren Quinn Reynolds. FOURTH ROW: Kate Phelps, Taylor Brantley, Alan Getz, Matt Sholar, Tyler Coleman, Gerardo Alonso, Wade Martin, Josh Young, Joey Thurmond, Caleb Marshall, Chris Gilkey, Christian Puckett, Denzel Aldrich, Justin Beller, Charlie Traylor, Brandon Jones, Bryce McKinney, Devan Oliver, Morgan Holt, Annie B Wetzel. FRONT ROW: Holly Birdsong, Dakota Gill, Alyssa Chambliss, Kelsey Yates, Sabrina Colling, Macy East, Macie Giannini, Bree Brown, Emmy Ward, Katelyn Nichols, Matthew Pruett, Lindsey Conway, Alexis McDowell, Hattie Ginn, Emily Boyd, Kennedy Stith, Ashley Samuel, Ramey Board, Marquasha Wharton, Meagan Knight.

## Caldwell County Tigers

No.	Name	Ht.	Wt.	Pos.	Yr.	No.	Name	Ht.	Wt.	Pos.	Yr.
2	Elijah Sindelar	6' 4	190	QB	SO	53	Justin Witherspoon	5' 11	314	T/DT	SO
3	Jacob Burke	5' 7	170	Y/C	SO	54	Cole Webster	5' 10-1/2	257	G/DE	SR
4	Trevor Davis	5' 11	192	F/LB	FR	55	Sean Conger	5' 9	230	G/DE	SO
6	Brodrick Cook	5' 5	158	RB/DB	JR	58	Kyler Kendall	6' 2	260	C/T/DT	JR
7	Jaquavion Wimbleduff	6' 1	150	Z/S	SR	61	Ty Butts	6' 4	250	G/DT	SR
8	Denzel Aldrich	5' 8	135	QB/DB	FR	62	Noah Kennaday	6' 2	249	G/DT	JR
9	Joey Davis	6' 3	175	Y/DB	SR	63	Blaine Hickman	5' 10	256	C/G/DT	JR
10	Martez Sivils	6' 0	160	WR/C	SR	64	Chase Harper	5' 10	198	G/LB/DT	SO
11	Brett Seymore	6' 1	170	K	JR	66	Kaleb Dyer	6' 3	185	C/DE	SO
12	Landon Burns	5' 9	209	Y/S	JR	67	Whitt Gilliland	6' 0	203	G/DT	SO
14	Evan Stewart	5' 9	140	X/DB	FR	68	Dominic Hephner	6' 0	272	G/DT	JR
15	Austin Palmer	5' 11	165	X/S	JR	69	Zach Beeman	5' 9	270	T/DT	FR
17	Chris Gilkey	5' 6	141	Z/DB	JR	70	Landon Morgan	6' 1	151	T/DE	SO
18	Tyler Coleman	5' 8	156	Y/DB	FR	71	Jonathon Oliver	6' 0	196	G/DT	FR
20	Alan Getz	5' 6	155	F/LB	JR	72	Jacob Ray	6' 0	196	G/DT	JR
21	Jaylen Boyd	5' 10	160	F/S	SO	73	Tyler Beavers	5' 11	227	G/DT	JR
22	Caleb Marshall	5' 6	130	H/DB	JR	74	Joey Thurmond	5' 7	205	G/DT	FR
23	Jordan Young	6' 1	176	X/S	JR	75	Wood Brown	5' 11	155	C/DE	FR
24	Christian Puckett	5' 8	145	Z/LB	FR	76	Jordan Felker	6' 1	262	G/DT	FR
25	Dee Cain	6' 1	188	Z/S	FR	77	Austin McGowan	5' 11	250	G/DT	JR
28	Josh Young	5' 8	131	QB/DB	FR	79	Josh Whitworth	5' 10	241	T/DT	FR
30	Preston Thomas	6' 0	194	Y/LB	SO	80	Charlie Traylor	5' 5	110	X/DB	JR
32	Drake Vanhooser	6' 1	203	Y/DE	SO	81	Taylor Mitchell	6' 3	163	Y/SS	JR
33	Bryce McKinney	5' 2	131	H/LB	FR	82	Wade Martin	5' 8	135	X/DB	SO
34	Chandler Blackburn	5' 9	169	F/LB	JR	83	Cameron Brandon	6' 2	151	Z/DB	SR
35	Colin Brasher	5' 8	205	F/LB	JR	84	Bryce Lockhart	5' 9	150	Y/LB	FR
39	Michael Watkins	5' 11	176	X/DB	JR	85	Dylan Riley	5' 11	161	Y/SS	SO
41	Matt Sholar	5' 4	113	X/DB	SO	88	Landon Mitchell	6' 2	182	X/DE	FR
43	Jordan Spicer	5' 10	161	Z/LB	FR						
44	Brandon Jones	5' 8-1/2	132	X/LB	FR						
48	Gerardo Alonzo	5' 8	148	Z/LB	SO						
50	Justin Beller	5' 7	166	C/LB	JR						
51	Jaden Fitzpatrick	5' 10	222	G/DT	SO						
52	Chas Scott	6' 2	202	T/DE	SO						

# CLASS 2A CHAMPIONSHIP



**CALDWELL CO. (11-3) vs. NEWPORT CENTRAL CATH. (10-4)**



**2012 NEWPORT CENTRAL CATHOLIC THOROUGHBREDS** (pictured left to right) — FIRST ROW: B. Hightchew, J. Caudill, M. Lawrence, M. Terry, N. Twehues, G. Schilling, C. Jacob, B. Barbara, K. Floyd, J. Schneider, B. Gray, M. Runyon, A. Buechel. SECOND ROW: J. Smith, A. Fritsch, J. Wieland, K. Tallon, P. Davis, T. Faust, D. Ruwe, J. Boyle, D. Hayes, R. Meek, J. Raleigh, K. Sampson, L. Lawson, E. Hardt, J. Harris. THIRD ROW: N. Kling, B. Moore, Carl Heck, Roger Wagenlander, Coach Hering, Coach Fussinger, Coach Lyon, Coach Wagner, Coach Beiting, Coach Evison, Coach Faust, Coach Young, Coach B. Schneider, Coach D. Schneider, Coach Wieland, Kelly Twehues, J. Goldstein, T. Donnelly, W. Boberg. FOURTH ROW: B. McCormick, K. Carmack, K. Moore, P. Collopy, Ja. Raleigh, S. Brooks, K. Zenni, D. Meadows, B. Thacker, D. Powell, P. Osburg, N. Tolle. FIFTH ROW: J. Sutkamp, S. Schneider, E. Anderson, M. Myers, C. Hoover, M. Frey, M. Hehman, L. Neff, P. Murphy, L. Kues, G. McHugh, L. Baxter. BACK ROW: J. Cain, L. Barth, J. Haas, M. Franzen, K. Winter, T. Lyon, Q. Anost, E. Rust, T. Duke, M. Lenz, N. Freppon.

## Newport Central Catholic Thoroughbreds

No.	Name	Ht.	Wt.	Pos.	Yr.	No.	Name	Ht.	Wt.	Pos.	Yr.
2	Josh Cain	6' 1	170	QB/DB	SR	52	Jake Haas	6' 2	210	OL/DL	SR
3	Jacob Smith	5' 9	150	RB/DB	FR	53	John Harris	5' 8	145	OL/LB	FR
4	John Caudill	5' 8	165	WR/LB	JR	54	Brady Thacker	5' 8	208	OL/LB	SR
5	Pete Collopy	5' 10	190	WR/LB	SR	55	Stephen Brooks	6' 0	215	OL/DL	JR
6	Mac Franzen	6' 3	190	QB/WR/LB	JR	56	Jacob Raleigh	5' 11	235	OL/DL	SO
7	Luke Kues	6' 0	155	WR/DE	FR	58	Jacob Wieland	5' 8	180	OL/DL	SO
8	Noah Freppon	6' 1	175	WR/DB	SR	59	Nathan Kling	5' 9	184	OL/DL	JR
9	Cole Zenni	5' 9	152	WR/DL	JR	60	Colin Hoover	6' 0	200	OL/DL	SO
10	Griffin McHugh	6' 0	175	WR/DE	FR	61	Kyle Floyd	5' 10	150	OL/LB	SO
11	Brent Moore	5' 10	150	WR/LB	SO	62	Reeis Hehman	6' 1	220	OL/DL	SO
12	Brandon Gray	5' 7	145	WR/DB	SO	64	Thomas Faust	5' 8	150	OL/DL	FR
13	Eric Anderson	6' 0	135	QB/DB	FR	65	Steve Schneider	5' 11	210	OL/DL	SR
14	Joshua Boyle	5' 8	115	WR/DB	SO	66	Ross Meek	5' 7	246	OL/DL	JR
15	Tommy Donnelly	6' 4	165	WR/DB	JR	68	Logan Neff	6' 1	215	OL/DL	SO
16	Logan Lawson	5' 8	135	WR/DB	FR	70	Michael Terry	5' 9	140	OL/LB	SO
17	Wyatt Boberg	5' 8	145	WR/DB	JR	71	Jimmy Raleigh	5' 8	195	OL/DL	SR
18	Tyler Duke	6' 1	165	WR/DB	JR	72	Malleek Lawrence	5' 8	195	OL/DL	FR
20	Michael Runyon	5' 8	145	WR/DB	JR	73	Elliott Rust	6' 2	285	OL/DL	SR
21	Dan Ruwe	5' 8	155	WR/DB	SR	74	Konner Carmack	5' 9	180	OL/DL	FR
22	Dylan Powell	5' 10	157	RB/LB	FR	75	Bryson Hightchew	5' 5	145	OL/DL	FR
23	Doug Meadows	5' 9	158	WR/LB	SR	77	Jack Sutkamp	5' 11	188	OL/LB	JR
24	Mason Myers	6' 0	180	RB/DB	SR	78	Kameron Winter	6' 3	230	OL/DL	FR
25	Kyle Sampson	5' 8	140	WR/DB	SO	79	Matt Lenz	6' 1	205	OL/DE	JR
28	Josh Schneider	5' 8	146	WR/DB	FR	82	Leo Barth	6' 1	160	WR/DE	SO
29	Matt Frey	6' 1	160	WR/DL	SO	83	Parker Osburg	5' 10	158	OL/DL	FR
32	Kalvin Moore	5' 10	184	RB/LB	JR	84	Peyton Murphy	6' 1	150	WR/DE	FR
33	Peyton Davis	5' 9	147	RB/LB	FR	85	Nick Tolle	5' 9	214	OL/DL	FR
34	Kobe Tallon	5' 10	140	OL/LB	FR	87	Quinn Anost	6' 4	200	WR/DE	SR
35	Nate Enslin	5' 7	130	WR/LB	SO	88	Nathan Grosser	6' 3	195	K	SR
36	Austin Buechel	5' 5	100	WR/DB	FR						
40	Logan Baxter	5' 11	160	WR/DB	FR						
44	Dylan Hayes	5' 8	185	RB/DB	SR						
45	Tyler Lyon	6' 4	185	WR/DE	JR						
47	Anthony Fritsch	5' 8	160	OL/DL	FR						
50	Ethan Hardt	5' 8	160	OL/LB	FR						



# CLASS 2A CHAMPIONSHIP

## CALDWELL CO. (11-3) vs. NEWPORT CENTRAL CATH. (10-4)

### CALDWELL COUNTY QUICK FACTS

**Name:**.....Caldwell County  
**City:**.....Princeton  
**County:**.....Caldwell  
**Enrollment:**.....626  
**Nickname:**.....Tigers  
**Colors:**.....Blue & Gold  
**Superintendent:**.....Carrell Boyd  
**Principal:**.....Christy Phelps  
**Athletic Director:**.....David M. Barnes  
**Head Coach:**.....David M. Barnes  
**Assistant Coaches:**.....Keith Rogers, Bradley Stallins, Jeff Riley, Wayne McGowan, Steve Kukahiko, Aaron McClung, Carson Chambliss  
**Last Year's Playoffs:**.....1st Rd - Lost to Butler County (28-7)

### NEWPORT CENTRAL CATH. QUICK FACTS

**Name:**.....Newport Central Catholic  
**City:**.....Newport  
**County:**.....Campbell  
**Enrollment:**.....419  
**Nickname:**.....Thoroughbreds  
**Colors:**.....Royal Blue & Gold  
**Superintendent:**.....Mike Clines  
**Principal:**.....Carl Foster  
**Athletic Director:**.....Rob Detzel  
**Head Coach:**.....Edward Eviston  
**Assistant Coaches:**.....Dave Schneider, Dan Wagner, John Wieland, Steve Young, Bob Schneider, William Lyon, Chuck Faust, Justin Fussinger, Jack Hering, Sam Beiting  
**Last Year's Playoffs:**.....3rd Rd - Lost to Holy Cross (Cov.) (24-21)

### 2012 SCHEDULE (11-3)

Date	Opponent	W/L	Score
Aug. 17	Calloway County	L	31-34
Aug. 24	vs. Union County	W	45-15
Aug. 31	Ohio County	W	56-20
Sept. 7	Trigg County	L	37- 38
Sept. 14	at Franklin-Simpson	W	49-13
Sept. 21	at Ballard Memorial	W	56-20
Sept. 28	Reidland	W	56-7
Oct. 12	at Murray	W	24-21
Oct. 19	Crittenden County	W	49-0
Oct. 26	at Mayfield	L	7-48
Nov. 2	Butler County	W	51-14
Nov. 9	Hancock County	W	52-25
Nov. 16	Murray	W	10-7
Nov. 23	at DeSales	W	43-31

### 2012 SCHEDULE (10-4)

Date	Opponent	W/L	Score
Aug. 17	at Dixie Heights	W	37-22
Aug. 25	at Archbishop McNicholas (OH)	L	24-27
Aug. 31	at Campbell County	L	16-42
Sept. 15	Simon Kenton	L	20-28
Sept. 21	at Bishop Brossart	W	58-0
Sept. 28	at Holmes	L	7-12
Oct. 6	Lloyd Memorial	W	63-22
Oct. 12	at Newport	W	49-0
Oct. 18	at Holy Cross (Covington)	W	49-10
Oct. 26	Beechwood	W	34-14
Nov. 2	vs. Gallatin County	W	49-13
Nov. 10	vs. Holy Cross (Covington)	W	52-0
Nov. 16	Walton-Verona	W	49-14
Nov. 23	at Somerset	W	27-18

### TITLE GAME HISTORY

Year	Class	W/L	Score
1963	2A	W	Caldwell County 14, Highlands 7
1998	2A	W	Caldwell County 38, Danville 28

### TITLE GAME HISTORY

Year	Class	W/L	Score
1984	2A	W	Newport Central Catholic 12, Fort Knox 7
1985	2A	L	Mayfield 18, Newport Central Catholic 8
1986	2A	L	Mayfield 21, Newport Central Catholic 20
2000	1A	L	Danville 23, Newport Central Catholic 9
2001	1A	L	Danville 14, Newport Central Catholic 13
2005	1A	W	Newport Central Catholic 42, Mayfield 7
2006	1A	W	Newport Central Catholic 37, Danville 34
2007	2A	L	Fort Campbell 21, Newport Central Catholic 7
2008	2A	L	Fort Campbell 26, Newport Central Catholic 23
2010	2A	W	Newport Central Cath. 42, Owensboro Cath. 0

# CLASS 2A CHAMPIONSHIP



**CALDWELL CO. (11-3) vs. NEWPORT CENTRAL CATH. (10-4)**



## 2012 Class 2A Russell Athletic/KHSAA Commonwealth Gridiron Bowl



Copyright © 2012 Kentucky High School Athletic Association

### 2011 CLASS 2A CHAMPIONSHIP REVIEW



**State Champion - Holy Cross (Cov.) Indians**

**Player of the Game  
Presented by the  
Kentucky National Guard**



**Eric Walker  
Holy Cross (Cov.)**



### 2011 KHSAA COMMONWEALTH GRIDIRON BOWL GLASGOW (14-1) vs. HOLY CROSS (COV.) (12-3)

DEC 2, 2011 at BOWLING GREEN, KY

Stadium: HOUCHENS-L.T. SMITH STADIUM Attendance: 7,077

Score by Quarters	1	2	3	4	Score
GLASGOW.....	7	0	0	7	14
HOLY CROSS(COV) .....	0	12	7	14	33

**Scoring Summary**

1st	02:30	GLAS	JALEN SUBLETT 28 yd run (KEVIN BALTAZAR kick) [9-69; 4:41; HC 0, GLAS 7]
2nd	04:19	HC	ERIC WALKER 7 yd pass from KYLE FULLER (KYLE FULLER kick blockd) [9-64; 4:51; HC 6, GLAS 7]
	02:19	HC	ERIC WALKER 24 yd pass from KYLE FULLER (KYLE FULLER rush failed) [3-24; 0:22; HC 12, GLAS 7]
3rd	05:13	HC	LAMAR CHAMES 62 yd pass from KYLE FULLER (KYLE FULLER kick) [3-79; 1:29; HC 19, GLAS 7]
4th	11:18	HC	BURT POUNCY 18 yd pass from KYLE FULLER (KYLE FULLER kick) [10-53; 3:19; HC 26, GLAS 7]
	09:14	GLAS	PARKER CASH 13 yd run (KEVIN BALTAZAR kick) [5-74; 2:02; HC 26, HC 14]
	02:13	HC	DEVYN HERNDON 9 yd interception return (KYLE FULLER kick) [0-0; 0:00; HC 33, GLAS 14]

Kickoff time: 3:00 PM End of Game: 5:36 PM Total elapsed time: 2:36

Officials: Referee: JACOB ASHER; Umpire: LORNE SMITH; Linesman: BRENT CANADY; Line judge: DOUG MERCER; Back judge: JIMMY COLWELL

Temperature: 57 degrees Wind: WNW 4 MPH Weather: CLEAR AND SUNNY

# CLASS 2A CHAMPIONSHIP



## CALDWELL CO. (11-3) vs. NEWPORT CENTRAL CATH. (10-4)

### 2A STATE CHAMPIONSHIP HISTORY

CLASS 2A						
Year	Champion	Coach	Score	Runner-Up	Coach	Site
2011	Holy Cross (Cov.)	Bruce Kozerski	33-14	Glasgow	Rick Wood	Houchens-L.T. Smith Stadium, Bowling Green
2010	Newport Central Catholic	Eddie Evison	42-0	Owensboro Catholic	John Edge	Houchens-L.T. Smith Stadium, Bowling Green
2009	Fort Campbell	Shawn Berner	29-9	DeSales	Mark Sander	Houchens-L.T. Smith Stadium, Bowling Green
2008	Fort Campbell	Shawn Berner	26-23	Newport Central Catholic	Bob Schneider	Papa John's Cardinal Stadium, Louisville
2007	Fort Campbell	Shawn Berner	21-7	Newport Central Catholic	Bob Schneider	Papa John's Cardinal Stadium, Louisville
2006	Mercer County	Marty Jagers	15-12	Russell	Ivan McGlone	Papa John's Cardinal Stadium, Louisville
2005	Russell	Ivan McGlone	27-14	Owensboro Catholic	John Edge	Papa John's Cardinal Stadium, Louisville
2004	Belfry	Philip Haywood	28-21	Owensboro Catholic	John Edge	Papa John's Cardinal Stadium, Louisville
2003	Belfry	Philip Haywood	33-27 OT	Elizabethtown	Brett Burnett	Papa John's Cardinal Stadium, Louisville
2002	Breathitt County	Mike Holcomb	51-0	Corbin	Steve Jewell	KFEC Cardinal Stadium, Louisville
2001	Bardstown	Joey Downs	47-16	Prestonsburg	John Derosset	KFEC Cardinal Stadium, Louisville
2000	Boyle County	Chuck Smith	38-6	Glasgow	Jerry Eubank	KFEC Cardinal Stadium, Louisville
1999	Boyle County	Chuck Smith	29-6	Glasgow	Jerry Eubank	KFEC Cardinal Stadium, Louisville
1998	Caldwell County	Pat Gates	38-28	Danville	Sam Harp	KFEC Cardinal Stadium, Louisville
1997	Bourbon County	Dudley Hilton	39-28	Owensboro Catholic	Mojo Hollowell	KFEC Cardinal Stadium, Louisville
1996	Breathitt County	Mike Holcomb	25-21	Fort Knox	Brett Burnett	KFEC Cardinal Stadium, Louisville
1995	Breathitt County	Mike Holcomb	42-35 2OT	Franklin-Simpson	Jean Rollins	KFEC Cardinal Stadium, Louisville
1994	Danville	Sam Harp	39-7	Bullitt East	Mike Egan	KFEC Cardinal Stadium, Louisville
1993	Mayfield	Paul Leahy	13-12	Prestonsburg	Bill Letton	KFEC Cardinal Stadium, Louisville
1992	Danville	Sam Harp	34-7	Mayfield	Jack Morris	KFEC Cardinal Stadium, Louisville
1991	Danville	Sam Harp	17-14	Mayfield	Jack Morris	KFEC Cardinal Stadium, Louisville
1990	Fort Knox	Joe Jagers	21-7	Corbin	Larry Adams	KFEC Cardinal Stadium, Louisville
1989	Danville	Sam Harp	7-3	Mayfield	Jack Morris	KFEC Cardinal Stadium, Louisville
1988	Fort Knox	Joe Jagers	45-21	Somerset	John Cain	KFEC Cardinal Stadium, Louisville
1987	Danville	Tom Duffy	24-23	Mayfield	Jack Morris	KFEC Cardinal Stadium, Louisville
1986	Mayfield	Jack Morris	21-20 OT	Newport Catholic	Bob Schneider	KFEC Cardinal Stadium, Louisville
1985	Mayfield	Jack Morris	18-8	Newport Catholic	Bob Schneider	KFEC Cardinal Stadium, Louisville
1984	Newport Catholic	Bob Schneider	12-7	Fort Knox	Joe Jagers	KFEC Cardinal Stadium, Louisville
1983	Fort Knox	Joe Jagers	19-14	Somerset	John Cain	KFEC Cardinal Stadium, Louisville
1982	Corbin	Larry "Cotton" Adams	18-6	Glasgow	Coy Meadows	KFEC Cardinal Stadium, Louisville
1981	Bardstown	Garnis Martin	20-6	Somerset	John Cain	KFEC Cardinal Stadium, Louisville
1980	Corbin	Archie Powers	16-7	Fort Campbell	Marshall Patterson	KFEC Cardinal Stadium, Louisville
1979	Fort Campbell	Marshall Patterson	26-0	Pikeville	Hillard Howard	KFEC Cardinal Stadium, Louisville
1978	Mayfield	Jack Morris	22-6	Somerset	John Cain	Hanger Field, ECU, Richmond
1977	Mayfield	Jack Morris	14-13	Corbin	Archie Powers	Hanger Field, ECU, Richmond
1976	Corbin	Archie Powers	6-0	Mayfield	Jack Morris	Commonwealth Stadium, Lexington
1975	Scott County	Bill Wilson	22-20	Middlesboro	Tom Stapleton	WKU, Bowling Green
1974	Owensboro	Gerald Poynter	14-7	Middlesboro	Tom Stapleton	Hanger Field, ECU, Richmond
1973	Paducah Tilghman	Dan Haley	27-8	Boyd County	Tom Scott	Hanger Field, ECU, Richmond
1972	Tates Creek	Roy Walton	16-7	Paul Blazer	Herb Conley	Stoll Field, UK, Lexington
1971	Bryan Station	Terry Clark	14-3	Madisonville	Dennis Sexton	Stoll Field, UK, Lexington
1970	Highlands	Mike Murphy	30-13	Madisonville	Dennis Sexton	Stoll Field, UK, Lexington
1969	Elizabethtown	Vince Hancock	21-8	Bryan Station	Dan Haley	Stoll Field, UK, Lexington
1968	Highlands	Mike Murphy	32-7	Elizabethtown	Vince Hancock	Stoll Field, UK, Lexington
1967	Paul Blazer	Jake Hallum	19-14	Elizabethtown	Vince Hancock	KFEC Cardinal Stadium, Louisville
1966	Hopkinsville	Fleming Thornton	27-6	Highlands	Owen Hauck	Stoll Field, UK, Lexington
1965	Hopkinsville	Fleming Thornton	24-6	Middlesboro	Walt Green	Stoll Field, UK, Lexington
1964	Highlands	Owen Hauck	36-0	Madison	Bobby Harville	Stoll Field, UK, Lexington
1963	Caldwell County	Fred Clayton	14-7	Highlands	Owen Hauck	Stoll Field, UK, Lexington
1962	Danville	Ray Callahan	13-6	Corbin	Ledger Howard	Stoll Field, UK, Lexington
1961	Highlands	Homer Rice	12-0	Madison	Roy Kidd	Stoll Field, UK, Lexington
1960	Highlands	Homer Rice	21-13	Lafayette	Roy Walton	Stoll Field, UK, Lexington
1959	Henderson	Don Shelton	12-7	Highlands	Homer Rice	Stoll Field, UK, Lexington

#Cardinal Stadium refers to the Kentucky Fair and Exposition Center




**2012 CENTRAL YELLOWJACKETS** (pictured left to right) — FIRST ROW: Tyail Moore, Raesean Bruce, Nathaniel Payne, William Black, Theodis Cook, William Leach, Kevin Haris, Ty Scroggins, Maurice Grinter, Kenneth White, Terry Rice-Locket, Lamont Jenkins, Norman Alvis, Chris Franklin, Kristen Pollock, Somolia Pumpfrey. SECOND ROW: Heaven Johnson, Fatima Palmer, Clavon Armstrong, Anthony Wilson, Kelvin Kirby, Teawonn Ligon, Antwone Sloss, Michael Sanders, Devon Page, Duriel Carter, Raymond Cosby, Domic Lewis, Kemontreae Davis, Chishawn Philpot, Andreus Crittenden, Lawanna Verner, Makala Howell. THIRD ROW: J Vontaye Barte, Mekhi Jackson, Paul Martin, Kevon Hickman, Derrick Wickliffe, Juan Martinez, Kenneth Reedel, William Coffey, Paul White, Kambrin Brown, William Robinson, Antonio Heard, Zachary White, Steven Jones. FOURTH ROW: Deion Johnson, Jaylen Taylor, Taylor Austin, Rushuan Morris, Larry Poyntz III, Terence Stewart, Aric Hamblin, William Pope, Nicholas Synder, Cameron Young, Tommy Kron, Tyson Jacobs, Kendall Gardner. FIFTH ROW: William Harper, Emmitt Green, Elijah Owens, Daymonte Dickerson, Dominique Howard, Marvin Smith, Anthony Hamblin, Jalen Benford, Jacob Campbell, Mashile Dozier, Braxton Adams, Devin Hayley, Dionte Hickman, Jeanot Renaud. SIXTH ROW: Ronald Woods, Kenndale Briggs, Adrian Ferguson, Aireon Bush, Nekia Johnson, Mikelle Haines, Alston Hammond, Markel Ladd, Jaquaz Terrell, Keontay Curry, Dominique Pruitt, Darius Groves, William Cowherd, Aaron Duncan. SEVENTH ROW: Jacobi Sanders, Royshawn Beason, Robbie Croghan-Miller, Keith Smith, Phillip Francis, Domicque Johnson, Donald Styles, Darren Powell, Keith Fields, Stevon Beason, Nate Young, Jason Whiting, Jamar Banks, Derquione Mobley. EIGHTH ROW: Tae Shawn Gibbs, Myron Norfleet, Marcel Malone, Sydney Tedford, Dominique Tolley, Devonte Yelder, Demontre Boyd, Deris Cox, Jajuan Hailey, Tyree Huguley, Marcus Manion, Derius Jones, Cortez Peters, Christopher Dinwiddie.

## Central Yellowjackets

No.	Name	Ht.	Wt.	Pos.	Yr.	No.	Name	Ht.	Wt.	Pos.	Yr.	No.	Name	Ht.	Wt.	Pos.	Yr.
1	Tae Shawn Gibbs	5' 9	165	ATH	SR	27	Nate Young	5' 9	158	S	SO	87	Idriss Kera	5' 10-1/2	0	K	SR
2	Myron Norfleet	5' 11	180	QB	FR	29	Jamar Banks	6' 0	160	S	SR	88	Kelvin Kirby	5' 8	146	WR	SR
3	Marcel Malone	5' 8	145	WR	JR	30	Derquione Mobley	6' 0	196	S	JR	90	Antwone Sloss	6' 4	190	DE	SR
4	Sydney Tedford	6' 2	165	QB	JR	31	Ronald Woods	5' 7	146	DB	SO	91	Micheal Sanders	5' 9	180	DL	JR
5	Dominique Tolley	6' 0	173	LB	SR	32	Kenndal Briggs	5' 6	151		FR	94	Jayson Whiting	5' 9	142	LB	SO
6	Devonte Yelder	6' 3	181	WR	SR	34	Aireon Bush	5' 5	104	RB	SO		Adrian Ferguson	5' 3	120		SO
7	Demontre Boyd	5' 11	163	DL	SR	36	Mikelle Haines	5' 8	170	LB	SR		Antoinio Heard	5' 9	138		FR
8	Deris Cox	5' 8	172	RB	SR	37	Alston Hammond	5' 10	162	LB	JR		Aric Hamblin	5' 9	190		FR
9	Jajuan Hailey	5' 10	170	DB	JR	43	William Cowherd	5' 11	168	LB	JR		Cameron Young	5' 9	174		FR
10	Tyree Huguley	5' 9	150	RB	JR	49	Dominique Howard	5' 9	199	DL	SR		Chris Phillpot	5' 10	170		SO
11	Marcus Manion	5' 3	115	WR	JR	50	Marvin Smith	6' 0	195	OL	JR		Clavon Armstrong	5' 11	142	WR	FR
12	Derius Jones	5' 8	150	WR	SR	51	Anthony Hamblin	6' 1	193	DL	JR		Darius Groves	5' 9	170		FR
13	Davon Adams	5' 4	108	RB	SO	52	Jalen Benford	6' 0	205	DL	SR		Donte Hickman	5' 11	215		FR
14	Cortez Peters	5' 8	133	DB	SO	54	Mashile Dozier	6' 1	230	LB	SR		Garry Kron	5' 6	147		FR
15	Christopher Dinwiddie	5' 8	160	DB	JR	55	Braxton Adams	6' 3	238	DL	SR		Jacobi Campbell	5' 8	197		SO
16	Jacobi Sanders	5' 5	128	DB	SO	56	Devin Hayley	5' 11	196	DL	SR		Jaquaz Terrell	5' 8	144		FR
17	Royshawn Beason	5' 10	187	DL	JR	58	Jeanot Renaud	5' 6	240	OL	SR		Jaylen Taylor	5' 11	255		FR
18	Robbie Croghan-Miller	5' 3	120	WR	SO	59	Deion Johnson	5' 11	239	OL	JR		Kambrin Brown	5' 10	148	WR	FR
19	Keith Smith	5' 11	150	DB	SR	61	Taylor Austin	6' 5	286	OL	SO		Kemontreae Davis	5' 9	134		FR
20	Phillip Francis	5' 9	193	LB	JR	64	Terence Stewart	5' 8	210	OL	JR		Kendall Gardner	5' 4	195		FR
21	Domicque Johnson	5' 11	160	DB	SR	66	William Pope	5' 9	281	DL	SO		Keontay Curry	6' 0	161		FR
22	Donald Styles	5' 10	160	LB	JR	67	Nicholas Snyder	5' 8	245	OL	SR		Larry Poyntz	5' 11	179		FR
23	Darren Powell	5' 4	160	RB	JR	70	Tyson Jacobs	5' 6	202	OL/DL	SO		Reginald Gaston	5' 10	240		SO
24	Keith Fields	5' 9	173	RB	SR	74	Paul Martin	5' 8	300	OL	JR		William Harper	5' 9	185		FR
25	Stevon Beason	5' 8	155	RB	SO	80	Paul White	5' 8	140	WR	JR		Zackary White	5' 11	133		FR

## CENTRAL (12-2) vs. BELFRY (12-2)



**2012 BELFRY PIRATES** (pictured left to right) — FIRST ROW: Eli Huddle, Payton Mullins, Madison Ghormley, Zach Taylor, Nick Bunch, Antonio Willis, Tony Messer, Josh Robinson, Zack Francisco, Zach Thacker, Derrick Jude, James May, Joseph Bucci. SECOND ROW: Christian Crum, Zack Lester, David Daniels, Joey Duty, Cody Bostic, Trinity Carr, Sani Warren, Timmy May, Cameron Johnson, Reed Williamson, Richard Nelson, Zack Thompson, Davontae Dari, Justin Johnson, Hayden Hatfield. THIRD ROW: Michael Barnes, Ty Hensley, Austin Hatfield, Ryan Buamgardner, Kaleb Edwards, Richard Carroll, Ethan Stanley, Seth Adkins, Matt Joyce, Mackey Francis, Drew Mullins, Keaton Taylor, Dakota Stanley, Daniel Williamson. FOURTH ROW: Matt Neace, Cameron Maynard, Josh Murphy, James Bladwin, Alex Coleman, TJ Dotson, Timmy Adkins, William Coleman, Brandon Church, Nate Sanger, Caleb Elkins, Devon Wellman, Keilan Carr, Xondre Willis, Jeremiah Gooslin, Seth McCoy. FIFTH ROW: Kirkland Blackburn, Whitney Helton, Taylor Johnson, Amber Hatfield, Shawn Robinette, Aaron Hatfield, Drew Charles, Blake Charles, Justyn Ferrell, Thomas Jones, Ausin Gibbs, Tyler Fields, Lynzi Bowen, Shauna Steele, Kamri Blackmon, Sherry New, Shawna Maynard. SIXTH ROW: Assistant Coaches: Cameron Tackett, Ryan Chapman, Charlie Dotson, Jason Cross, Nathan Coleman, Head Coach Philip Haywood, Matt Varney, Todd Cassell, James Rowe, Anthony Tackett, Jim Booth.

## Belfry Pirates

No.	Name	Ht.	Wt.	Pos.	Yr.	No.	Name	Ht.	Wt.	Pos.	Yr.
1	Davontae Dari	5' 11	160	RB	JR	34	Joey Duty	5' 11	220	TE	JR
2	Cameron Johnson	5' 11	169	SE	JR	35	Nate Sanger	5' 10	165	RB	FR
3	Xondre Willis	5' 7	135	RB	FR	36	Blake Charles	5' 3	108	SE	FR
4	Keaton Taylor	5' 9	134	RB	SO	38	Dakota Stanley	5' 8	189	TE	SO
5	Austin Hatfield	5' 9	207	RB	SO	39	Alex Coleman	6' 0	140	SE	SO
6	Sani Warren	6' 0	166	QB	JR	40	Brandon Church	5' 8	130	RB	FR
7	Trinity Carr	5' 10	188	RB	JR	40	Neace Matt	5' 6	130	SE	SO
8	Hayden Hatfield	5' 11	154	RB	JR	41	Seth McCoy	5' 9	165	TE	FR
9	Daniel Williamson	6' 2	165	QB	SO	44	Madison Ghormley	5' 11	200	RB	SR
10	Zack Francisco	6' 0	197	SE	SR	45	Thomas Jones	6' 0	184	TE	FR
11	Josh Robinson	6' 0	180	RB	SR	51	William Coleman	5' 8	229	OL	FR
12	Reed Williamson	5' 7	140	SE	JR	52	Richard Carroll	5' 10	260	OL	SO
13	Zach Thacker	6' 0	193	SE	SR	53	Austin Gibbs	6' 3	235	OL	FR
14	Devin Wellman	5' 9	135	QB	FR	54	Zach Taylor	6' 0	262	OL	SR
15	David Daniels	5' 8	165	SE	JR	55	Macky Franics	5' 11	299	OL	SO
16	Richard Nelson	6' 1	190	TE	JR	57	Derick Jude	6' 4	277	OL	SR
17	Payton Mullins	5' 9	251	TE	SR	58	Timmy Adkins	5' 7	172	OL	FR
18	Timmy May	5' 10	165	RB	JR	59	Drew Charles	5' 9	206	OL	FR
19	Cody Bostic	5' 9	145	SE	JR	62	Jeremiah Gooslin	5' 7	163	OL	FR
20	Kaleb Edwards	5' 9	130	RB	SO	63	Justyn Ferrell	5' 8	173	OL	FR
21	Keilan Carr	5' 8	146	SE	FR	65	Ethan Stanley	6' 0	235	OL	SO
22	Caleb Elkins	5' 5	116	SE	FR	67	Drew Mullins	6' 0	258	OL	SO
23	Tony Messer	6' 3	232	TE	SR	70	Seth Adkins	5' 11	230	OL	JR
24	James Baldwin	5' 10	141	SE	SO	71	Michael Barnes	6' 4	347	OL	JR
26	T Dotson	5' 9	140	RB	FR	72	Antonio Willis	5' 8	333	OL	SR
27	Tyler Fields	5' 5	104	SE	FR	73	Zack Lester	5' 8	224	OL	JR
28	Justin Johnson	5' 7	175	RB	JR	74	Joseph Bucci	5' 9	346	OL	SR
29	Eli Huddle	5' 11	163	SE	SR	75	James May	6' 2	219	OL	SR
30	Zack Thompson	5' 7	161	RB	JR	78	Isaiah Robinson	5' 5	215	OL	FR
31	Matt Joyce	6' 0	151	SE	SO	80	Aaron Hatfield	5' 6	133	SE	FR
32	Josh Murphy	5' 8	196	RB	SO	81	Nick Bunch	5' 7	150	SE	SR
33	Christian Crum	5' 8	215	RB	JR	82	Cameron Maynard	5' 8	170	SE	SO



# CLASS 3A CHAMPIONSHIP

## CENTRAL (12-2) vs. BELFRY (12-2)

### CENTRAL QUICK FACTS

**Name:**..... Central High School  
**City:**..... Louisville  
**County:**..... Jefferson  
**Enrollment:**..... 1,035  
**Nickname:**..... Yellowjackets  
**Colors:**..... Black & Gold  
**Superintendent:**..... Donna Hargens  
**Principal:**..... Daniel Withers  
**Athletic Director:**..... Marlon Miller  
**Head Coach:**..... Tyrran Scroggins  
**Assistant Coaches:**..... William Leach, Nathaniel Payne, Terry Rice-Lockett, Kenneth White, Lamont Jenkins, Kevin Harris, William Black, Raesean Bruce, Christopher Franklin, Maurice Grinter, Norman Alvis  
**Last Year's Playoffs:**..... Champions - Defeated Belfry (15-14)

### BELFRY QUICK FACTS

**Name:**..... Belfry High School  
**City:**..... Belfry  
**County:**..... Pike  
**Enrollment:**..... 721  
**Nickname:**..... Pirates  
**Colors:**..... Red & White  
**Superintendent:**..... Roger Wagner  
**Principal:**..... Rod Varney  
**Athletic Director:**..... Philip Haywood  
**Head Coach:**..... Philip Haywood  
**Assistant Coaches:**..... Anthony Tackett, James Rowe, Matt Varney, Jonathan Wright, Perry Wright, Casey Lequire, Charles Dotson, Ryan Chapman, Todd Cassell, Nathan Coleman, Jason Cross, Jim Booth  
**Last Year's Playoffs:**..... Runner-Up - Lost to Central (15-14)

### 2012 SCHEDULE (12-2)

Date	Opponent	W/L	Score
Aug. 17	DuPont Manual	W	29-7
Aug. 25	vs. Evansville F.J. Reitz (Ind.)	W	47-27
Aug. 31	at DeSales	W	27-14
Sept. 7	at Ballard	W	19-14
Sept. 14	Western	W	28-6
Sept. 21	at St. Xavier	L	13-27
Oct. 5	Elizabethtown	W	55-0
Oct. 12	at Henry County	W	35-0
Oct. 19	LaRue County	W	16-8
Oct. 26	at Pleasure Ridge Park	L	14-15
Nov. 2	Casey County	W	78-20
Nov. 9	Wayne County	W	21-18
Nov. 16	at Bell County	W	14-10
Nov. 23	Monroe County	W	18-13

### 2012 SCHEDULE (12-2)

Date	Opponent	W/L	Score
Aug. 24	Harrison County	W	46-14
Aug. 31	Henry Clay	L	20-40
Sept. 7	Prestonsburg	W	53-6
Sept. 14	at Pikeville	W	48-0
Sept. 21	at Sheldon Clark	W	54-6
Sept. 28	East Ridge	W	51-0
Oct. 5	at Ashland Blazer	L	20-35
Oct. 12	at Lawrence County	W	41-6
Oct. 19	Pike County Central	W	48-12
Oct. 26	at Johnson Central	W	17-12
Nov. 2	Knott County Central	W	54-13
Nov. 9	Lawrence County	W	48-6
Nov. 16	Breathitt County	W	41-20
Nov. 23	Bourbon County	W	35-10

### TITLE GAME HISTORY

Year	Class	W/L	Score
2007	3A	W	Central 27, Belfry 17
2008	3A	W	Central 40, Breathitt County 19
2010	3A	W	Central 46, Belfry 7
2011	3A	W	Central 15, Belfry 14

### TITLE GAME HISTORY

Year	Class	W/L	Score
1979	3A	L	Franklin-Simpson 33, Belfry 0
1985	3A	L	Paducah Tilghman 29 Belfry 14
1986	3A	L	Owensboro 14, Belfry 0
2003	2A	W	Belfry 33, Elizabethtown 27
2004	2A	W	Belfry 28, Owensboro Catholic 21
2007	3A	L	Central 27, Belfry 17
2010	3A	L	Central 46, Belfry 7
2011	3A	L	Central 15, Belfry 14

# CLASS 3A CHAMPIONSHIP



**CENTRAL (12-2) vs. BELFRY (12-2)**



## 2012 Class 3A Russell Athletic/KHSAA Commonwealth Gridiron Bowl



Copyright © 2012 Kentucky High School Athletic Association

### 2011 CLASS 3A CHAMPIONSHIP REVIEW



**State Champion - Central Yellowjackets**

**Player of the Game**  
Presented by the  
Kentucky National Guard



**Tajh Milliken**  
Central



### 2011 KHSAA COMMONWEALTH GRIDIRON BOWL CENTRAL (12-3) vs. BELFRY (13-2)

DEC 3, 2011 at BOWLING GREEN, KY

Stadium: HOUCHENS-L.T. SMITH STADIUM Attendance: 5,360

**Score by Quarters**

	1	2	3	4	Score
CENTRAL.....	3	6	0	6	15
BELFRY.....	0	7	7	0	14

**Scoring Summary**

1st	09:41	CEN	MUSA KAMARA 29 yd field goal [5-48; 2:19; BEL 0, CEN 3]
2nd	03:21	CEN	TAE SHAWN GIBBS 10 yd pass from TAJH MILLIKEN (MUSA KAMARA kick blockd) [8-52; 3:38; BEL 0, CEN 9]
	03:04	BEL	HOWIE DOTSON 74 yd pass from TYLER WILLIAMS (AUSTIN CHILDERS kick) [1-74; 0:11; BEL 7, CEN 9]
3rd	07:23	BEL	JOSH DIXON 4 yd run (AUSTIN CHILDERS kick) [9-54; 4:29; BEL 14, CEN 9]
4th	02:01	CEN	C BOLDEN 35 yd pass from TAJH MILLIKEN (DERIUS JONES rush failed) [7-81; 2:31; BEL 14, CEN 15]

Kickoff time: 11:00 AM End of Game: 1:26 PM Total elapsed time: 2:26

Officials: Referee: PAUL HARRIS II; Umpire: DUSTIN ARTHUR; Linesman: JOE TAMME; Line judge: GREG HALL; Back judge: MATT WORKMAN

Temperature: 50 degrees Wind: S 2 MPH Weather: SUNNY AND CLEAR

# CLASS 3A CHAMPIONSHIP




## CENTRAL (12-2) vs. BELFRY (12-2)

### 3A STATE CHAMPIONSHIP HISTORY

CLASS 3A						
Year	Champion	Coach	Score	Runner-Up	Coach	Site
2011	Central	Tyrran Scroggins	15-14	Belfry	Philip Haywood	Houchens-L.T. Smith Stadium, Bowling Green
2010	Central	Tyrran Scroggins	46-7	Belfry	Philip Haywood	Houchens-L.T. Smith Stadium, Bowling Green
2009	Paducah Tilghman	Randy Wyatt	21-0	Somerset	Robbie Lucas	Houchens-L.T. Smith Stadium, Bowling Green
2008	Central	Tyrran Scroggins	40-19	Breathitt County	Mike Holcomb	Papa John's Cardinal Stadium, Louisville
2007	Central	Tyrran Scroggins	27-17	Belfry	Philip Haywood	Papa John's Cardinal Stadium, Louisville
2006	Covington Catholic	John Rodenberg	27-8	Bowling Green	Kevin Wallace	Papa John's Cardinal Stadium, Louisville
2005	Lexington Catholic	Bob Sphire	49-21	Bowling Green	Kevin Wallace	Papa John's Cardinal Stadium, Louisville
2004	Highlands	Dale Mueller	22-6	Boyle County	Chuck Smith	Papa John's Cardinal Stadium, Louisville
2003	Boyle County	Chuck Smith	44-10	Highlands	Dale Mueller	Papa John's Cardinal Stadium, Louisville
2002	Boyle County	Chuck Smith	21-0	Rockcastle County	Tom Larkey	KFEC Cardinal Stadium, Louisville
2001	Boyle County	Chuck Smith	49-14	Rockcastle County	Tom Larkey	KFEC Cardinal Stadium, Louisville
2000	Highlands	Dale Mueller	48-27	Owensboro	Gordon Powers	KFEC Cardinal Stadium, Louisville
1999	Highlands	Dale Mueller	48-10	Owensboro	Gordon Powers	KFEC Cardinal Stadium, Louisville
1998	Highlands	Dale Mueller	56-7	Waggener	Ken Hockman	KFEC Cardinal Stadium, Louisville
1997	Covington Catholic	Lynn Ray	1-0 (21-13)	VACATED (Hopkinsville)	Craig Clayton	KFEC Cardinal Stadium, Louisville
1996	Highlands	Dale Mueller	21-14	Hopkinsville	Craig Clayton	KFEC Cardinal Stadium, Louisville
1995	Bowling Green	Dan Haley	28-12	Highlands	Dale Mueller	KFEC Cardinal Stadium, Louisville
1994	Covington Catholic	Lynn Ray	24-21	Bowling Green	Dan Haley	KFEC Cardinal Stadium, Louisville
1993	Covington Catholic	Lynn Ray	28-13	Lincoln County	Marty Jagers	KFEC Cardinal Stadium, Louisville
1992	Highlands	Tom Duffy	15-6	Paducah Tilghman	Allan Cox	KFEC Cardinal Stadium, Louisville
1991	Bell County	Dudley Hilton	35-13	Meade County	Larry French	KFEC Cardinal Stadium, Louisville
1990	Paul Blazer	Vic Marsh	45-13	Lincoln County	Larry Phillips	KFEC Cardinal Stadium, Louisville
1989	Highlands	Tom Duffy	27-3	Paducah Tilghman	Allan Cox	KFEC Cardinal Stadium, Louisville
1988	Covington Catholic	Lynn Ray	30-24 OT	Paducah Tilghman	Allan Cox	KFEC Cardinal Stadium, Louisville
1987	Covington Catholic	Lynn Ray	16-6	Paducah Tilghman	Allan Cox	KFEC Cardinal Stadium, Louisville
1986	Owensboro	Larry Moore	14-0	Belfry	Philip Haywood	KFEC Cardinal Stadium, Louisville
1985	Paducah Tilghman	Allan Cox	29-14	Belfry	Philip Haywood	KFEC Cardinal Stadium, Louisville
1984	Danville	Tom Duffy	24-6	Hopkinsville	Mike Lewis	KFEC Cardinal Stadium, Louisville
1983	Conner	Bob Lewis	12-7	Franklin-Simpson	James Mathews	KFEC Cardinal Stadium, Louisville
1982	Highlands	Bill Herrmann	6-0	Franklin-Simpson	James Mathews	KFEC Cardinal Stadium, Louisville
1981	Highlands	Bill Herrmann	40-24	Elizabethtown	Duke Owen	KFEC Cardinal Stadium, Louisville
1980	Franklin-Simpson	James Mathews	16-0	Conner	Bob Lewis	KFEC Cardinal Stadium, Louisville
1979	Franklin-Simpson	James Mathews	33-0	Belfry	Dick Roddy	KFEC Cardinal Stadium, Louisville
1978	Russell	Ivan McGlone	17-7	Woodford County	Duke Owen	Hanger Field, ECU, Richmond
1977	Highlands	Bill Herrmann	6-0	Shelby County	Tom Becherer	Hanger Field, ECU, Richmond
1976	Lloyd Memorial	Jim Dougherty	24-0	Shelby County	Tom Becherer	Commonwealth Stadium, Lexington
1975	Highlands	Roger Walz	21-0	Franklin-Simpson	James Mathews	WKU, Bowling Green
1974	St. Xavier	Bill Glaser	48-14	Westport	Earl Browning	KFEC Cardinal Stadium, Louisville
1973	Trinity (Louisville)	Dave Moore	16-0	Southern	Hend. Wilson	KFEC Cardinal Stadium, Louisville
1972	Trinity (Louisville)	Jim Kennedy	21-0	Butler	Elmer Collina	KFEC Cardinal Stadium, Louisville
1971	Flaget	Pete Compise	7-7**	Thomas Jefferson	Jim Gray	KFEC Cardinal Stadium, Louisville
1970	Butler	Elmer Collina	20-0	Trinity (Louisville)	Jim Kennedy	KFEC Cardinal Stadium, Louisville
1969	St. Xavier	Leon Dunagan	15-0	Butler	Elmer Collina	KFEC Cardinal Stadium, Louisville
1968	Trinity (Louisville)	Jim Kennedy	29-18	Seneca	Ron Cain	KFEC Cardinal Stadium, Louisville
1967	Flaget	Norm Mackin	21-0	Thomas Jefferson	Jim Gray	KFEC Cardinal Stadium, Louisville
1966	DuPont Manual	Charlie Bentley	33-6	Butler	Milan Perpich	KFEC Cardinal Stadium, Louisville
1965	Seneca	Ron Cain	13-12	Flaget	Jim Kennedy	KFEC Cardinal Stadium, Louisville
1964	Male	Charlie Kuhn	27-0	Eastern	Charles Hord	KFEC Cardinal Stadium, Louisville
1963	Male	Charlie Kuhn	23-7	Waggener	Marty Deim	Manual Stadium, Louisville
1962	St. Xavier	Johnny Meihaus	7-6	Valley	Dallas Arnold	Manual Stadium, Louisville
1961	Flaget	Paulie Miller	41-13	Fairdale	Bubba Simpson	Manual Stadium, Louisville
1960	Male *	Charlie Kuhn	1-0	Eastern *	Emmett Goranflo	N/A
1959	DuPont Manual	Tom Harper	41-14	Durrett	Lloyd Redman	Manual Stadium, Louisville

#Cardinal Stadium refers to the Kentucky Fair and Exposition Center // \*\* Only game to end in a tie in championship history, prior to the adoption of National Federation tie-breaker.

\* Eastern forfeited to Male because at that time, the state championship game was not played until the annual Male-Manual battle on Thanksgiving. Eastern accepted the county (Jefferson) championship, forfeiting the state title to Male.



**2012 COLLINS TITANS** (pictured left to right) — TOP ROW: #66 Mark Bradford, #63 Blake Ellis, #53 Zachary Wilson, #71 Wyatt Williamson, #72 Justin Nelson, #51 Michael Goss, #1 Lawson Page, #23 Jacob Dale. SECOND ROW: Asst. Coach William May, Asst. Coach Tom Becherer, #59 Shane White, #3 Masai Whyte, #28 Leland Cardwell, #35 Dashane King, #54 Chris Jones, #10 EJ Burk, Asst. Coach John Keene. THIRD ROW: Head Coach Jerry Lucas, Asst. Coach, Don Wigglesworth, #18 Browning Becherer, #65 Zach Hershey, #64 Cody Hardin, #7 Isaiah Jones, #85 Nathan Sames, #6 Elijah Jones, #22 Dre Farris, #8 Logan Bailey, Asst. Coach Brian Wigglesworth, Asst. Coach Phil Bell. FRONT ROW: Manager Brooke Kennon, #79 Jay Knott, #14 Cy Dutton, #19 Blanton Creque, #15 Landon Forrest, #13 Justin Eden, #4 Tramaine Stoner, #12 Jordan Parker, #14 Trei Axline, #2 Michael Nash, #24 Gabe Nash, #42 Douglas Wordlow, #21 Arturo Villegas, Manager Sydney Cloyd, Tyler Osborn. NOT PICTURED: #5 Bennett Becherer, #9 Levi Brown, #16 Adam Wilson, #17 Neil Plante, #26 Caleb Hinkle, #27 Miguel Caballero, #29 Jacob Fraley, #33 Maliek Bowen, #37 Quintin Murphy, #40 Jackson Ellis, #50 Colton Alvey, #52 Kyle Goss, #55 Jalen Stone, #57 Joe Palmer, #70 Devin Douthitt, #75 Jacob Dugger, #76 Zach McIntosh, #80 Joey Eblan, #83 Steven Zender.

## Collins Roster

No.	Name	Ht.	Wt.	Pos.	Yr.	No.	Name	Ht.	Wt.	Pos.	Yr.
1	Lawson Page	6' 1	190	QB/DB	JR	44	Cy Dutton	5' 7	146	WR/DB	SO
2	Michael Nash	5' 6	131	WR/DB	SO	50	Kolton Alvey	5' 5-1/2	220	OL/DL	FR
3	Masai Whyte	6' 0	195	RB/LB	JR	51	Michael Goss	6' 2	260	OL/DL	JR
5	Bennett Becherer	5' 4	100	QB/DB	FR	52	Kyle Goss	5' 11	222	OL/DL	FR
6	Elijah Jones	5' 7	150	WR/DB	JR	53	Zach Wilson	6' 3	192	OL/DL	JR
7	Isaiah Jones	5' 10-1/2	151	WR/DB	JR	54	Kris Jones	6' 0	224	OL/DL	JR
8	Logan Bailey	5' 11	175	RB/DB	SR	55	Jalen Stone	5' 10	185	OL/DL	FR
9	Levi Brown	5' 0	100	WR/DB	FR	57	Joe Palmer	5' 9	148	OL/DL	FR
10	Eric Burk	5' 9	155	WR/DB	SO	59	Shayne White	5' 11	212	OL/DL	JR
12	Jordan Parker	5' 7	125	WR/DB	JR	63	Blake Ellis	6' 0	200	OL/DL	SR
13	Justin Eden	5' 9	149	WR/DB	JR	64	Cody Hardin	5' 10	235	OL/DL	SR
15	Landon Forrest	5' 8	145	WR/DB	JR	65	Zackary Hershey	5' 10	228	OL/DL	JR
16	Adam Wilson	5' 6	125	WR/DB	FR	66	Mark Bradford	5' 8	270	OL/DL	JR
17	Neil Plante	5' 10	160	WR/DB	SO	70	Devin Douthitt	6' 0	216	OL/DL	SO
18	Browning Becherer	5' 7	150	QB/DB	SO	71	Wyatt Williamson	6' 2	160	OL/DL	SO
19	Blanton Creque	5' 6	120	WR/K	SO	72	Justin Nelson	6' 2	214	OL/DL	SR
21	Arturo Villegas	5' 6	165	WR/DB	JR	74	Trei Axline	5' 5	200	RB/DB	FR
22	Deandre Farris	5' 10	165	RB/DB	JR	75	Jacob Dugger	5' 6-1/2	161	OL/DL	FR
23	Jacob Dale	6' 2	207	OL/DL	FR	76	Zachary McIntosh	5' 6	179	OL/DL	SO
24	Gabe Nash	5' 7	135	WR/DB	SO	79	James Knott	5' 6	247	OL/DL	JR
26	Caleb Hinkle	5' 7	127	WR/DB	JR	80	Joey Eblan	5' 10	128	WR/DB	FR
27	Miguel Caballero	5' 11	190	OL/DL	SR	83	Steven Zehnder	5' 11	140	K	SR
28	Leland Cardwell	6' 1	217	RB/LB	FR	85	Nathan Sames	5' 10	183	WR/DB	JR
29	Jacob Fraley	5' 9	175	WR/DB	SO						
31	Antuan Bushy Wells	5' 10	160	RB/LB	SO						
33	Maliek Bowen	5' 5	147	RB/LB	FR						
35	Dashane King	5' 11	175	WR/DB	JR						
37	Quintin Murphy	5' 5	150	RB/LB	FR						
40	Jackson Ellis	5' 5	0		SO						

# CLASS 4A CHAMPIONSHIP



## COLLINS (11-3) vs. HIGHLANDS (13-1)



**2012 HIGHLANDS BLUEBIRDS** (pictured left to right) — FIRST ROW: #1 Donovan McCoy, #2 Joe Paolucci, #3 Jackson Bardo, #4 Colin Seidl, #5 Jac Collinsworth, #6 Gabe Schultz, #7 Beau Hoge, #8 Daniel Kremer, #9 Braden Hicks, #10 Drew Houliston, #11 Andrew Abner, #12 Brandon Hergott, #13 Alex Shadle, #14 Joey Kruse, #15 Justin Weyer. SECOND ROW: #16 Luke Turner, #17 Rocco Pangallo, #18 Brady Murray, #19 Nick True, #20 Blake Myers, #21 Jake Lester, #22 Quentin Murray, #23 Jaylen Hayes, #24 Joey Cochran, #25 Jehad Henderson, #26 James Grau, #27 Ben Streeter, #28 Blake Schutte, #29 Jacob Noe, #30 Thomas Wroblecki. THIRD ROW: #31 Austin Peterson, #34 Griffin Urlage #32 Jake Heck, #36 Michael Ayers, #37 Jake Parker, #38 Connor Poston, #39 Nathan Merkle, #41 Connor Bleser, #42 DJ Mills, #44 Ryan Donovan, #45 Zach Harris, #46 Austin Greene, #47 Taylor Fossett, #48 Matt Walkenhorst, #49 Trevor Kraft, #50 Justin Reutter. FOURTH ROW: #51 Braydon Shepherd, #53 Sean Lemmons, #54 Ben Vermeil, #55 Richie Whitford, #56 Avery McDaniel, #57 Patrick Schoepf, #58 Ben Ellison, #59 Garrett Powell, #60 Matt Farney, #61 Jason Thome, #62 Mitch Dee, #63 John Abner, #65 Ian Schnelle, #68 Johnny Kemplin, #69 Sam Little. FIFTH ROW: #70 Matthew Schnelle, #71 Matt Gall, #72 Kyle Thurston, #73 Brad Veley, #75 Kendall Kramer, #76 Tyler Dalton, #77 Tyler Schweitzer, #78 Bryan Saunders, #79 Scott Turner, #80 Ryan Greene, #81 J.C. Mettens, #82 Seth Hope, #83 Evan Allen, #84 David Christian, #85 Jack Telek. SIXTH ROW: #87 Brian Condon, #88 Luke Brockett, #89 Cashel Coughlan, #90 Grayson Heck, #91 Josh Watson, #92 Vinnie Gallichio, #94 Bailey Schell, #95 Kyle Martin, #96 Alex Veneman, #97 Matt Bowman, #98 Jensen Feggins, #99 James Hinkel. COACHES: Student Mgr. Cole Amann, Asst. Head Coach Brian Weinrich, Bill Evans, Bo Wasser, Cris Collinsworth, Shelby Jones, Mark Dill, Nick Behymer, Scott Turner, Head Coach Dale Mueller, Ken Turner, Ryan Swope, Jason Lynch. NOT PICTURED: #33 Reid Schroder, #52 Reilly O'Hara, #63 Drew Bausch, #66 Jack Grimm.

## Highlands Roster

No.	Name	Ht.	Wt.	Pos.	Yr.	No.	Name	Ht.	Wt.	Pos.	Yr.	No.	Name	Ht.	Wt.	Pos.	Yr.
1	Donovan McCoy	6' 1	200	QB	SR	34	Griffin Urlage	6' 2	170	DB	SO	69	Sam Little	5' 10	270	OL	JR
2	Joe Paolucci	6' 1	180	LB	SR	36	Luke Lindeman	5' 7	150	RB/LB	FR	70	Matt Schnelle	6' 2	240	OL	JR
2	Nick Kendall	5' 7	135	RB/DB	FR	37	Michael Ayers	5' 11	200	LB	JR	71	Matthew Gall	5' 9	215	DL	SO
3	Jackson Bardo	6' 0	175	DB	JR	38	Jake Parker	5' 10	170	DL	JR	72	Kyle Thurston	6' 2	272	OL	JR
4	Colin Seidl	5' 7	170	RB	SR	39	Connor Poston	5' 10	195	LB	SR	73	Brad Veley	6' 0	210	DL	SO
5	Jac Collinsworth	6' 3	195	WR	SR	40	Austin Homer	5' 7	124	WR/DB	FR	74	Bo Hebel	6' 1	270	OL/DL	FR
5	Jared Dougherty	5' 11	175	RB/LB/K	FR	41	Nathan Merkle	5' 10	181	DL	JR	74	Tyler Robinson	5' 11	205	OL/DL	FR
6	Gabe Schultz	5' 9	195	DL	SR	42	Connor Bleser	6' 1	185	LB	JR	75	Brandon Lichtenberg	5' 10	190	OL/DL	FR
7	Beau Hoge	6' 0	165	QB/WR	SO	43	Donnie Mills	5' 11	230	DL	SO	75	Kendall Kramer	6' 3	250	OL	JR
8	Daniel Kremer	6' 1	180	LB	SO	44	Hank Johnson	5' 9	150	RB/LB	FR	76	Kyler Dalton	5' 11	205	OL	SO
9	Braden Hicks	6' 3	190	DL	JR	45	Cody Stamper	5' 7	139	RB/DB	FR	77	Evan Richardson	5' 10	215	OL/DL	FR
9	Jordan Johnson	5' 7	136	WR/DB	FR	46	Ryan Donovan	5' 10	160	RB	SR	77	Tyler Schweitzer	6' 2	260	OL	JR
10	Drew Houliston	6' 1	175	QB	JR	47	Ben Ziegler	5' 9	150	TE/LB	FR	78	Bryan Saunders	6' 2	265	OL	JR
11	Andrew Abner	5' 10	155	DB	SO	48	Zach Harris	5' 10	205	RB	JR	79	Scottie Turner	6' 5	270	OL	JR
12	Brandon Hergott	6' 1	175	WR	JR	49	Austin Greene	5' 11	215	DL	JR	80	Ben Towles	5' 11	155	WR/DB	FR
12	Ryan Conley	5' 7	120	WR/DB	FR	50	Taylor Fossett	5' 8	180	DL	SR	80	Ryan Greene	5' 11	155	WR	JR
13	Alex Shadle	5' 8	165	DB	JR	51	Matt Walkenhorst	6' 3	180	TE	JR	81	J. C. Mettens	6' 2	165	WR/P	SR
14	Joey Kruse	5' 7	165	LB	JR	52	Thomas Wood	5' 5	140	WR/DB	FR	82	Seth Hope	6' 3	216	DL	JR
15	Justin Weyer	6' 0	135	WR	SO	53	Trevor Kraft	6' 1	205	DL	SR	83	Evan Allen	5' 9	152	WR	JR
16	Luke Turner	6' 2-1/2	170	WR	SR	54	Griffin McManus	5' 10	190	OL/DL	FR	83	Mark Richter	5' 7	185	WR/DB	FR
17	Rocco Pangallo	5' 10	195	LB	SO	55	Justin Reutter	6' 3	185	DL	JR	84	David Christian	6' 3	200	WR	SR
18	Brady Murray	5' 9	155	LB	SO	56	Braydon Shepherd	5' 11	205	OL	SO	85	Jack Telek	6' 4	175	TE	SO
19	Mitchell Cain	5' 8	150	WR/LB	FR	57	Caleb Mulliken	5' 9	155	OL/DL	FR	85	TJ Sipple	5' 5	135	WR/DB	FR
19	Nick True	6' 6	220	TE	JR	58	Carson Haas	6' 1	175	OL/DL	FR	86	Jack Grimm	6' 2	195	OL	SR
20	Blake Myers	5' 7	145	DB	SR	59	Sean Lemmons	5' 11	185	OL	JR	87	Brian Condon	5' 5	125	WR	JR
21	Jake Lester	5' 9	155	DB	SR	60	Ben Vermeil	5' 10	190	DL	JR	87	Stephen Dauer	5' 6	130	DL	FR
22	Quentin Murray	5' 11	190	DB/P	SR	61	Richie Whitford	6' 3	295	OL	SR	88	Luke Brockett	6' 0	145	WR/K	JR
23	Jaylen Hayes	5' 9	160	RB	JR	62	Avery McDaniel	6' 2	255	DL	JR	89	Austin Beal	5' 5	125	WR/DB	FR
24	Joey Cochran	5' 11	185	LB	JR	63	Jack Jager	5' 10	160	OL/DL	FR	89	Cashel Coughlan	5' 8	130	WR	SO
25	Jehad Henderson	5' 9	160	LB	SR	64	Patrick Schoepf	5' 7	195	LB/P	SO	90	Grayson Heck	5' 6	125	DB	SO
26	James Grau	5' 6	130	RB	SO	65	Ben Ellison	5' 11	155	DL	SO	91	Josh Watson	6' 0	155	RB	SO
27	Ben Streeter	5' 8	165	DB	SR	66	Garrett Powell	6' 0	215	OL	SO	92	Vincent Gallichio	5' 8	120	WR	SO
28	Blake Schutte	5' 10	190	DB	SR	67	Matt Farney	5' 10	220	OL	JR	94	Baily Schell	5' 11	160	TE	SO
29	Jacob Noe	5' 9	165	LB	SO	68	Jason Thome	5' 11	205	OL	SR	94	Joseph Dressman	5' 10	150	TE/LB	FR
30	Conner Welsch	5' 6	147	RB/LB	FR	69	Dalton Mallery	5' 5	140	DL	FR	95	Kyle Martin	5' 10	165	DB	SO
30	Thomas Wroblecki	6' 0	185	LB	JR	70	Mitch Dee	5' 9	225	OL	SR	96	Alex Veneman	5' 10	155	WR	SO
31	Austin Peterson	5' 9	170	DL	SR	71	Drew Bausch	6' 2	260	DL	JR	97	Chandler New	5' 3	146	WR/DB	FR
32	Jacob Heck	5' 8	150	DB	SR	72	John Abner	6' 2	225	DL	SO	97	Matthew Bowman	5' 10	155	WR	SO
33	Reid Schroder	5' 10	190	LB	SR	73	Zach Beal	5' 5	150	OL/DL	FR	98	Jensen Feggins	6' 2	190	WR	SO
33	Will Backscheider	5' 10	145	WR/LB	FR	74	Ian Schnelle	6' 1	220	DL	SO	99	James Hinkle	5' 6	120	DB	SO
34	Eric Miller	5' 4	110	WR/DB	FR	75	Johnny Kemplin	5' 10	278	DL	JR						



# CLASS 4A CHAMPIONSHIP

## COLLINS (11-3) vs. HIGHLANDS (13-1)

### COLLINS QUICK FACTS

**Name:**..... Collins  
**City:**..... Shelbyville  
**County:**..... Shelby  
**Enrollment:**..... 928  
**Nickname:**..... Titans  
**Colors:**..... Columbia Blue & Black  
**Superintendent:**..... James Neihof  
**Principal:**..... John Leeper  
**Athletic Director:**..... Mike Zoeller  
**Head Coach:**..... Jerry T. Lucas  
**Assistant Coaches:**..... Phillip Bell, Sr.

**Last Year's Playoffs:**..... Semis - Lost to Franklin-Simpson (20-15)

### HIGHLANDS QUICK FACTS

**Name:**..... Highlands High School  
**City:**..... Fort Thomas  
**County:**..... Campbell  
**Enrollment:**..... 818  
**Nickname:**..... Bluebirds  
**Colors:**..... Blue & White  
**Superintendent:**..... Gene Kirchner  
**Principal:**..... Brian Robinson  
**Athletic Director:**..... Dale Mueller  
**Head Coach:**..... Dale Mueller  
**Assistant Coaches:**..... Kenneth Turner, Ryan Swope, Scott Turner,

Bo Wasser, Ron Welch, Brian Weinrich, John Murray, Jason Lynch,  
 Mark Dill, Wayne Hall, Chris Collinsworth, Ryan Leopold, Dan Court  
**Last Year's Playoffs:**..... Champions - Defeated Franklin-Simpson (42-14)

### 2012 SCHEDULE (11-3)

Date	Opponent	W/L	Score
Aug. 17	at Meade County	W	21-14
Aug. 25	at Boyle County	L	26-49
Aug. 31	Oldham County	W	28-14
Sept. 7	at Eastern	L	29-41
Sept. 21	Spencer County	W	38-35
Sept. 28	Shelby County	W	34-33
Oct. 5	at North Oldham	W	36-20
Oct. 12	at Waggener	W	58-0
Oct. 19	Atherton	W	41-10
Oct. 26	at Bryan Station	L	52-55 (ot)
Nov. 2	Fairdale	W	56-21
Nov. 9	Doss	W	49-30
Nov. 16	at Western	W	36-20
Nov. 23	Warren East	W	58-7

### 2012 SCHEDULE (13-1)

Date	Opponent	W/L	Score
Aug. 17	Boyle County	W	52-31
Aug. 24	Scott County	W	60-37
Sept. 7	at Western	W	51-23
Sept. 14	Mason County	W	61-3
Sept. 21	Covington Catholic	W	35-21
Sept. 28	at Harrison County	W	69-10
Oct. 5	Pendleton County	W	70-0
Oct. 12	at Holmes	W	57-28
Oct. 19	Cincinnati Elder (Ohio)	L	24-38
Oct. 26	at Ryle	W	58-13
Nov. 2	Boyd County	W	56-14
Nov. 9	Ashland Blazer	W	52-13
Nov. 16	Covington Catholic	W	28-13
Nov. 23	Lexington Catholic	W	61-28

### TITLE GAME HISTORY

Year	Class	W/L	Score
<i>Collins is making its first appearance in the state finals</i>			

### TITLE GAME HISTORY

Year	Class	W/L	Score
1959	2A	L	Henderson 12, Highlands 7
1960	2A	W	Highlands 21, Lafayette 13
1961	2A	W	Highlands 12, Richmond Madison 0
1963	2A	L	Caldwell County 14, Highlands 7
1964	2A	W	Highlands 36, Richmond Madison 0
1966	2A	L	Hopkinsville 27, Highlands 6
1968	2A	W	Highlands 32, Elizabethtown 7
1970	2A	W	Highlands 30, Madisonville 13
1975	3A	W	Highlands 21, Franklin-Simpson 0
1977	3A	W	Highlands 6, Shelby County 0
1981	3A	W	Highlands 40, Elizabethtown 24
1982	3A	W	Highlands 6, Franklin-Simpson 0
1989	3A	W	Highlands 7, Paducah Tilghman 3
1992	3A	W	Highlands 15, Paducah Tilghman 6
1995	3A	L	Bowling Green 28, Highlands 12
1996	3A	W	Highlands 21, Hopkinsville 14
1998	3A	W	Highlands 56, Waggener 7
1999	3A	W	Highlands 48, Owensboro 10
2000	3A	W	Highlands 48, Owensboro 27
2003	3A	L	Boyle County 44, Highlands 10
2004	3A	W	Highlands 22, Boyle County 6
2008	5A	W	Highlands 35, Christian County 15
2009	5A	W	Highlands 35, John Hardin 7
2010	5A	W	Highlands 50, Christian County 0
2011	4A	W	Highlands 42, Franklin Simpson 14

# CLASS 4A CHAMPIONSHIP



**COLLINS (11-3) vs. HIGHLANDS (13-1)**



## 2012 Class 4A Russell Athletic/KHSAA Commonwealth Gridiron Bowl



Copyright © 2012 Kentucky High School Athletic Association

### 2011 CLASS 4A CHAMPIONSHIP REVIEW



**State Champion - Highlands Bluebirds**

**Player of the Game  
Presented by the  
Kentucky National Guard**



**Patrick Towles  
Highlands**



### 2011 KHSAA COMMONWEALTH GRIDIRON BOWL FRANKLIN SIMPSON (13-2) vs. HIGHLANDS (15-0)

DEC 3, 2011 at BOWLING GREEN, KY

Stadium: HOUCHEM-S.L.T. SMITH STADIUM Attendance: 7,023

Score by Quarters	1	2	3	4	Score
FRANKLIN SIMPSON .....	7	0	7	0	14
HIGHLANDS .....	14	7	7	14	42

**Scoring Summary**

1st	10:41	HIGH	ZACH HARRIS 26 yd run (CARTER NEW kick) [6-58; 1:19; HIGH 7, FRAN 0]
	06:22	FRAN	DAR. WICKWARE 1 yd run (IAN GREER kick) [9-62; 4:10; HIGH 7, FRAN 7]
	00:16	HIGH	ZACH HARRIS 3 yd run (CARTER NEW kick) [9-95; 2:06; HIGH 14, FRAN 7]
2nd	05:46	HIGH	DONOVAN McCOY 19 yd pass from PATRICK TOWLES (CARTER NEW kick) [11-99; 2:56; HIGH 21, FRAN 7]
3rd	08:31	HIGH	ZACH HARRIS 17 yd run (CARTER NEW kick) [4-38; 0:44; HIGH 28, FRAN 7]
	05:05	FRAN	MAX BENNETT 1 yd run (IAN GREER kick) [8-81; 3:18; HIGH 28, FRAN 14]
4th	11:48	HIGH	JAKE TRUE 7 yd run (CARTER NEW kick) [9-55; 3:13; HIGH 35, FRAN 14]
	05:20	HIGH	PATRICK TOWLES 1 yd run (CARTER NEW kick) [11-74; 4:34; HIGH 42, FRAN 14]

Kickoff time: 3:00 PM End of Game: 5:34 PM Total elapsed time: 2:34

Officials: Referee: JIMMIE CECIL; Umpire: RICHARD RUNYON; Linesman: JERRY KIRK; Line judge: JEFFREY CLARK; Back judge: KEITH JACKSON

Temperature: 61 degrees Wind: S 15 MPH Weather: SUNNY

# CLASS 4A CHAMPIONSHIP



## COLLINS (11-3) vs. HIGHLANDS (13-1)

### 4A STATE CHAMPIONSHIP HISTORY

CLASS 4A						
Year	Champion	Coach	Score	Runner-Up	Coach	Site
2011	Highlands	Dale Mueller	42-14	Franklin-Simpson	Tim Schlosser	Houchens-L.T. Smith Stadium, Bowling Green
2010	Boyle County	Larry French	21-14	Allen County-Scottsville	Brad Hood	Houchens-L.T. Smith Stadium, Bowling Green
2009	Boyle County	Larry French	42-39 2OT	Lone Oak	Jack Haskins	Houchens-L.T. Smith Stadium, Bowling Green
2008	Bell County	Dudley Hilton	15-13	Bullitt East	Doug Preston	Papa John's Cardinal Stadium, Louisville
2007	Lexington Catholic	Bill Letton	49-7	Lone Oak	Jack Haskins	Papa John's Cardinal Stadium, Louisville
2006	Trinity (Louisville)	Bob Beatty	41-7	Ryle	Bryson Warner	Papa John's Cardinal Stadium, Louisville
2005	Trinity (Louisville)	Bob Beatty	14-6	St. Xavier	Mike Glaser	Papa John's Cardinal Stadium, Louisville
2004	St. Xavier	Mike Glaser	49-9	Scott County	Jim McKee	Papa John's Cardinal Stadium, Louisville
2003	Trinity (Louisville)	Bob Beatty	17-14	St. Xavier	Mike Glaser	Papa John's Cardinal Stadium, Louisville
2002	Trinity (Louisville)	Bob Beatty	59-56	Male	Bob Redman	KFEC Cardinal Stadium, Louisville
2001	Trinity (Louisville)	Bob Beatty	45-19	Male	Bob Redman	KFEC Cardinal Stadium, Louisville
2000	Male	Bob Redman	34-14	Trinity (Louisville)	Bob Beatty	KFEC Cardinal Stadium, Louisville
1999	St. Xavier	Mike Glaser	34-21 OT	Bryan Station	John Nohta	KFEC Cardinal Stadium, Louisville
1998	Male	Bob Redman	31-7	Tates Creek	Joe Ruddell	KFEC Cardinal Stadium, Louisville
1997	St. Xavier	Mike Glaser	3-0	Trinity (Louisville)	Chuck Servino	KFEC Cardinal Stadium, Louisville
1996	Nelson County	Mark Brown	35-34 OT	Paul Dunbar	Mike Meighan	KFEC Cardinal Stadium, Louisville
1995	St. Xavier	Mike Glaser	26-0	Henry Clay	Sam Simpson	KFEC Cardinal Stadium, Louisville
1994	Trinity (Louisville)	Dennis Lampley	21-7	Boone County	Owen Hauck	KFEC Cardinal Stadium, Louisville
1993	Male	Bob Redman	29-7	Shelby County	Tom Becherer	KFEC Cardinal Stadium, Louisville
1992	St. Xavier	Mike Glaser	3-0	Boone County	Owen Hauck	KFEC Cardinal Stadium, Louisville
1991	George Rogers Clark	Don Danko	28-21	St. Xavier	Mike Glaser	KFEC Cardinal Stadium, Louisville
1990	Trinity (Louisville)	Dennis Lampley	27-14	Warren Central	Joe Hood	KFEC Cardinal Stadium, Louisville
1989	Trinity (Louisville)	Dennis Lampley	28-14	Warren Central	Joe Hood	KFEC Cardinal Stadium, Louisville
1988	Trinity (Louisville)	Dennis Lampley	28-0	DuPont Manual	Steve Haag	KFEC Cardinal Stadium, Louisville
1987	Shelby County	Tom Becherer	17-14	Boone County	Owen Hauck	KFEC Cardinal Stadium, Louisville
1986	St. Xavier	Mike Glaser	27-14	Boone County	Owen Hauck	KFEC Cardinal Stadium, Louisville
1985	Trinity (Louisville)	Dennis Lampley	28-7	Lafayette	Tom Fee	KFEC Cardinal Stadium, Louisville
1984	Christian County	Dan Goble	14-10	Ballard	Bob Redman	KFEC Cardinal Stadium, Louisville
1983	Trinity (Louisville)	Roger Gruneisen	26-7	Owensboro	Larry Moore	KFEC Cardinal Stadium, Louisville
1982	Christian County	Dan Goble	10-3	Southern	Danny Dohn	KFEC Cardinal Stadium, Louisville
1981	Henry Clay	Jake Bell	20-7	DeSales	Ron Madrick	KFEC Cardinal Stadium, Louisville
1980	Trinity (Louisville)	Roger Gruneisen	31-8	Paducah Tilghman	Dan Haley	KFEC Cardinal Stadium, Louisville
1979	Butler	Joe Hood	21-7	Henry Clay	Jake Bell	KFEC Cardinal Stadium, Louisville
1978	St. Xavier	Mike Stewart	42-21	Tates Creek	Roy Walton	KFEC Cardinal Stadium, Louisville
1977	Trinity (Louisville)	Dave Moore	28-7	Greenup County	Bill Trent	KFEC Cardinal Stadium, Louisville
1976	Trinity (Louisville)	Dave Moore	28-24	Henderson County	Mojo Hollowell	Commonwealth Stadium, Lexington
1975	St. Xavier	Bill Glaser	20-0	Paul Blazer	Herb Conley	KFEC Cardinal Stadium, Louisville

#Cardinal Stadium refers to the Kentucky Fair and Exposition Center



**2012 BOWLING GREEN PURPLES** (pictured left to right) — FIRST ROW: Jalen Brown, Anthony Nicholas, Douglas Stratton, Caleb Stice, Spencer Renfro, Aaron Huffman, Stone Begley, Mitchell Adamic, Allen Gonsalves, Daniel Sansom. SECOND ROW: Elvis Meskovic, Daniel Ruanto, Tray Coleman, McKenzie Proctor, Parker Riggs, Will Jenkins, Blue Tisdale, Blake Pillow, Cheivy McCutchen, Jovie Ruanto. THIRD ROW: Carder Dallas, Jack Wilson, Austin Jones, Parker Yates, Shawntez Hutchins, Dalton Carver, Patrick Simms, X, Danny Dewalt, Tate Hays, Napoleon Tisdale, X. FOURTH ROW: Max Bell, Tyler Jopes, Lincoln Quick, Owen Griffith, Jacob Mills, Davajia Stevens, Josh Kelley, Tavajia Stevens, Logan Paris, Quentin Cooke, Clay Hendricks, Deandre McCarley. FIFTH ROW: Hunter Rogers, Devin Hayes, Nacariy Fant, Devin Richardson, Harding Kincheloe, Joseph McIntyre, Cameron Wallace, Jacob Hadden, Damani Jenkins, Tyler Rush, X, Campbell Gott. SIXTH ROW: Bradley Wierson, Seth Sales, Owen Rush, Patrick Whalen, X, Joseph Ghant, Sam Hafley, AJ Smith, Casey Wilkins, Mason Bowen, Bobby Nhep. SEVENTH ROW: Tyler Cabral, Damontra Watt, Tristan Murray, Robbie Lofton, X, X, Jacob Yates, Brandon Cherry, Griffin Cline, Ahmerian Brown, X, Tre Boards, Anthony Greer. EIGHTH ROW: MGR Corbin Seabolt, MGR Trevor Fratus, MGR William Duncan, Connor Roper, Aaron Keown, Martigus Bailey, Jordan Meredith, Joshua Sansom, X, Dane Drobocky, Jake Bush, William Villegas, Andrew Spader, Justin Gentry. NINTH ROW: MGR Evan Spader, Coaches Tyler Siddens, Kyle McGraw, Kevin Wallace, Chris Seabolt, Blake Settle, Mark Spader, Chris Riggs, Demont Franklin, Rickey Shive, Chuck Glass. BACK ROW: Steve Dotson, Billy Lindsey, Jeff Griffith, Justin Chaffin.

## Bowling Green Roster

No.	Name	Ht.	Wt.	Pos.	Yr.	No.	Name	Ht.	Wt.	Pos.	Yr.	No.	Name	Ht.	Wt.	Pos.	Yr.
1	Blue Tisdale	6' 1	185	RB	JR	38	Shawntez Hutchins	5' 11	178	LB	JR	69	John James	5' 10	220	DT	FR
2	Cheivy McCutchen	6' 1	190	CB	JR	39	Damantra Watt	5' 8	144	RB/CB	FR	70	Jacob Mills	6' 4	238	T	JR
3	Spencer Renfro	5' 8	147	WR	SR	40	Cameron Dunn	5' 7	129	CB	SO	71	Connor Roper	5' 10	175	LB	FR
4	Michael Sweirkosz	6' 1	170	K	SR	41	Patrick Simms	5' 11	198	TE	JR	72	A Smith	6' 2	262	G	SO
5	Carder Dallas	6' 2	164	WR	JR	42	Logan Paris	5' 9	148	S	JR	73	Tate Hays	5' 9	205	DE	JR
6	Campbell Gott	5' 11	161	QB	SO	43	Joseph McIntyre	5' 10	176	RB/LB	SO	74	Deven Richardson	6' 3	385	N	SO
8	Hunter Rogers	5' 11	167	S	JR	44	Jalen Brown	5' 11	168	OLB	SR	75	Bobby Nhep	5' 9	210	DT	SO
9	Devin Hayes	6' 2	175	QB	JR	45	Andrew Spader	5' 9	157	OLB	FR	76	Zach Turner	5' 9	195	DE	FR
10	Quentin Cooke	5' 10	180	LB	JR	46	Clay Hendrick	5' 8	136	DB	JR	77	Tim Lunsford	5' 11	220	DE	FR
12	Nacariy Fant	5' 10	174	WR	JR	48	Deandre McCarley	6' 1	171	WR	JR	79	Max Bell	6' 0	250	G	JR
13	Josh Kelly	5' 11	170	S	JR	49	Cody Boyd	5' 7	139	CB	FR	80	Tavajia Stevens	5' 7-1/2	146	CB	JR
14	Tristan Murray	5' 10	151	QB	FR	50	Dalton Carver	6' 0	278	N	JR	81	Patrick Whalen	5' 4	112	WR	SO
15	Blake Pillow	5' 9	164	RB	JR	51	Jordan Meredith	6' 2	252	G	FR	82	Tray Coleman	6' 2	205	TE	SR
16	Allen Gonsalves	6' 0	185	S	SR	52	Parker Yates	5' 11	201	C	JR	83	Seth Sales	5' 7	131	WR	SO
17	Bradley Wierson	5' 7	170	WR	SO	53	Mitchell Adamic	5' 11	215	G	SR	84	Cameron Wallace	6' 6	184	TE	SO
18	Robbie Lofton	6' 1	162	S	FR	54	Harding Kincheloe	6' 1	198	DE	SO	85	Jacob Hadden	5' 1	100	WR	SO
19	Austin Jones	6' 2	205	OLB	JR	55	Jack Wilson	5' 11	184	DE	JR	86	Dane Drobocky	6' 2	186	TE	FR
21	Danny Dewalt	5' 9	164	RB	JR	56	Anthony Nicholas	5' 11	208	DE	SR	87	Joseph Ghant	5' 11	165	WR	SO
22	Jeffrey Spader	5' 9	153	K/P	FR	57	Daniel Ruanto	5' 8	195	DE	SR	88	Dakota Jackson	5' 7	142	WR	SO
23	Caleb Stice	5' 9	156	S	SR	58	Mason Bowen	6' 4	245	T	SO	89	Jovie Ruanto	6' 0	0	WR	JR
24	Davajia Stevens	5' 9	161	CB	JR	59	Napoleon Tisdale	5' 10	185	DE	JR	90	MacKenzie Proctor	5' 9	144	OLB	JR
25	Aaron Huffman	5' 9	153	S	SR	60	Jake Bush	6' 0	195	LB	FR	92	Hunter Hanks	5' 8	136	K/P	SO
26	Casey Wilkins	5' 9	149	CB	SO	61	Owen Rush	5' 11	214	C	SO	93	Sam Hafley	5' 9	150	QB	SO
27	Tyler Jopes	5' 9-1/2	177	LB	JR	63	Parker Riggs	6' 0	245	G	JR	94	Daniel Sansom	6' 3	198	DE	SR
28	Lincoln Quick	6' 2	205	LB	JR	64	Josh Sansom	5' 11	215	G	FR	95	Douglas Stratton	5' 11	211	DE	SR
29	Owen Griffith	6' 3	184	LS/OLB	JR	65	Tyler Rush	5' 9	198	T	SO	96	Elvis Meskovic	6' 5	221	DE	SR
30	Justin Gentry	5' 8	136	WR	FR	66	Stone Begley	6' 1	205	T	SR						
32	Griffin Cline	5' 10	145	S	FR	67	Will Jenkins	6' 2	285	G	JR						
36	Jacob Yates	5' 8	168	RB	FR	68	Damani Jenkins	5' 9	205	DE	SO						

# CLASS 5A CHAMPIONSHIP



## BOWLING GREEN (14-0) vs. COOPER (13-1)



**2012 COOPER JAGUARS** (pictured left to right) — FRONT ROW: Tyler Slach, Stephen Shelton, Tristen Moeller, Ricky Martin, Ty Keller, Payton Ratliff, Dylan Battista, Tanner Kissel. SECOND ROW: Travis Reeves, Spencer Stocker, Kagan Strok, Aaron Morgan, Ricky Brooks, Tyler Morris, Jacob Cahill, A.J. Collins, Anthony Wood. THIRD ROW: Logan Turner, Matt Walsh, Ryan Richardson, Billy Prickett, Devin Murray, Austen Vance, Max Oakley, Jamison Armstrong. FOURTH ROW: Jason Doerman, Chris Burch, Tyler Brooks, William Ludwig, Avery Bricking, Richie Pauls, Mitchell Vail. FIFTH ROW: Jacob Neumann, Clay Ramey, Taylor Centers, Kyle Henderson, Corey Fussinger, Jonah Cook, Dustin Mitchell, Justin Tudor, Zach Neumann. SIXTH ROW: Jacob Faris, Aaron Froelicher, Dylan Vanlandingham, Drew Shelton, Christian McClure, Phillip Schafer, Josh Michael, Parth Patel. BACK ROW: Bob Burnett, Steve Langley, Justin Earsing, Mark Csolkovits, Cory Franklin, Randy Borchers, Jim Hyder, Jacob Delph, Chuck Hendrix, Aaron Kalb.

## Cooper Roster

No.	Name	Ht.	Wt.	Pos.	Yr.	No.	Name	Ht.	Wt.	Pos.	Yr.	No.	Name	Ht.	Wt.	Pos.	Yr.
2	Billy Prickett	5' 11	150	QB/DB	SO	31	A. J. Collins	5' 11	190	RB/LB	SR	62	Jonah Cook	6' 1	215	OL/DL	SO
3	Logan Turner	5' 11	195	P/K	JR	32	Avery Bricking	6' 0	175	RB/LB	JR	63	Stephen Shelton	5' 7	180	OL/LB	SO
4	Will Ludwig	6' 0	205	TE/DE	JR	33	Justin Parks	5' 8	140	RB/DB	FR	64	Tyler Slach	5' 8	175	OL/DL	SO
7	Tyler Morris	5' 10	190	QB/DB	SR	34	Devin Murray	5' 10	140	RB/DB	SO	65	Phillip Schafer	6' 2	275	OL/DL	SO
8	Aaron Morgan	5' 9	150	WR/DB	JR	35	Ty Keller	5' 8	155	RB/DB	JR	66	Aiden Keller	5' 4	145	OL/LB	FR
9	Jordan Monroe	5' 1	194	QB/DB	FR	36	Payton Abner	5' 10	155	RB/LB	FR	67	Anthony Wood	5' 8	250	OL/DL	SO
10	Kyle Henderson	6' 1	170	WR/LB	JR	38	Payton Ratliff	5' 7	140	WR/DB	JR	70	Jason Doerman	5' 11	195	OL/DL	SR
11	Dylan Vanlandingham	6' 4	175	WR/DB	SR	42	Jacob Cahill	5' 9	165	RB/LB	JR	72	Dalton Mitchell	5' 10	194	TE/DL	FR
12	Cory Fussinger	6' 2	165	WR/DB	JR	43	Elliott Smith	5' 8	167	RB/DL	FR	73	Jacob Belcher	5' 8	321	OL/DL	FR
14	Nathan Brown	5' 11	143	QB/DB	FR	44	Kyle Sand	5' 9	175	RB/DL	FR	74	Aaron Froelicher	6' 1	290	OL/DL	JR
15	Tanner Kissel	5' 8	150	WR/DB	JR	46	Max Oakley	5' 10	140	RB/DB	JR	75	Seth Keller	5' 4	145	OL/DL	FR
16	Spencer Stocker	5' 10	130	WR/DB	SO	47	Ryan Richardson	5' 11	190	RB/LB	JR	76	Reece Bricking	6' 3	260	OL/DL	JR
17	Dylan Battista	5' 9	155	WR/DB	SO	48	Jacob Kuchar	5' 10	180	WR/DB	FR	77	Travis Reeves	5' 8	210	OL/DL	SO
18	Richie Pauls	5' 11	150	WR/DB	JR	50	Jacob Neumann	6' 0	195	OL/DL	JR	78	Justin Tudor	6' 1	270	OL/DL	SR
19	Clay Ramey	6' 1	200	TE/DE	SO	51	Jacob Faris	6' 3	297	OL/DL	JR	80	Parth Patel	6' 1	160	TE/DB	JR
20	Randy Wiseman	5' 2	116	WR/DB	FR	52	Mitchell Vail	5' 11	180	OL/DL	SR	82	Marcus Watson	5' 11	192	TE/DL	FR
20	Tyson Jackson	5' 6	133	WR/DB	FR	53	Chris Burch	5' 11	270	OL/DL	JR	83	Erik Pavek	6' 1	167	TE/DL	FR
21	Kagan Strok	5' 9	175	WR/DB	SR	54	Dustin Mitchell	6' 1	205	OL/DL	SR	84	Christian McClure	6' 2	185	TE/DL	SR
23	Austen Vance	6' 0	175	RB/LB	JR	55	Matt Walsh	5' 9	155	OL/DL	SO	85	Tony Adams	5' 1	111	WR/DB	FR
24	Tyler Brooks	5' 11	180	WR/LB	SR	56	Taylor Centers	6' 2	245	OL/DL	SR	87	Dylan Kein	5' 10	178	OL/DL	FR
25	Ricky Martin	5' 8	155	RB/LB	SR	57	Zach Neumann	6' 0	225	OL/DL	SR	88	Josh Michael	6' 3	190	TE/DL	SR
26	Cole Hicks	5' 7	125	RB/DB	FR	58	Andrew Shelton	6' 4	225	OL/DL	SR		Ricky Brooks	5' 6	187		SR
27	Torey Cordell	5' 4	130	RB/DB	FR	60	Ryan Bravo	5' 8	212	OL/DL	FR						
28	Jamison Armstrong	5' 11	185	RB/DB	SO	61	Austin Miller	6' 2	292	OL/DL	FR						



# CLASS 5A CHAMPIONSHIP

## BOWLING GREEN (14-0) vs. COOPER (13-1)

### BOWLING GREEN QUICK FACTS

**Name:**..... Bowling Green High School  
**City:**..... Bowling Green  
**County:**..... Warren  
**Enrollment:**..... 1,068  
**Nickname:**..... Purples  
**Colors:**..... Purple & Gold  
**Superintendent:**..... Joe Tinius  
**Principal:**..... Gary Fields  
**Athletic Director:**..... D.G. Sherrill  
**Head Coach:**..... Kevin Wallace  
**Assistant Coaches:**..... Blake Settle, Christopher Settle, Rickey Shive, Tyler Siddens, Mark Spader, Chris Riggs, Kyle McGraw, Demont Franklin, Stephan Dotson, Chuck Glass, Jeff Griffith, William Lindsey, Justin Chaffin  
**Last Year's Playoffs:**..... Champions - Defeated Anderson County (55-3)

### COOPER QUICK FACTS

**Name:**..... Cooper High School  
**City:**..... Union  
**County:**..... Boone  
**Enrollment:**..... 930  
**Nickname:**..... Jaguars  
**Colors:**..... Maroon & Gold  
**Superintendent:**..... Randy Poe  
**Principal:**..... Michael Wilson  
**Athletic Director:**..... Randy Borchers  
**Head Coach:**..... Randy Borchers  
**Assistant Coaches:**..... James Hyder, James Michael, Jim Rudd, Bob Burnett, Cory Franklin, Mark Csolkovits, Justin Earsing, Jacob Delph, Steve Langley, Chuck Hendrix  
**Last Year's Playoffs:**..... 1st Rd - Lost to Montgomery County (28-12)

### 2012 SCHEDULE (14-0)

Date	Opponent	W/L	Score
Aug. 18	vs. Allen County-Scottsville	W	45-0
Aug. 24	vs. Lafayette	W	42-20
Aug. 31	St. Xavier	W	38-31
Sept. 7	at Henderson County	W	21-7
Sept. 14	at Owensboro	W	31-3
Sept. 21	at Barren County	W	58-0
Sept. 28	Logan County	W	62-0
Oct. 12	at Warren Central	W	24-0
Oct. 19	Greenwood	W	53-0
Oct. 26	Lexington Catholic	W	35-21
Nov. 2	Apollo	W	62-6
Nov. 9	Christian County	W	31-17
Nov. 16	Warren Central	W	35-21
Nov. 23	at John Hardin	W	14-13

### 2012 SCHEDULE (13-1)

Date	Opponent	W/L	Score
Aug. 17	Ryle	W	35-6
Aug. 24	Holy Cross (Covington)	W	49-7
Aug. 31	Boone County	W	10-0
Sept. 7	at Campbell County	W	27-16
Sept. 14	Holmes	W	29-0
Sept. 21	Scott	W	46-14
Sept. 28	at Conner	L	21-38
Oct. 5	at South Oldham	W	21-14
Oct. 19	Grant County	W	42-6
Oct. 26	Dixie Heights	W	36-13
Nov. 2	at Anderson County	W	48-0
Nov. 9	at South Oldham	W	49-28
Nov. 16	at Franklin County	W	40-27
Nov. 23	at Harlan County	W	17-7

### TITLE GAME HISTORY

Year	Class	W/L	Score
1994	3A	L	Covington Catholic 24, Bowling Green 21
1995	3A	W	Bowling Green 28, Highlands 12
2005	3A	L	Lexington Catholic 49, Bowling Green 21
2006	3A	L	Covington Catholic 27, Bowling Green 8
2007	5A	L	Highlands 28, Bowling Green 7
2011	5A	W	Bowling Green 55, Anderson County 3

### TITLE GAME HISTORY

Year	Class	W/L	Score
<i>Cooper is making its first appearance in the state finals</i>			

# CLASS 5A CHAMPIONSHIP



**BOWLING GREEN (14-0) vs. COOPER (13-1)**



## 2012 Class 5A Russell Athletic/KHSAA Commonwealth Gridiron Bowl



Copyright © 2012 Kentucky High School Athletic Association

### 2011 CLASS 5A CHAMPIONSHIP REVIEW



**State Champion - Bowling Green Purples**

**Player of the Game**  
Presented by the  
Kentucky National Guard



**Scooter Hollis**  
Bowling Green



### 2011 KHSAA COMMONWEALTH GRIDIRON BOWL BOWLING GREEN (15-0) vs. ANDERSON COUNTY (12-3)

DEC 3, 2011 at BOWLING GREEN, KY

Stadium: HOUCHENS-L.T. SMITH STADIUM Attendance: 8,623

Score by Quarters	1	2	3	4	Score
BOWLING GREEN.....	20	14	14	7	55
ANDERSON COUNTY .....	0	3	0	0	3

**Scoring Summary**

1st	07:37	BG	HUNTER NEVERAS 4 yd run (DEVIN HAYES pass failed) [3-44; 0:44; AC 0, BG 6]
	04:42	BG	KJ COFER 73 yd pass from SCOOTER HOLLIS (SAM WILLIAMS kick) [2-77; 0:49; AC 0, BG 13]
	01:43	BG	KJ COFER 1 yd run (SAM WILLIAMS kick) [4-56; 1:22; AC 0, BG 20]
2nd	08:05	BG	JALEN HUNTER 3 yd pass from SCOOTER HOLLIS (SAM WILLIAMS kick) [7-68; 3:43; AC 0, BG 27]
	03:13	AC	BILL ROSE 20 yd field goal [14-64; 4:46; AC 3, BG 27]
	01:46	BG	SCOOTER HOLLIS 16 yd run (SAM WILLIAMS kick) [4-56; 1:23; AC 3, BG 34]
3rd	08:31	BG	SCOOTER HOLLIS 75 yd run (SAM WILLIAMS kick) [1-75; 0:14; AC 3, BG 41]
	05:25	BG	KJ COFER 70 yd run (SAM WILLIAMS kick) [1-70; 0:13; AC 3, BG 48]
4th	09:02	BG	DEVIN HAYES 11 yd run (SAM WILLIAMS kick) [6-67; 4:03; AC 3, BG 55]

Kickoff time: 7:00 PM End of Game: 9:15 PM Total elapsed time: 2:15

Officials: Referee: T. PECKENPAUGH; Umpire: BRIAN SCHALK; Linesman: TONY GIRZOVIC; Line judge: STEVE GUNTER; Back judge: GREG HAMILTON


Temperature: 56 degrees Wind: SSE 9 MPH Weather: CLEAR



## *BOWLING GREEN (14-0) vs. COOPER (13-1)*

### **5A STATE CHAMPIONSHIP HISTORY**

Year	Champion	Coach	Score	CLASS 5A		Site
				Runner-Up	Coach	
2011	Bowling Green	Kevin Wallace	55-3	Anderson County	Mark Peach	Houchens-L.T. Smith Stadium, Bowling Green
2010	Highlands	Dale Mueller	50-0	Christian County	Steve Lovelace	Houchens-L.T. Smith Stadium, Bowling Green
2009	Highlands	Dale Mueller	35-7	John Hardin	Mark Brown	Houchens-L.T. Smith Stadium, Bowling Green
2008	Highlands	Dale Mueller	35-15	Christian County	Steve Lovelace	Papa John's Cardinal Stadium, Louisville
2007	Highlands	Dale Mueller	28-7	Bowling Green	Kevin Wallace	Papa John's Cardinal Stadium, Louisville



**2012 PLEASURE RIDGE PARK PANTHERS** (pictured left to right) — BACK ROW: Assistant Coach Gary Moore; Assistant Coach Todd Hollis; Manager Quincy Swain; Assistant Coach Robert Reader; Assistant Coach Clarence Jackson; Head Coach Jason Hiser; Assistant Coach Tommy Williams; Assistant Coach Nick Waddell; Jim Nichols. FIFTH ROW: David Bayen, Richard Clark, Cameron tomes, William Campbell, Deaundre Brim, Zach Rhorman, Daniel Seum, Scott Kittle, Zach Johnson, Donyell Bronaugh, Jay Efflan, Nick Tappel, Jacob Clair. FOURTH ROW: Jordan redmon, Tyler Madden, Jonathan Peck, Alex Hibbs, Willie Taylor, Jake Burba, BJ Evans, Shedrick Young, Samuel Lawrence, Justin Walden, Christian Humphrey, Ethan Pehlke, Noah Teasley, Ben Childs, Nolan Johnson, John Schmitt. THIRD ROW: Adam Porter, Tristian Barleen, Keevan Taylor, Dathan Greathouse, Dylan Meyers, Marcel Kilgore, Jessie Ellory, Ryan Casey, Chanse Thrasher, Christian Dreschel, Jeff Cotton, Lavontre Skinner. SECOND ROW: Chris Hattler, Kameron Adwell, John Spiva III, Jordan Jefferson, Austin Lutz, Kerarsie Overall, Malik Walker, Dalton gentry, Kiante Williams, Nathan Deasy, Adam Vertrees, Zac Luckett, Keshawn Marzette, James Porter, Isiahiah Young, Torey Moss, Gavin Logsdon, Shaquille Smith. FIRST ROW: Davon Quisenberry, Kamren Taylor, Marcus Graves, Devon Finch, Delvon Dunn. Cornelius Langston, Joseph Lewis, Dru Duckworth, Timothy Williams, Blake Byerly, Taywan Taylor, Nick West, Chase Pierce, Duane Jones, Spencer Sumpter, Coreion Lewis.

## Pleasure Ridge Park Panthers

No.	Name	Ht.	Wt.	Pos.	Yr.	No.	Name	Ht.	Wt.	Pos.	Yr.	No.	Name	Ht.	Wt.	Pos.	Yr.
1	Davon Quisenberry	5' 8	147	RB	SR	33	Isiah Young	5' 7	203	LB	JR	67	David Bayens	5' 10	180	WR	SO
2	Kameron Taylor	5' 8	150	RB	JR	34	Torrey Moss	5' 8	175	RB	SO	68	John Schmidt	5' 8	145	OL	SO
3	Marcus Graves	5' 4	117	RB	JR	36	Shaquille Smith	6' 0	0		SR	68	Richard Clark	5' 10-1/2	190	OL/DL	JR
4	Devon Finch	5' 10	152	DB	SR	37	Adam Porter	5' 11	204		FR	69	Cameron Tomes	5' 9	204		SO
5	Delvon Dunn	5' 7	170	RB	SO	38	Tristian Barleen	5' 10	0		FR	70	William Campbell	5' 9-1/2	0		FR
6	Cornelius Langston	6' 1	180	WR	JR	39	Keevan Taylor	5' 11	204		FR	72	Deaundre Brim	6' 0	205	OL/DE	SR
7	Joseph Lewis	5' 7	146	WR	JR	40	Dathan Greathouse	5' 11	146		FR	76	Zach Rhorman	5' 10	270	OL/DT	SR
8	Drew Duckworth	5' 10	0		SO	41	Dylan Meyers	6' 0	204	DL	FR	76	Zach Rohorman	5' 11	247	OL/DT	SR
9	Timothy Williams	5' 10	165	DB	JR	42	Marcel Kilgore	5' 9	204	DB	FR	77	Daniel Seum	6' 0	245	OL	JR
10	Blake Byerly	5' 10	145	QB	JR	43	Jesse Ellery	5' 9	123	OL	FR	79	Scott Kittle	5' 9-1/2	0		FR
11	Taywan Taylor	6' 1	205	WR/CB	SR	44	Ryan Casey	5' 9	275	LB	SR	81	Zach Johnson	5' 8-1/2	245	RB	SO
12	Nick West	5' 10	158	WR/DB	SR	45	Chance Thrasher	5' 9	204		SO	83	Donyell Bronaugh	5' 9-1/2	0		FR
13	Chase Pierce	5' 7	165	RB	SR	46	Christian Dreschel	6' 0	0		FR	84	Dewaun Efflan	5' 8	146		SO
14	Duane Jones	5' 7	144	DB	JR	47	Jeff Cotton	5' 9-1/2	0		FR	85	Nick Tappel	5' 9	147	WR	SO
15	Spencer Sumpter	6' 2	178	QB	SR	48	Lavontre Skinner	5' 10-1/2	204		FR	88	Jacob Clair	6' 2	165	WR	SR
16	Coreion Lewis	5' 8-1/2	204	WR	SO	49	Jonathan Redmon	6' 0	0		SO						
17	Chris Hatler	5' 10	180	WR	SR	50	Tyler Madden	6' 0	238	LB	JR						
18	Kameron Adwell	5' 11	170	WR/DB	SR	51	Jonathan Peck	5' 7	196	OL	JR						
19	John Spiva III	5' 6	140	DB	JR	52	Alex Hibbs	5' 11	233	OL/DE	SR						
20	Jordan Jefferson	6' 0	175	RB	JR	53	Willie Taylor	6' 0	215	OL/DL	SO						
21	Austin Lutz	5' 5	132	DB	JR	54	Jacob Burba	5' 1	210	OL	JR						
22	KeArise Overall	5' 9	0		SO	55	BJ Evans	5' 10	218	DL	SR						
23	Malik Walker	6' 0	175	WR	SO	57	Sam Lawrence	5' 9	220	OL	JR						
24	Dalton Gentry	5' 8	136	DB	JR	58	Justin Walden	6' 0	204		FR						
25	Kiante Williams	6' 0	145	LB	JR	59	Christian Humphrey	6' 3	204	OL	SO						
26	Nathan Deasy	5' 7	170	DE	JR	60	Ethan Pehlke	5' 9	0		FR						
27	Adam Vertrees	5' 8-1/2	150	RB	SO	62	Noah Teasley	5' 10	204		FR						
28	Zac Luckett	5' 6	175	RB	JR	63	Ben Childs	6' 0	285	OL	JR						
30	Keshawn Marzette	5' 6	178	QB/DE	JR	64	Nolan Johnson	5' 10	245	OL/DL	SO						
31	James Porter	5' 9	204		FR	66	Spencer Delepierre	5' 6	254	DT	JR						

# CLASS 6A CHAMPIONSHIP



## PLEASURE RIDGE PARK (14-0) vs. TRINITY (12-1)



**2012 TRINITY SHAMROCKS** (pictured left to right) — FIRST ROW: Austin Hillenbrand, Conner Kronk, Trey Wright, Jake McCulloch, Tim Madrick, Teddy Kazunas, Mitchell Wessel, Trevor Tierney, Trevor Mason, Jack Werner, John Fawbush, Joseph Reynolds, Drew Ward, Mitchell Theiss, Lance Kaufman, Jamar Johnson. SECOND ROW: Joseph Weurtz, Aaron Nix, Bobby Bryant, Blake Boughey, Alex Berger, Amos Stinson, Jake Weaver, Mason Sullivan, Jeff Young, Trenton Tully, Arthur Smith, Alex Graehler, Dae'shawn Bertram, John Zehnder. THIRD ROW: William Hughes, Connor Hill, Nolan Morris, Sean Brohman, Jabari Jordan, Ryan White, Allen Jones, Alex Fleener, Travis Wright, Steven Stickrod, Jack Meyer, Jason Hatcher, L.T. Thomas, Dalyn Dawkins, Reggie Bonnafon, Alex Finn. FOURTH ROW: Aiden Blake, Daniel Bratcher, Drew Chandler, Mitchell Smith, Chas Dailey, Dominic Cruz, Houston Lichtefeld, Shawn Kaelin, Ricardo Cruz, Scott Liebert, Barry Nienhaus, Jack Harrison, Price Kmetz, C.J. Ott, Cody Swabek, Michael Smigel, Jacob Gibson. FIFTH ROW: James Mahone, Devan Kelty, Alex Lancaster, Hayden Polk, Thomas Clark, Dane Hayden, Tyson Spalding, Tristan Degen, Javon Jones, Will Washle, Jake Savage, Michael Stein, Dane Durbin, Adam King, Jude Young, Pacifique Hirwa. SIXTH ROW: Joe Babey, Cody Duhamell, Brentton Ervin, Gregory Reisert, J.T. Benningfield, Zack Shunnarah, Calvin Fante, Nick Rolfes, Zach Berger, Quinn Johnston, Ryan Young, Kasey Kuebler, Kyle Gregory, Chris Roberts, Jacob Suell, Dayan Smith. SEVENTH ROW: Vernon Douglas, Eric Schoen, Joey Bohn, Nur Tan, Landon Corolla, Patrick Smith, Logan Frederick, David Bowling, Mitch Liter, Justin Crabtree, Jackson Bohn, Matthew English, Zac Joseph, Michael Turner, Jared Williams, D.J. Johnson. EIGHTH ROW: Max Julien, Aaron Roseberry, Cameron Pomerleau, Jimmy Shunnarah, Quinn Miller, Chris Tipton, Canon Jackson, Donald Brooks, Blake Corbett, Andrew Delvisco, Holden Turney, Ben Ensich, Cameron Ridge, Ryan Phillips, Nathan Brown, Ted Kamer, Tyler Murphy. NINTH ROW: Patrick Newman, Oscar Brohm, Mike Wagner, Brian Smith, Craig Swabek, Andrew Coverdale, Bob Beatty, Devian Logan, Mickey Kahlin, Mike Snyder, Lee Handel, Gary Owens, Bill Cubbage. NOT PICTURED: Tom Fox.

## Trinity (Louisville) Shamrocks

No.	Name	Ht.	Wt.	Pos.	Yr.	No.	Name	Ht.	Wt.	Pos.	Yr.	No.	Name	Ht.	Wt.	Pos.	Yr.
1	Daylyn Dawkins	5' 9	185	RB	SR	35D	Joseph Babey	5' 11	0	TE	SO	70	Brett McGlothlin	5' 9	165	OL	JR
1D	Eric Schoen	5' 6	0	DB	SO	36	Mitchell Smith	5' 10	145	DB	JR	70	Jake McCulloch	5' 11	195	OL	SR
2	Jody Osbourne	5' 5	134	RB	FR	37	Alex Fleener	6' 0	190	LB	SR	71	Hunter Kaufman	5' 11-1/2	210	OL	SR
3	Jailen Reed	5' 8	180	RB	FR	37D	Nicholas Rolfes	5' 8	0	DB	SO	72D	Javon Jones	6' 6	0	OL	JR
3	Laterrious Thomas	5' 8	0	RB	SR	38	Jack Harrison	5' 10	160	LB	JR	73	Ryan Phillips	6' 0	0	OL	SO
3D	Demarko Spalding	6' 0	0	DB	SO	38D	Jacob Suell	5' 10	0	TE	SO	74	Mitchell Theiss	6' 0	200	OL	SR
4	Conner Hill	5' 10	180	DB	SR	39	Barry Nienhaus	6' 0	155	WR	JR	75	Max Julien	5' 11	0	OL	SO
4D	Vernon Douglas	5' 5	0	RB	SO	40	Dane Durbin	6' 1	160	DB	JR	76	Christopher Tipton	5' 9	0	OL	SO
5	Reggie Bonnafon	6' 2-1/2	190	WR/QB	JR	41	Jack Meyer	5' 9	180	LB	SR	76D	Dakota Wells	6' 0	270	OL	FR
5	Zachary Joseph	5' 4	0	DB	SO	42	Trenton Tully	5' 10	180	LB	SR	77	Michael Smigel	6' 2-1/2	225	OL	SO
6	Jason Hatcher	6' 3	210	DL	SR	43	Tristan Thielmeier	5' 7	0	K	SO	78	Alex Lancaster	6' 4	260	OL	JR
7	Steven Stickrod	5' 10	170	LB	SR	44	Jake Savage	6' 0	185	LB	JR	79	Maxwell Martin	6' 3	0	OL	FR
7D	Pacifique Hirwa	5' 2	0	RB	SO	45	Jarrod Benningfield	5' 10	0	DB	SO	80	Andrew Deye	5' 7	0	K	SO
8	Daeshawn Bertram	5' 10	220	LB	SR	46	Jack Bohn	5' 4-1/2	0	DB	SO	80	Thaddeus Kazunas	6' 1	185	RB/TE	SR
9	CJ Ott	5' 10	165	WR	JR	47	Adam King	5' 11	270	OL	SO	80D	Grant Johnson	5' 6	160	TE	SR
10	Allen Jones	5' 7	160	DB	SR	47D	Ryan Reynolds	5' 9	160	DB	FR	81	Blake Corbett	5' 6	0	WR	SO
13	Travis Wright	6' 0	180	QB	SR	47D	Santo Biddix	5' 8	150	DB	FR	82	Dakota Duhamell	5' 6	0	DB	SO
13D	Joey Bohn	5' 5	0	DB	SO	48	Daniel Bratcher	5' 6	0	DB	SO	83	Cameron Ridge	5' 8	0	WR	SO
14	Ryan White	5' 11	175	CB	SR	49	Logan Frederick	5' 9	0	LB	SO	83	Holden Turney	6' 0	0	WR	SO
14D	Andrew Delvisco	6' 2	0	QB	SO	49	Mitchell Liter	6' 0	0	DB	SO	84	Sean Brohman	6' 2	175	WR	SR
15	Amos Stinson	5' 11	175	WR	SR	50	Jabari Jordan	5' 8	210	DL	SR	85	Alex Graehler	6' 3	180	TE	SR
16	Jeff Young	5' 10	188	DB	SR	51	Conner Kronk	5' 10	190	OL	SR	86	Woody Campbell	6' 2	185	TE	JR
16D	Ryan Young	5' 6	0	QB	SO	51	Thomas Pomerleau	5' 7	0	DL	SO	87	Rodjays Burns	6' 2	0	WR	FR
17	James Quick	6' 2	185	WR	SR	52	Arthur Smith	5' 10	200	DL	SR	87	Thomas Clark	5' 10	170	DL	JR
18	Blake Boughey	5' 10	165	QB	SR	54	Bobby Bryant	5' 11	205	DL	SR	88	Thomas Roberts	6' 0	0	WR	SO
19	Donald Brooks	5' 11	165	RB	SO	55	Kasey Kuebler	5' 9	0	OL	SO	89D	Robert Jones	6' 1	165	WR	FR
20	Justin Crabtree	5' 6-1/2	0	DB	SO	55	Tristan Degen	5' 11	225	OL	JR	90	Aaron Roseberry	6' 1	0	DL	SO
21	Alex Berger	5' 9	175	LB	SR	56	Bryant Colvin	6' 1	200	OL	FR	91	Landon Corolla	6' 1	0	DL	SO
22	Cody Swabek	5' 10	170	WR	JR	57	Joseph Reynolds	5' 11	180	OL	SR	92	Dane Hayden	6' 4	180	DL	JR
23	Jake Weaver	5' 9	170	DB	SR	57D	Samon Lowe	5' 10	195	LB	FR	93	Jamil Shunnarah	5' 5-1/2	0	DL	SO
23D	Quinn Johnston	5' 10	0	DB	SO	58	Ricardo Cruz	5' 9	170	DL	JR	93	Matthew English	5' 10	190	DL	SO
24	Drew Chandler	5' 7	125	WR	JR	59	Price Kmetz	6' 0	215	OL	JR	93D	Justin Karem	6' 0	180	DL	FR
24	Edward Kamer	5' 6	0	LB	SO	59D	Michael Hiestand	6' 4	190	DL	FR	94	Chas Dailey	5' 11	180	DL	JR
24D	Vincent Lococco	5' 10	180	LB	FR	60	Michael Turner	5' 6	0	OL	SO	95	David Bowling	5' 10	220	DL	SO
25	Alexander Young	5' 9	0	WR	SO	61	Houston Lichtefeld	5' 9	185	OL	JR	96	Zachary Berger	6' 0	0	LB	SO
26	Cannon Jackson	6' 0	165	DB	SO	62	Jack Werner	5' 10	185	OL	SR	97	Conner Foes	6' 3	210	DL	FR
27	William Washle	5' 10	155	DB	JR	62	Tyler Murphy	6' 3	0	OL	SO	97	Patrick Smith	5' 6	0	DB	SO
27D	Aiden Blake	5' 5	0	DB	SO	63	Donald Johnson	5' 10	0	OL	SO	97	Zachary Shunnarah	5' 5	0	DB	SO
28	Nolan Morris	5' 8	165	DB	SR	64	Dominic Cruz	5' 11	220	OL	JR	98	Drew Ward	5' 9	170	K	SR
29	Trey Wright	5' 9	165	DB	SR	64	Gabe Miller	5' 8	0	DL	SO		Alex Finn	5' 9	0	OL	SR
30	Brenton Ervin	5' 7	0	LB	SO	65	Scott Liebert	6' 2	220	OL	JR		Austin Hillebrand	5' 9	0	OL	SR
31	John Fawbush	5' 9	160	TE	SR	65D	William O'Rourke	6' 1	0	OL	FR		Jacob Gibson	5' 9-1/2	0	OL	SR
32	Alex Reisert	5' 10	175	LB	SO	66	Trevor Mason	5' 11	200	OL	SR		Jamar Johnson	5' 9	0	OL	SR
33	Mason Sullivan	5' 7	155	DB	SR	67	Kyle Gregory	5' 8	0	OL	SO		John Zehnder	5' 8	0	OL	SR
34	Calvin Fante	5' 7	0	DB	SO	68	Jared Williams	6' 6	0	OL	SO		Joseph Wurtz	5' 8	0	OL	SR
35	Trevor Tierney	5' 10-1/2	180	LB	SR	69	Mitchell Wessell	5' 11	190	OL	SR		William Hughes	5' 7	0	OL	JR



# CLASS 6A CHAMPIONSHIP

## PLEASURE RIDGE PARK (14-0) vs. TRINITY (12-1)

### PLEASURE RIDGE PARK QUICK FACTS

**Name:**..... Pleasure Ridge Park  
**City:**..... Louisville  
**County:**..... Jefferson  
**Enrollment:**..... 1910  
**Nickname:**..... Panthers  
**Colors:**..... Red & Black  
**Superintendent:**..... Donna Hargens  
**Principal:**..... David Johnson  
**Athletic Director:**..... Craig Webb  
**Head Coach:**..... Jason T. Hiser  
**Assistant Coaches:**..... Nate Smith, Nick Waddell, Jason White, Tommy Williams, Robert Reader, Gary Moore, Steve Deacon, Larry Frith, Todd Hollis, Clarence Jackson, Robert Deacon  
**Last Year's Playoffs:**..... 2nd Rd - Lost to Henderson County (48-0)

### TRINITY QUICK FACTS

**Name:**..... Trinity High School  
**City:**..... Louisville  
**County:**..... Jefferson  
**Enrollment:**..... 1,381  
**Nickname:**..... Shamrocks  
**Colors:**..... Green & White  
**Superintendent:**..... Leisa Speer  
**Principal:**..... Rob Mullen  
**Athletic Director:**..... Dennis Lampley  
**Head Coach:**..... Bob Beatty  
**Assistant Coaches:**..... Joseph Schifano, Robert Piercy, Donovan Sims, Brian Smith, Michael Wagner, Craig Swabek, Gary Owens, Patrick Newman, Thomas Fox, Andrew Coverdale, Mickey Kalbhin, Devian Logan, Mike Magre, Oscar Brohm  
**Last Year's Playoffs:**..... Champions - Defeated Scott County (62-21)

### 2012 SCHEDULE (14-0)

Date	Opponent	W/L	Score
Aug. 17	at Fairdale	W	57-7
Aug. 24	Valley	W	61-0
Aug. 31	Doss	W	56-16
Sept. 7	at DuPont Manual	W	48-34
Sept. 14	DeSales	W	60-27
Sept. 28	at Fern Creek	W	35-7
Oct. 4	at Seneca	W	53-18
Oct. 12	Butler	W	40-27
Oct. 19	at Southern	W	56-6
Oct. 26	Central	W	15-14
Nov. 2	Boone County	W	44-20
Nov. 9	Central Hardin	W	48-18
Nov. 16	Butler	W	28-21
Nov. 23	Eastern	W	61-21

### 2012 SCHEDULE (12-1)

Date	Opponent	W/L	Score
Aug. 17	Brentwood Academy (Tenn.)	W	52-23
Aug. 24	at Montgomery Bell (Tenn.)	W	27-23
Sept. 7	Cincinnati Elder (Ohio)	W	45-21
Sept. 14	Cincinnati St. Xavier (Ohio)	W	14-13
Sept. 21	at Indianapolis Cathedral (Ind.)	W	24-16
Sept. 28	St. Xavier	W	34-7
Oct. 5	at DuPont Manual	W	55-27
Oct. 12	Male	W	38-7
Oct. 27	at Archbishop Moeller (Ohio)	L	42-45
Nov. 2	George Rogers Clark	W	56-7
Nov. 9	Madison Central	W	62-8
Nov. 16	vs. St. Xavier	W	15-14
Nov. 23	Scott County	W	21-14

### TITLE GAME HISTORY

Year	Class	W/L	Score
------	-------	-----	-------

*PRP is making its first appearance in the state finals*

### TITLE GAME HISTORY

Year	Class	W/L	Score
1968	3A	W	Trinity (Lou.) 29, Seneca 18
1970	3A	L	Butler 20, Trinity (Lou.) 0
1972	3A	W	Trinity (Lou.) 21, Butler 0
1973	3A	W	Trinity (Lou.) 16, Southern 0
1976	4A	W	Trinity (Lou.) 28, Henderson Co. 24
1977	4A	W	Trinity (Lou.) 28, Greenup County 7
1980	4A	W	Trinity (Lou.) 31, Paducah Tilghman 8
1983	4A	W	Trinity (Lou.) 26, Owensboro 7
1985	4A	W	Trinity (Lou.) 28, Lafayette 7
1988	4A	W	Trinity (Lou.) 28, DuPont Manual 0
1989	4A	W	Trinity (Lou.) 28, Warren Central 14
1990	4A	W	Trinity (Lou.) 27, Warren Central 14
1994	4A	W	Trinity (Lou.) 21, Boone County 7
1997	4A	L	St. Xavier 3, Trinity (Lou.) 0
2000	4A	L	Male 34, Trinity (Lou.) 14
2001	4A	W	Trinity (Lou.) 45, Male 19
2002	4A	W	Trinity (Lou.) 59, Male 56
2003	4A	W	Trinity (Lou.) 17, St. Xavier 14
2005	4A	W	Trinity (Lou.) 14, St. Xavier 6
2006	4A	W	Trinity (Lou.) 41, Ryle 7
2007	6A	W	Trinity (Lou.) 34, St. Xavier 28
2008	6A	W	Trinity (Lou.) 48, Simon Kenton 0
2009	6A	L	St. Xavier 34, Trinity (Lou.) 10
2010	6A	W	Trinity (Lou.) 38, Male 0
2011	6A	W	Trinity (Lou.) 62, Scott County 27

# CLASS 6A CHAMPIONSHIP



**PLEASURE RIDGE PARK (14-0) vs. TRINITY (12-1)**



## 2012 Class 6A Russell Athletic/KHSAA Commonwealth Gridiron Bowl




Copyright © 2012 Kentucky High School Athletic Association

### 2011 CLASS 6A CHAMPIONSHIP REVIEW



**State Champion - Trinity Shamrocks**

**Player of the Game  
Presented by the  
Kentucky National Guard**



**Travis Wright  
Trinity**



### 2011 KHSAA COMMONWEALTH GRIDIRON BOWL TRINITY (14-0) vs. SCOTT COUNTY (14-1)

DEC 2, 2011 at BOWLING GREEN, KY  
Stadium: HOUCHEMENS-L.T. SMITH STADIUM Attendance: 6,691

Score by Quarters	1	2	3	4	Score
TRINITY .....	14	28	13	7	62
SCOTT COUNTY .....	7	7	0	7	21

**Scoring Summary**

1st	11:01	SC	DIERRIUS DUMPHORD 18 yd run (PALMER WARD kick)	[3-83; 0:59; SC 7, TRI 0]
	06:21	TRI	DALYN DAWKINS 5 yd run (BAYLEY SHOPTAW kick)	[10-57; 4:37; SC 7, TRI 7]
	01:59	TRI	DALYN DAWKINS 11 yd run (BAYLEY SHOPTAW kick)	[3-28, 0:40; SC 7, TRI 14]
2nd	11:33	TRI	JACKSON NOE 38 yd pass from TRAVIS WRIGHT (BAYLEY SHOPTAW kick)	[1-38; 0:07; SC 7, TRI 21]
	06:24	TRI	DALYN DAWKINS 39 yd run (BAYLEY SHOPTAW kick)	[4-76; 1:37; SC 7, TRI 28]
	01:18	TRI	DALYN DAWKINS 46 yd run (BAYLEY SHOPTAW kick)	[6-78; 2:29; SC 7, TRI 35]
	01:05	SC	SCOTT DANIEL 95 yd kickoff return (PALMER WARD kick)	[0-0; 0:00; SC 14, TRI 35]
	00:01	TRI	MARQUIS SMITH 43 yd pass from TRAVIS WRIGHT (BAYLEY SHOPTAW kick)	[7-69; 0:59; SC 14, TRI 42]
3rd	10:41	TRI	JAMES QUICK 42 yd pass from TRAVIS WRIGHT (BAYLEY SHOPTAW kick)	[3-67; 1:15; SC 14, TRI 49]
	03:12	TRI	JAMES QUICK 8 yd pass from TRAVIS WRIGHT (BAYLEY SHOPTAW kick failed)	[6-68; 2:58; SC 14, TRI 55]
4th	10:56	TRI	GARRETT SAUER 62 yd run (BAYLEY SHOPTAW kick)	[1-62; 0:09; SC 14, TRI 62]
	02:50	SC	SCOTT DANIEL 29 yd pass from CLAY McKEE (PALMER WARD kick)	[10-75; 7:30; SC 21, TRI 62]

Kickoff time: 7:00 PM End of Game: 9:33 PM Total elapsed time: 2:33  
 Officials: Referee: T. PECKENPAUGH; Umpire: C.S. WILLIAMS; Linesman: JIMMY HUGHES; Line judge: MATT. S. THOMAS; Back judge: BOBBY MEFFORD  
 Temperature: 44 degrees Wind: ESE 1 MPH Weather: COOL AND CLEAR



## PLEASURE RIDGE PARK (14-0) vs. TRINITY (12-1)

### 6A STATE CHAMPIONSHIP HISTORY

CLASS 6A						
Year	Champion	Coach	Score	Runner-Up	Coach	Site
2011	Trinity (Louisville)	Bob Beatty	62-21	Scott County	Jim McKee	Houchens-L.T. Smith Stadium, Bowling Green
2010	Trinity (Louisville)	Bob Beatty	38-0	Male	Chris Wolfe	Houchens-L.T. Smith Stadium, Bowling Green
2009	St. Xavier	Mike Glaser	34-10	Trinity (Louisville)	Bob Beatty	Houchens-L.T. Smith Stadium, Bowling Green
2008	Trinity (Louisville)	Bob Beatty	48-0	Simon Kenton	Jeff Marksberry	Papa John's Cardinal Stadium, Louisville
2007	Trinity (Louisville)	Bob Beatty	34-28 (OT)	St. Xavier	Mike Glaser	Papa John's Cardinal Stadium, Louisville



# STATE CHAMPIONSHIP GAME LINESCORES

## 2011

**Class 1A**  
Mayfield 3 3 0 0 - 6  
Hazard 0 10 7 7 - 24  
1st 6:22 MAY - Luke Wynstra 26 yd field goal 2nd 7:42 HAZ - Austin Johnson 28 yd pass from Zack Blanton (Eric Mason kick) 3:57 MAY - Luke Wynstra 25 yd field goal 0:00 HAZ - Eric Mason 33 yd field goal 3rd 2:52 HAZ - Evan Whitaker 4 yd run (Eric Mason kick) 4th 2:20 HAZ - B.J. Combs 24 yd interception return (Eric Mason kick)  
Attendance - 5,386

**Class 2A**  
Glasgow 7 0 0 7 - 14  
Holy Cross (Cov.) 0 12 7 14 - 33  
1st 2:30 GLAS - Jalen Sublett 28 yd run (Kevin Baltazar kick) 2nd 4:19 HC - Eric Walker 7 yd pass from Kyle Fuller (Kyle Fuller kick blocked) 2:19 HC - Eric Walker 24 yd pass from Kyle Fuller (Kyle Fuller rush failed) 3rd 5:13 HC - Lamar Chames 62 yd pass from Kyle Fuller (Kyle Fuller kick) 4th 11:18 HC - Burt Pouncy 18 yd pass from Kyle Fuller (Kyle Fuller kick) 9:14 GLAS - Parker Cash 13 yd run (Kevin Baltazar kick) 2:13 HC - Devyn Herndon 9 yd interception return (Kyle Fuller kick)  
Attendance - 7,077

**Class 3A**  
Central 3 6 0 6 - 15  
Belfry 0 7 7 0 - 14  
1st 9:41 CEN - Musa Kamara 29 yd field goal 2nd 3:21 CEN - Tae Shawn Gibbs 10 yd pass from Tajh Milliken (Musa Kamara kick blocked) 3:04 BEL - Howie Dotson 74 yd pass from Tyler Williams (Austin Childers kick) 3rd 7:23 BEL - Josh Dixon 4 yd run (Austin Childers kick) 4th 2:01 CEN - C. Bolden 35 yd pass from Tajh Milliken (Derius Jones rush failed)  
Attendance - 5,360

**Class 4A**  
Franklin Simpson 7 0 7 0 - 14  
Highlands 14 7 7 14 - 42  
1st 10:41 HIGH - Zach Harris 26 yd run (Carter New kick) 6:22 FS - Dar Wickware 1 yd run (Ian Greer kick) :16 HIGH - Zach Harris 3 yd run (Carter New kick) 2nd 5:46 HIGH - Donovan McCoy 19 yd pass from Patrick Towles (Carter New kick) 3rd 8:31 HIGH - Zach Harris 17 yd run (Carter New kick) 5:05 FS - Max Bennett 1 yd run (Ian Greer kick) 4th 11:48 HIGH - Jake True 7 yd run (Carter New kick) 5:20 HIGH - Patrick Towles 1 yd run (Carter New kick)  
Attendance - 7,023

**Class 5A**  
Bowling Green 20 14 14 7 - 55  
Anderson County 0 3 0 0 - 3  
1st 7:37 BG - Hunter Neveras 4 yd run (Devin Hayes pass failed) 4:42 BG - KJ Cofer 73 yd pass from Scooter Hollis (Sam Williams kick) 1:43 BG - KJ Cofer 1 yd run (Sam Williams kick) 2nd 8:05 BG - Jalen Hunter 3 yd pass from Scooter Hollis (Sam Williams kick) 3:13 AC - Bill Rose 20 yd field goal 1:46 BG - Scooter Hollis 16 yd run (Sam Williams kick) 3rd 8:31 BG - Scooter Hollis 75 yd run (Sam Williams kick) 5:25 BG - KJ Cofer 70 yd run (Sam Williams kick) 4th 9:02 BG - Devin Hayes 11 yd run (Sam Williams kick)  
Attendance - 8,623

**Class 6A**  
Trinity 14 28 13 7 - 62  
Scott County 7 7 0 7 - 21  
1st 11:01 SC - Dierrius Dumphord 18 yd run (Palmer Ward kick) 6:21 TRI - Dalyn Dawkins 5 yd run (Bayley Shoptaw kick) 1:59 TRI - Dalyn Dawkins 11 yd run (Bayley Shoptaw kick) 2nd 11:33 TRI - Jackson Noe 38 yd pass from Travis Wright (Bayley Shoptaw kick) 6:24 TRI - Dalyn Dawkins 39 yd run (Bayley Shoptaw kick) 1:18 TRI - Dalyn Dawkins 46 yd run (Bayley Shoptaw kick) 1:05 SC - Scott Daniel 95 yd kickoff return (Palmer Ward kick) :01 TRI - Marquis Smith 43 yd pass from Travis Wright (Bayley Shoptaw kick) 3rd 10:41 TRI - James Quick 42 yd pass from Travis Wright (Bayley Shoptaw kick) 3:12 TRI - James Quick 8 yd pass from Travis Wright (Bayley Shoptaw kick failed) 4th 10:56 TRI - Garrett Sauer 62 yd run (Bayley Shoptaw kick) 2:50 SC - Scott Daniel 29 yd pass from Clay McKee (Palmer Ward kick)  
Attendance - 6,691

## 2010

**Class 1A**  
Hazard 0 0 0 6 - 6  
Mayfield 14 19 14 0 - 47  
1st 9:41 MAY Jonathan Jackson 46 yd run (Marc Wynstra kick) 3:50 MAY Devin Jones 55 yd pass from Luke Guhy (Marc Wynstra kick) 2nd 4:07 MAY Kenny Payton 24 yd pass from Luke Guhy (Marc Wynstra kick failed) :40 MAY Jonathan Jackson 5 yd run (Luke Guhy pass failed) :10 MAY Kenny Payton 28 yd pass from Luke Guhy (Marc Wynstra kick) 3rd 9:39 MAY Devin Jones 23 yd run (Marc Wynstra kick) :18 MAY Decole Noonan 1 yd run (Marc Wynstra kick) 4th :46 HAZ JON COMBS 55 yd run (Austin Johnson pass failed)  
Attendance - 5,761

**Class 2A**  
Newport Central Catholic 7 14 14 7 - 42  
Owensboro Catholic 0 0 0 0 - 0  
1st 2:57 NCC Chris Kelly 6 yd run (Matt Burns kick) 2nd 7:45 NCC Jake Cain 15 yd run (Matt Burns kick) 3:03 NCC Chris Kelly 1 yd run (Matt Burns kick) 3rd 7:50 NCC Brady Hightchew 5 yd run (Matt Burns kick) 1:32 NCC Brady Hightchew 5 yd run (Matt Burns kick) 4th 6:29 NCC Dylan Hayes 71 yd run (Matt Burns kick)  
Attendance - 7,964

**Class 3A**  
Belfry 0 0 7 0 - 7  
Central 14 13 13 6 - 46  
1st 7:04 CEN Kevon Dunbar 34 yd pass from Tajh Milliken (Musa Kamara kick) 4:52 CEN Anthony Wales 33 yd run (Musa Kamara kick) 2nd 6:43 CEN Anthony Wales 53 yd run (Musa Kamara kick) 2:55 CEN Demontre Boyd 60 yd fumble recovery (Musa Kamara kick blocked) 3rd 10:12 CEN Kevon Dunbar 46 yd interception return (Musa Kamara kick) 5:10 CEN Jaquez Howard 6 yd run (Musa Kamara kick failed) 3:28 BEL Jeffre Pruitt 22 yd run (Austin Childers kick) 4th 2:21 CEN Tajh Milliken 22 yd run (Musa Kamara kick blocked)  
Attendance - 5,792

**Class 4A**  
Boyle County 0 0 14 7 - 21  
Allen County-Scottsville 0 7 0 7 - 14  
2nd :00 ACS Zach Tabor 12 yd pass from Matt Hobby (Brandon Boards kick) 3rd 7:23 BOY Chris Cook 19 yd run (Will Harris kick) 3:12 BOY Lamar Dawson 6 yd run (Will Harris kick) 4th 10:54 BOY Devon Cox 4 yd run (Will Harris kick) 6:56 ACS Jacob Costello 38 yd pass from Matt Hobby (Brandon Boards kick)  
Attendance - 13,167

**Class 5A**  
Highlands 12 21 17 0 - 50  
Christian County 0 0 0 0 - 0  
1st 5:29 HHS Patrick Towles 6 yd run (Adam Weinel kick failed) 2:36 HHS Patrick Towles 24 yd run (Patrick Towles rush failed) 2nd 11:15 HHS Patrick Towles 23 yd run (Adam Weinel kick) 8:38 HHS Patrick Towles 1 yd run (Adam Weinel kick) :27 HHS Patrick Towles 9 yd run (Adam Weinel kick) 3rd 8:51 HHS Adam Weinel 37 yd field goal 6:03 HHS Corey Compton 1 yd run (Adam Weinel kick) 5:48 HHS Billy Huddleston 25 yd interception return (Adam Weinel kick)  
Attendance - 5,959

**Class 6A**  
TRINITY (LOU) 10 21 7 0 - 38  
MALE 0 0 0 0 - 0  
1st 11:37 TRI James Quick 95 yd run (Joseph Crenshaw kick) 2:03 TRI Joseph Crenshaw 27 yd field goal 2nd 11:42 TRI Derek Bishop 6 yd run (Joseph Crenshaw kick) 6:07 TRI Hunter Kopp 8 yd pass from Travis Wright (Joseph Crenshaw kick) 1:01 TRI Derek Bishop 18 yd pass from Travis Wright (Joseph Crenshaw kick) 3rd 3:16 TRI Derek Bishop 4 yd pass from Travis Wright (Joseph Crenshaw kick)  
Attendance - 9,116

## 2009

**Class 1A**  
Mayfield 7 0 12 0 - 19  
LCA 7 21 14 13 - 55  
1st 5:50 LCA - Dom. Hayden 5 yd run (Chaz Witt kick) :58 MAY

- Xavier Shelton 47 yd pass from Luke Guhy (Marc Wynstra kick) 2nd 11:45 LCA - Dom. Hayden 27 yd run (Chaz Witt kick) 2:12 LCA - Bran. Burdette 25 yd pass from Lucas Witt (Chaz Witt kick) :48 LCA - Bran. Burdette 31 yd pass from Lucas Witt (Chaz Witt kick) 3rd 10:39 MAY - Matthew Shultz 1 yd run (Marc Wynstra kick failed) 3:39 LCA - Lucas Witt 4 yd run (Chaz Witt kick) 3:26 MAY - Xavier Shelton 76 yd pass from Luke Guhy (Luke Guhy rush failed) 1:09 LCA - Chad Hall 16 yd pass from Lucas Witt (Chaz Witt kick) 4th 10:54 LCA - Lucas Witt 38 yd run (Chaz Witt kick failed) 1:07 LCA - Will Collins 1 yd run (Chaz Witt kick)  
Attendance - 3,582

**Class 2A**  
Fort Campbell 7 0 15 7 - 29  
DeSales 0 9 0 0 - 9  
1st 5:08 FC - Antonio Andrews 20 yd run (Darien Upshaw kick) 2nd 7:12 DS - Ryan Johnson 25 yd field goal :18 DS - Ryan Johnson 4 yd run (kick failed) 3rd 4:01 FC - Breeon Moreno 15 yd pass from Antonio Andrews (Darien Upshaw kick) 2:04 FC - Tre Powell 59 yd punt return (Chris Allen pass from Antonio Andrews) 4th 3:00 FC - Troy Turner 50 yd run (Darien Upshaw kick)  
Attendance - 4,157

**Class 3A**  
TILGHMAN 7 0 7 7 - 21  
SOMERSET 0 0 0 0 - 0  
1st 8:24 PT - Dshon Jackson 28 yd interception return (Will Nicholas kick) 3rd :15 PT - Jadar Harmon 48 yd pass from Kristen Jackson (Will Nicholas kick) 4th 6:33 PT - Kristen Jackson 31 yd run (Will Nicholas kick)  
Attendance - 6,106

**Class 4A**  
LONE OAK 3 19 7 010 [7 3] - 39  
BOYLE COUNTY 7 0 6 1613 [7 6] - 42  
1st 7:48 LO - Jack Coorts 30 yd field goal 5:26 BC - Rees MacShara 3 yd run (Phil. Barsotti kick) 2nd 11:56 LO - Matt Starks 2 yd run (Jack Coorts kick) 3rd 9:57 BC - Rees MacShara 70 yd pass from Boone Goldsmith (rush failed) 4:01 LO - Matt Starks 6 yd pass from Cameron Looper (Jack Coorts kick) 4th 8:53 BC - Zach Hester 8 yd pass from Boone Goldsmith (pass failed) 4:05 BC - Lamar Dawson 6 yd pass from Boone Goldsmith (Phil. Barsotti kick) :04 BC - Phil. Barsotti 38 yd field goal OT 12:00 BC - Boone Goldsmith 1 yd run (Phil. Barsotti kick) 12:00 LO - Cameron Looper 3 yd run (Jack Coorts kick) 12:00 LO - Jack Coorts 26 yd field goal 12:00 BC - Boone Goldsmith 1 yd run  
Attendance - 6,837

**Class 5A**  
JOHN HARDIN 0 0 0 7 - 7  
HIGHLANDS 7 14 14 0 - 35  
1st 3:19 HHS - A. Collinsworth 8 yd run (Adam Weinel kick) 2nd 8:54 HHS - A. Collinsworth 12 yd run (Adam Weinel kick) 6:34 HHS - A. Collinsworth 4 yd run (Adam Weinel kick) 3rd 11:46 HHS - Will Bardo 98 yd kickoff return (Adam Weinel kick) 4:39 HHS - Patrick Towles 11 yd run (Adam Weinel kick) 4th 9:06 JH - Jeremy Harness 35 yd pass from Matt Simmons (Alan Harber kick)  
Attendance - 6,695

**Class 6A**  
ST XAVIER 7 7 7 13 - 34  
TRINITY 3 7 0 0 - 10  
1st 5:24 TRI - Cooper Bohn 21 yd field goal :52 STX - Michael Montano 10 yd run (Wyatt Gray kick) 2nd 9:24 TR - James Quick 51 yd pass from Brad Kragthorpe (Cooper Bohn kick) 1:33 STX - Jeremiah Neal 1 yd run (Wyatt Gray kick) 3rd 3:39 STX - Jeremiah Neal 4 yd run (Wyatt Gray kick) 4th 8:31 STX - Jeont'a Hayden 3 yd run (Wyatt Gray kick) 4:54 STX - Jeff Goodwin 16 yd pass from Wyatt Gray (Wyatt Gray kick failed)  
Attendance - 9,962

## 2008

**Class 1A**  
Hazard 0 0 0 7 - 7  
Beechwood 7 7 0 0 - 14  
1st 5:15 B - Matt Rigdon 6 yd run (Cullen Burke kick) 2nd :00 B -



**STATE CHAMPIONSHIP GAME LINESCORES**

Nieco Teipel 3 yd pass from Matt Rigdon (Cullen Burke kick) 4th 4:00 H - Tyler Olinger 1 yd run (Austin Delpont kick)  
 Attendance - 3,316

**Class 2A**  
 Newport Central Cath 0 0 13 10 - 23  
 Fort Campbell 7 0 6 13 - 26  
 1st 2:59 FC - Antonio Andrews 1 yd run (Matt Lassitter kick) 3rd 9:16 FC - JD Ervin 81 yd pass from Antonio Andrews (kick failed) 7:22 NCC - Ben Parr 61 yd fumble recovery (kick failed) :15 NCC - Rob Kues 10 yd run (Chris Grosser kick) 4th 11:50 NCC - Ben Parr 37 yd run (Chris Grosser kick) 9:49 FC - Antonio Andrews 13 yd run (Matt Lassitter kick) 3:30 NCC - Chris Grosser 35 yd field goal 1:44 FC - Antonio Andrews 59 yd pass from JD Ervin (kick blocked)  
 Attendance - 4,635

**Class 3A**  
 Breathitt County 7 0 6 6 - 19  
 Central 0 21 6 13 - 40  
 1st 3:18 B - Zack Epperson 18 yd pass from Jade Haddix (Billy Davis kick), 2nd 7:02 C - Chance Hughes 18 yd run (Rizik Lado kick) 1:13 C - Ste. Robinson 65 yd pass from Chris King (Rizik Lado kick) :00 C - Tim Patterson 1 yd run (Rizik Lado kick) 3rd 3:49 C - Chris King 11 yd run (kick failed) 3:24 B - Jade Haddix 64 yd run (kick failed) 4th 11:07 C - Chance Hughes 31 yd run (Rizik Lado kick) 7:14 B - Channing Fugate 31 yd run (kick blocked) 2:45 C - Anthony Wales 1 yd run (kick failed)  
 Attendance - 3,917

**Class 4A**  
 Bell County 0 0 9 6 - 15  
 Bullitt East 0 7 0 6 - 13  
 2nd 11:58 BE - Zach McCarthy 1 yd run (Josh Smith kick)  
 3rd 8:42 BC - Spencer Greer 4 yd run (Monte Merrick kick) :00 BC - Keith Lowe safety 4th 3:40 BC - J.D. Hilton 9 yd pass from Shawnta Zachery (pass failed) :10 BE - Zach McCarthy 1 yd run (pass failed)  
 Attendance - 6,103

**Class 5A**  
 Highlands 7 8 6 14 - 35  
 Christian County 6 3 6 0 - 15  
 1st 2:22 CC - Vashun Banks 6 yd run (rush failed) :25 H - Clint Crawford 7 yd run (K. Rosenhagen kick) 2nd :33 CC - Josh Knight 29 yd field goal :06 H - Daniel Gold 13 yd pass from Tony Guidugli (Josh Conner run) 3rd 10:39 H - Josh Conner 15 yd run (pass failed) 1:36 CC - Vashun Banks 14 yd run (kick blocked) 4th 9:30 H - Tony Guidugli 50 yd run (David Hogue pass from Josh Conner) 4:47 H - Clint Crawford 11 yd run (pass failed)  
 Attendance - 5,206

**Class 6A**  
 Simon Kenton 0 0 0 0 - 0  
 Trinity 13 28 7 0 - 48  
 1st 7:23 T - Tim Phillips 11 yd run (kick failed) :57 T - Cameron Smith 5 yd run (Nick Robertson kick) 2nd 9:56 T - Darick Nix 81 yd pass from Cameron Smith (Nick Robertson kick) 8:05 T - Scott Radcliff 66 yd pass from Cameron Smith (Nick Robertson kick) 3:59 T - Tim Phillips 20 yd pass from Cameron Smith (Nick Robertson kick) 1:30 T - Tim Phillips 14 yd run (Nick Robertson kick) 3rd 4:35 T - Tim Phillips 13 yd run (Nick Robertson kick)  
 Attendance - 11,556

**2007**  
**Class 1A**  
 Beechwood 14 7 17 0 - 38  
 Lexington Christian 7 7 14 7 - 35  
 1st 4:40 B - Cody Elliott 9 yd run (Ryan Amelung kick)LCA - Dominique Hayden 3 yd run (Craig McIntosh kick) 2:18 B - Ryan Amelung 99 yd kickoff return (Ryan Amelung kick) 2nd 6:39 B - Tommy Bankemper 5 yd run (Ryan Amelung kick) 2:43 LCA - Dominique Hayden 1 yd run (Craig McIntosh kick) 3rd 9:27 LCA - Brandon Burdette 20 yd pass from Lucas Witt (Craig McIntosh kick) 5:49 LCA - Dominique Hayden 10 yd run (Craig McIntosh kick) 2:45 B - Team safety 1:50 B - Tommy Bankemper 3 yd run (Tommy Bankemper pass from Cody Elliott) 0:26 B - Ryan Amelung 62 yd punt return (Ryan Amelung kick) 4th 11:05 LCA - Brandon Burdette 49 yd pass from Lucas Witt (Craig McIntosh kick)

Attendance - 3,792  
**Class 2A**  
 Fort Campbell 0 7 0 14 - 21  
 Newport Cent. Cath. 0 7 0 0 - 7  
 2nd 7:30 FC - Chris Allen 10 yd pass from C.J. Croft (Alan R. Johnson kick) 0:35 NCC - Matt Ritter 26 yd pass from Rob Kues (Chris Grosser kick) 4th 11:25 FC - Lorenzo Hines 7 yd pass from C.J. Croft (Alan R. Johnson kick) 2:54 FC - Dexter Durrante 67 yd run (Alan R. Johnson kick). Attendance - 5,679

**Class 3A**  
 Central 7 7 7 6 - 27  
 Belfry 0 10 0 7 - 17  
 1st 1:39 C - Darrell Taylor 48 yd run (Rizik Lado kick) 2nd 8:17 B - Dustin May 1 yd run (Glen Earnest kick) 6:44 B - Glen Earnest 28 yd field goal 0:00 C - Darrell Taylor 76 yd interception return (Rizik Lado kick) 3rd 10:05 C - Stephon Robinson 26 yd pass from Leland Banks (Rizik Lado kick) 4th 11:34 B - Dustin May 6 yd run (Glen Earnest kick) 1:30 C - Darrell Taylor 45 yd run (kick blocked).  
 Attendance - 7,619

**Class 4A**  
 Lone Oak 0 0 0 7 - 7  
 Lexington Catholic 14 21 7 7 - 49  
 1st 08:32 LC - Winston Guy 21 yd run (Lane Pumphrey kick) 5:17 LC - Shane Israel 1 yd run (Lane Pumphrey kick) 2nd 8:07 LC - Nic Ward 8 yd run (Lane Pumphrey kick) 4:37 LC - Shane Israel 27 yd run (Lane Pumphrey kick) 0:47 LC - Winston Guy 16 yd pass from Nic Ward (Lane Pumphrey kick) 3rd 1:59 LC - Shane Israel 20 yd run (Lane Pumphrey kick) 4th 11:16 LC - Shane Israel 5 yd run (Lane Pumphrey kick) 3:24 LO - Jamarielle Brown 49 yd pass from Corey Robinson (Jack Coorts kick)  
 Attendance - 7,603

**Class 5A**  
 Bowling Green 0 0 7 0 - 7  
 Highlands 7 14 7 0 - 28  
 1st 4:58 H - Josh Conner 1 yd run (Drew Bathiany kick) 2nd 5:43 H - Josh Conner 2 yd run (Drew Bathiany kick) 0:00 H - Terry O'Brian 44 yd pass from Clay Cecil (Drew Bathiany kick) 3rd 3:30 H - Clay Cecil 4 yd run (Drew Bathiany kick) 1:32 BG - Trent Steelman 7 yd run (Max Oldham kick)  
 Attendance - 6,231

**Class 6A**  
 St. Xavier 7 21 0 0 [0] - 28  
 Trinity (Louisville) 14 7 0 7 [6] - 34  
 1st 8:04 T - Tim Phillips 30 yd run (Zlatan Petrovic kick) 2:44 STX - Ben Zoeller 2 yd run (Wyatt Gray kick) 0:41 T - Nathan Dutton 5 yd pass from William Stein (Zlatan Petrovic kick) 2nd 8:17 STX - Kevin Brinkman 15 yd pass from Ben Zoeller (Wyatt Gray kick) 4:49 T - Tim Phillips 3 yd run (Zlatan Petrovic kick) 0:50 STX - Aaron Bottner 8 yd pass from Ben Zoeller (Wyatt Gray kick) 0:00 STX - Benjamin Brown 22 yd pass from Brent Sweeney (Wyatt Gray kick) 4th 0:32 T - Jeff Neagli 2 yd pass from William Stein (Zlatan Petrovic kick) OT 12:00 T - Wes Weitauf 1 yd run  
 Attendance - 15,696

**2006**  
**Class 1A**  
 Newport Central Catholic 7 10 0 20 - 37  
 Danville 0 13 21 0 - 34  
 1st 3:16 NCC - Michael Vickers 17 yd pass from Jared Harris (Dustin Zink kick) 2nd 7:12 NCC - Dustin Zink 20 yd field goal 6:59 D - Daylen Morris 95 yd kickoff return (Jordan Gay kick) 6:39 NCC - Michael Vickers 76 yd run (Dustin Zink kick) 5:27 D - Darren Ross 76 yd pass from Rich Witten (Jordan Gay kick failed) 3rd 6:02 D-Jeffrey Guest 5 yd run (Jordan Gay kick) 5:02 D - Zach Dawson 25 yd blocked punt return (Jordan Gay kick) 2:27 D - Daylen Morris 23 yd pass from Rich Witten (Jordan Gay kick) 4th 6:58 NCC - George Gardner 31 yd pass from Jared Harris (Dustin Zink kick) 2:58 NCC - George Gardner 16 yd pass from Jared Harris (Dustin Zink kick) 1:45 NCC - Michael Vickers 52 yd pass from Jared Harris (Phil Horan rush failed)  
 Attendance - 4,396

**Class 2A**  
 Russell 6 6 0 0 - 12  
 Mercer 8 7 0 0 - 15  
 1st 0:37 R- Aaron Beekman 16 yd run (Dwayne Evans kick failed) 0:35 M- Devin Patton 0 yd fumble recovery (Brandon Ford rush) 2nd 4:34 R- Kasey Clark 8 yd run (Tyler Jones rush failed) 3:41 M - Cory Jackson 53 yd run (Josh Ewing kick)  
 Attendance - 6,814

**Class 3A**  
 Covington Catholic 9 8 7 3 - 27  
 Bowling Green 0 0 8 0 - 8  
 1st 5:34 CC - Shane Popham 33 yd field goal 4:54 CC- Nathan Kater 14 yd fumble recovery (Josh Bleser rush failed) 2nd 8:40 CC- Kurt Bovard 16 yd pass from Josh Bleser (Peter Sutton pass from Josh Bleser) 3rd 5:18 CC- Brent Buckley 6 yd run (Shane Popham kick) 0:40 BG- Anthony Davis 46 yd pass from Trent Steelman (Chris Johnson pass from Trent Steelman) 4th 0:32 CC- Shane Popham 25 yd field goal  
 Attendance - 7,379

**Class 4A**  
 Trinity 10 17 7 7 - 41  
 Ryle 0 0 0 7 - 7  
 1st 2:49 T- Ryan Tydlacka 23 yd field goal 1:53 T- Alex Dutton 20 yd pass from Nick Petrino (Ryan Tydlacka kick) 2nd 10:09 T- Ryan Tydlacka 40 yd field goal 5:00 T- Tim Phillips 8 yd run (Ryan Tydlacka kick) 1:04 T- Kyle Flynn 38 yd pass from Nick Petrino (Ryan Tydlacka kick) 3rd 0:42 T- Nathan Dutton 20 yd pass from Nick Petrino (Ryan Tydlacka kick) 4th 9:43 T- Alex Dutton 45 yd pass from Nick Petrino (Ryan Tydlacka kick) 5:18 R- Scott Gray 14 yd run (Ross Uminger kick)  
 Attendance - 10,623

**2005**  
**Class 1A**  
 Mayfield 0 0 0 7 - 7  
 Newport Cent. Cath. 21 7 7 7 - 42  
 1st 7:26 NCC-Scott Gesenhues 16yd pass from Sam Diehl (Scott Gesenhues kick) 0:44 NCC - Kevin Bueter 66 yd pass from Sam Diehl (Scott Gesenhues kick) 0:04 NCC- Josh Canafax 54 yd punt return (Scott Gesenhues kick) 2nd 2:59 NCC- Sam Diehl 3 yd run (Scott Gesenhues kick) 3rd 7:27 NCC- 35 yd pass from Sam Diehl (Scott Gesenhues kick) 4th 8:26 NCC- Brandon Kohrs 32 yd pass from Sam Diehl (Scott Gesenhues kick) 2:23 M-Josh Hatchell 1 yd run (Tommy McNutt Kick)  
 Attendance - 4,709

**Class 2A**  
 Owensboro Catholic 7 0 0 7 - 14  
 Russell 7 6 7 7 - 27  
 1st 6:49 R-Kasey Clark 11 yd pass from Tommy Brown (Dwayne Evans kick) 5:14 OC-Jared Johnson 20 yd pass from David Woodward (Jared Johnson kick) 2nd 3:22 R- Kasey Clark 10 yd run (Dwayne Evans kick failed) 3rd 2:18 R-Kasey Clark 9 yd run (Dwayne Evans kick)  
 Attendance - 7,726

**Class 3A**  
 Bowling Green 0 7 0 14 - 21  
 Lexington Catholic 7 20 15 7 - 49  
 1st 0:37 LC - Shane Israel 10 yd run (Brian Behr kick) 2nd 10:16 BG - Chris Reynolds 12 yd run (Casey Tinius kick) 4:53 LC - Shane Israel 1 run (kick blocked) 2:02 LC - Shane Israel 8 yd run (Brian Behr kick) 1:51 LC - Winston Guy 22 yd fumble return (Brian Behr kick) 3rd 11:05 LC - Davis Page fumble recovery in end zone (Will Osborne pass from Justin Burke) 8:47 LC - Justin Burke 1 yd run (Brian Behr kick) 4th 7:06 BG - Chris Tucker 60 yd fumble return (Casey Tinius kick) 4:06 LC - Will Osborne 13 yd run (Brian Behr kick) 3:17 BG - Bradley Barlow 20 yd pass from Trent Steelman (Casey Tinius kick)  
 Attendance - 5,875

**Class 4A**  
 St. Xavier 6 0 0 0 - 6  
 Trinity (Louisville) 7 0 0 7 - 14  
 1st 8:47 STX - Vic Anderson 3 yd run (Tim Dougherty kick) 0:07 T - Eric Senn 10 yd pass from Nick Petrino (Eddie Webb kick) 4th



# STATE CHAMPIONSHIP GAME LINESCORES

7:22 T - Nick Petrino 37 yd run (Eddie Webb kick)  
Attendance - 21,424

## 2004

**Class 1A**  
Beechwood 7 7 3 6 - 23  
Danville 7 0 0 0 - 7  
1st 09:38 B - Eric Sawyer 54 yd pass from Patrick Muth (Patrick Muth kick) 01:11 D - Ronnie Hawkins 8 yd run (Zack Hampton kick) 2nd 02:13 B - Eric Sawyer 25 yd pass from Patrick Muth (Patrick Muth kick) 3rd 04:23 B - Patrick Muth 24 yd field goal 4th 07:33 Patrick Muth 3 yd run (Patrick Muth kick failed)  
Attendance - 5,917

**Class 2A**  
Owensboro Catholic 7 0 14 0 - 21  
Belfry 14 7 7 0 - 28  
1st 06:28 B - Doug Howard 43 yd run (Ronnie Edwards kick failed) 05:28 OC - Jacob Randolph 65 yd pass from Zach Barnard (Jared Johnson kick) 2:22 B - Doug Howard 9 yd run (David Jones rush) 2nd 00:30 B - David Jones 25 yd run (Ronnie Edwards kick) 3rd 10:06 B - Doug Howard 64 yd run (Ronnie Edwards kick) 07:58 OC - Jacob Randolph 4 yd pass from Zach Barnard (Jared Johnson kick) 00:48 OC - Heath Wright 12 yd pass from Zach Barnard (Jared Johnson kick)  
Attendance - 7,522

**Class 3A**  
Boyle County 0 6 0 0 - 6  
Highlands 3 3 9 7 - 22  
1st 06:17 H - Justin Auton 30 yd field goal 2nd 09:47 B - Seth Tamme 17 yd pass from Brandon Smeith (Adam Dickinson kick failed) 00:00 H - Justin Auton 32 yd field goal 3rd 04:48 H - James Hubbard 1 yd run (Justin Auton kick failed) 02:16 H - Justin Auton 38 yd field goal 4th 03:47 H - Jordan Kramer 4 yd run (Justin Auton kick)  
Attendance - 6,936

**Class 4A**  
St. Xavier 14 21 0 14 - 49  
Scott County 0 0 3 6 - 9  
1st 06:42 STX - Victor Anderson 61 yd run (Tim Dougherty kick) 04:06 STX - Victor Anderson 3 yd run (Tim Dougherty kick) 2nd 11:32 STX - Victor Anderson 34 yd run (Tim Dougherty kick) 09:29 STX - Justin Brown 1 yd run (Tim Dougherty kick) 05:09 STX - Justin Brown 3 yd run (Tim Dougherty kick) 3rd 03:11 SCOTT - Jesse Hawkins 22 yd field goal 4th 07:20 STX - Justin Brown 11 yd run (Tim Dougherty kick) 03:16 STX - Aaron Leonhardt 9 yd run (Jon Payne kick) 00:00 SCOTT - Rodney Haddix 84 yd pass from Cody Andrews  
Attendance - 11,024

## 2003

**Class 1A**  
Danville 0 14 14 14 - 42  
Beechwood 0 0 0 7 - 7  
2nd 08:02 D - Kelvin Turner 6 yd run (Zack Hampton kick) 00:23 D - Kelvin Turner 6 yd run (Zack Hampton kick) 3rd 06:34 D - Charles Penix 38 yd run (Zack Hampton kick) 05:18 D - Kelvin Turner 10 yd run (Zack Hampton kick) 4th 07:06 D - Charles Penix 11 yd run (Zack Hampton kick) 01:38 D - Kelvin Turner 3 yd run (Zack Hampton kick) 00:40 B - Andrew Daniels 10 yd pass from Jeff Wera (David Keam kick)  
Attendance - 5,145

**Class 2A**  
Elizabethtown 7 0 14 6 [0] - 27  
Belfry 0 12 8 7 [6] - 33  
1st 07:25 E - Jonathan Rusher 1 yd run (Robbie Witt kick) 2nd 11:13 B - Doug Howard 21 yd run (Ronnie Edwards kick failed) 04:25 B - David Jones 8 yd run (David Jones rush failed) 3rd 06:55 E - DeAndre Patterson 27 yd run (Robbie Witt kick) 02:12 B - David Jones 5 yd run (David Jones rush) 01:23 E - Jerry Turner 56 yd pass from Chris Todd (Robbie Witt kick) 4th 11:52 E - A.J. French 40 yd pass from Chris Todd (Robbie Witt kick failed) 05:30 B - David Jones 9 yd run (Ronnie Edwards kick) OT 12:00 B - David Jones 1 yd run  
Attendance - 5,055

**Class 3A**  
Boyle County 0 14 14 16 - 44  
Highlands 3 7 0 0 - 10  
1st 00:00 H - Ad. Rosenhagen 20 yd field goal 2nd 11:43 B - Brandon Smith 76 yd run (Adam Dickinson kick) 10:32 H - Jordan Nevels 1 yd run (Ad. Rosenhagen kick) 05:37 B - Brandon Smith 1 yd run (Adam Dickinson kick) 3rd 07:33 B - Brandon Smith 4 yd run (Adam Dickinson kick) B - Quinn Givhan 6 yd run (Adam Dickinson kick) 4th 07:10 B - Team safety 05:34 B - Brad Cloud 11 yd pass from Brandon Smith (Adam Dickinson kick) 02:20 B - Brandon Smith 2 yd run (Adam Dickinson kick)  
Attendance - 10,057

**Class 4A**  
St. Xavier 7 7 0 0 - 14  
Trinity (Louis.) 7 7 3 0 - 17  
1st 07:10 T - Donald Barnett 19 yd run (Vince Heller kick) 01:53 STX - Dan Bick 2 yd run (Leo Fante kick) 2nd 10:16 STX - KJ Austin-Bruce 15 yd run (Leo Fante kick) 07:58 T - Steve Orndorff 2 yd pass from Brian Brohm (Vince Heller kick) 3rd 06:12 T - Vince Heller 37 yd field goal  
Attendance - 26,430

## 2002

**Class 1A**  
Beechwood 0 0 7 0 - 7  
Mayfield 0 7 0 7 - 14  
2nd 06:49 M - Jerome Saxton 64 yd pass from Greg Cook (Adam Ivey kick) 3rd 04:22 B - Kevin Martella 18 yd run (Chase Weber kick) 4th 02:28 M - Derrick Parrott 1 yd run (Adam Ivey kick)  
Attendance - 4,137

**Class 2A**  
Breathitt County 14 25 6 6 - 51  
Corbin 0 0 0 0 - 0  
1st 08:15 B - Brandon Thomas 47 yd punt return (David Little kick) 02:36 B - Justin Haddix 1 yd run (David Little kick) 2nd 11:31 B - Darren Back 2 yd run (David Little kick) 10:08 B - Dustin Breathitt 7 yd pass from Justin Haddix (David Little kick failed) 04:12 B - Cour. Johnson 4 yd run (David Little kick failed) 01:27 B - Justin Haddix 1 yd run (Justin Haddix pass failed) 3rd 04:45 B - Cour. Johnson 6 yd pass from Justin Haddix (David Little kick failed) 4th 07:28 B - Brandon Thomas 22 yd pass from Justin Haddix (David Little kick blocked)  
Attendance - 5,340

**Class 3A**  
Rockcastle County 0 0 0 0 - 0  
Boyle County 14 0 7 0 - 21  
1st 08:31 B - Michael P. Webb 5 yd run (David Jennings kick) 05:33 B - Jacob Tamme 33 yd pass from Brandon Smith (David Jennings kick) 3rd 08:20 B - Jacob Tamme 20 yd pass from Brandon Smith (David Jennings kick)  
Attendance - 8,722

**Class 4A**  
Trinity (Louis.) 14 12 19 14 - 59  
Male 7 7 21 21 - 56  
1st 08:27 T - Daniel Mudd 32 yd pass from Brian Brohm (K.H. Williams kick) 01:28 M - Sergio Spencer 20 yd run (Todd Flannery kick) 01:04 T - Tashawn McBroom 72 yd pass from Brian Brohm (K.H. Williams kick) 2nd 04:42 M - COREY JAMES 21 yd pass from Michael Bush (Todd Flannery kick) 04:03 T - Tashawn McBroom 45 yd pass from Brian Brohm (Team kick failed) 00:27 T - Stuart Diersen 18 yd pass from Brian Brohm (Brian Brohm pass failed) 3rd 09:48 M - Sergio Spencer 18 yd pass from Michael Bush (Todd Flannery kick) 00:27 T - Stuart Diersen 18 yd pass from Brian Brohm (Brian Brohm pass failed) 3rd 09:48 M - Sergio Spencer 18 yd pass from Michael Bush (Todd Flannery kick) 09:24 T - DANIEL MUDD 36 yd pass from (Brian Brohm pass failed) 04:57 T - Tashawn McBroom 77 yd pass from Brian Brohm (K.H. Williams kick) 03:35 M - Bryant Beck 14 yd pass from Michael Bush (Sergio Spencer pass from Michael Bush) 03:13 T - Daniel Mudd 85 yd pass from Brian Brohm (K.H. Williams pass failed) 01:06 M - Andrew Patton 11 yd pass from Michael Bush (Michael Bush pass failed) 4th 11:58 T - Brian Brohm 1 yd run (K.H. Williams kick) 10:02 M - Michael Bush 1 yd run (Todd Flannery kick) 08:19

M - BRYANT BECK 14 yd pass from Michael Bush (Todd Flannery kick) 02:31 T - Norb Elbert 1 yd run (K.H. Williams kick) 01:24 M - Corey James 13 yd pass from Michael Bush (Todd Flannery kick) T - Daniel Mudd 36 yd pass from Brian Brohm (Brian Brohm pass failed) 04:57 T - Tashawn McBroom 77 yd pass from Brian Brohm (K.H. Williams kick) 03:35 M - Bryant Beck 14 yd pass from Michael Bush (Sergio Spencer pass from Michael Bush) 03:13 T - Daniel Mudd 85 yd pass from Brian Brohm (K.H. Williams pass failed) 01:06 M - Andrew Patton 11 yd pass from Michael Bush (Michael Bush pass failed) 4th 11:58 T - Brian Brohm 1 yd run (K.H. Williams kick) 10:02 M - Michael Bush 1 yd run (Todd Flannery kick) 08:19 M - Bryant Beck 14 yd pass from Michael Bush (Todd Flannery kick) 02:31 T - Norb Elbert 1 yd run (K.H. Williams kick) 01:24 M - Corey James 13 yd pass from Michael Bush (Todd Flannery kick)  
Attendance - 20,511

## 2001

**Class 1A**  
Newport C. Catholic 0 0 7 6 - 13  
Danville 7 7 0 0 - 14  
(1) 02:33 D - Jeremy Vaught pass from Adam Schott (Bennett Clark kick), 2nd 07:53 D - Kelvin Turner 57 yd run (Bennett Clark kick), 3rd 02:29 NCC - Steve Everson 2 yd run (Matt Heister kick), 4th 06:23 NCC - Kevin Smith 7 yd pass from Jeff Smith (Matt Heister kick failed)  
Attendance - 5,172

**Class 2A**  
Prestonsburg 0 0 8 8 - 16  
Bardstown 6 29 6 6 - 47  
Scoring Summary: 1st 05:35 B - Joseph Blackmon 9 yd pass from John W. Monin (Lincoln Buzick kick failed), 2nd 11:48 B - Maurice Crowe 30 yd pass from John W. Monin (Joseph Blackmon pass), 11:36 B - Jamie Cotton 8 yd run (Lincoln Buzick kick), 05:47 B - Jamie Cotton 6 yd run (Lincoln Buzick kick), 03:03 B - Randy Tonge 2 yd run (Lincoln Buzick), 3rd 10:37 B - Jamie Cotton 57 yd run (Lincoln Buzick kick failed), 04:04 P - Joey Willis 1 yd run (Austin Clark pass), 4th 11:20 P - Joey Willis 2 yd run (Matt Slone pass), 07:34 B - Maurice Crowe 5 yd run (Lincoln Buzick kick blocked)  
Attendance - 6,150

**Class 3A**  
Rockcastle County 0 0 0 14 - 14  
Boyle County 24 18 7 0 - 49  
1st 07:43 BC - David Jennings 37 yd field goal, 05:33 BC - Caset McCoy 2 yd run (David Jennings kick), 01:45 BC - Jacob Tamme 10 yd pass from Jeff Duggins (David Jennings kick), 00:33 BC - Casey McCoy 1 yd run (David Jennings kick), 2nd 09:03 BC - David Jennings 32 yd field goal, 02:54 BC - Adam Tamme 21 yd pass from Jeff Duggins (Brad Cloud rush), 00:53 BC - Jacob Tamme 14 yd pass from Jeff Duggins (David Jennings kick), 3rd 09:05 BOYLE - Jeff Duggins 28 yd pass from Jacob Tamme (David Jennings kick), 4th 11:08 RC - Marty Reagan 1 yd run (Jens Strietzel kick), 00:20 RC - Josh Hale 46 yd pass from Aaron Anderkin (Jens Strietzel kick)  
Attendance - 9,140

**Class 4A**  
Trinity (Louis.) 18 6 14 7 - 45  
Male 13 0 0 6 - 19  
1st 08:53 T - Alex Hennessey 5 yd pass from Brian Brohm (Karl Williams kick failed), 02:29 M - Chris Barclay 32 yd pass from Michael Bush (Todd Flannery kick failed), 01:36 T - Tashawn McBroom 71 yd pass from Brian Brohm (Brian Brohm pass failed), 01:24 M - Chris Barclay 95 yd kickoff return (Todd Flannery kick), 00:26 T - DeQuese May 42 yd run (DeQuese May rush failed), 2nd 05:48 T - DeQuese May 6 yd run (Karl Williams kick failed), 3rd 10:21 T - DeQuese May 9 yd run (Chris Payne kick failed), 04:04 T - Alex Hennessey 82 yd pass from Brian Brohm (Jeff Sorg pass), 4th 10:14 T - DeQuese May 0 yd fumble recovery (Karl Williams kick), 05:15 M - Michael Bush 1 yd run (Michael Bush pass failed)  
Attendance - 20,485

## 2000

**Class 1A**  
Danville 0 7 7 9 - 23  
Newport Covington Cath. 3 0 6 0 - 9



# STATE CHAMPIONSHIP GAME LINESCORES

(1) NCC-08:51 Rob Schumacher 39 yd field goal; (2) DAN-01:12 Buddy Trumbo 1 yd run (Bennett Clark kick); (3) DAN-06:10 Julio Gallegos 79 yd fumble recovery (Bennett Clark kick), NCC-0:50 Andy Brennenstuhl 8 yd pass from Jeff Smith (Jeff Smith pass failed); (4) DAN-11:51 Bennett Clark 30 yd field goal, DAN-07:23 Stephen Grubbs 33 yd pass from Adam Schott (Bennett Clark kick failed)  
Attendance - 7,714

**Class 2A**  
Glasgow 0 0 6 0 - 6  
Boyle County 10 14 7 7 - 38  
(1) BC-11:47 Matt Miller 92 yd kickoff return (Taylor Begley kick), BC-01:14 Taylor Begley 26 yd field goal; (2) BC-08:22 Matt Quinn 1 yd run (Taylor Begley kick), BC-03:04 Matt Miller 27 yd pass from Jeff Duggins (Taylor Begley kick); (3) GLAS-07:29 Randy Depp 59 yd run (Jeff Bragg pass failed), BC-00:08 Jeff Duggins 2 yd run (Taylor Begley kick); (4) BC-07:48 Matt Quinn 7 yd run (Taylor Begley kick)  
Attendance - 6,728

**Class 3A**  
Owensboro 7 7 13 0 - 27  
Highlands 14 14 13 7 - 48  
(1) H-09:05 Brett Hamblen 7 yd run (Derek Chuke kick failed), O-07:11 Bo Smith 1 yd run (Logan Johnson kick), H-03:09 Kevin Mulrone 22 yd pass from Gino Guidugli (Kevin Mulrone pass); (2) H-10:38 Burke Lofland 10 yd pass from Gino Guidugli (Derek Chuke kick), O-03:21 Bo Smith 60 yd run (Logan Johnson kick), H-01:07 Kevin Mulrone 4 yd pass from Gino Guidugli (Derek Chuke kick), (3) O-07:42 Logan Johnson 30 yd field goal, H-05:42 Brent Grover 1 yd fumble recovery (Derek Chuke kick failed), O-02:02 Logan Johnson 38 yd field goal, H-01:12 Eamon Mueller 6 yd run (Derek Chuke kick), O-01:00 Justin Miller 84 yd kickoff return (Logan Johnson kick); (4) H-05:17 Eamon Mueller 19 yd run (Derek Chuke kick)  
Attendance - 5,457

**Class 4A**  
Male 14 20 0 0 - 34  
Trinity (Louisville) 0 0 0 14 - 14  
(1s) M-09:06 Montrell Jones 11 yd pass from Brandon Blackerby (Matt Hawkins kick), M-00:22 Mike Bush 31 yd pass from Brandon Blackerby (Matt Hawkins kick), (2) M-10:39 Montrell Jones 19 yd pass from Brandon Blackerby (Matt Hawkins kick), M-07:22 Chris Barclay 1 yd run (Matt Hawkins kick failed), M-05:04 Montrell Jones 41 yd punt return (Matt Hawkins kick); (4) T-02:53 Alex Hennessey 22 yd run (Vince Phillips pass), T-01:55 James Murray 10 yd run (Geoff Riddle pass failed)  
Attendance - 10,119

**1999**  
**Class 1A**  
Beechwood 6 13 13 13 - 45  
Hancock County 7 8 0 7 - 22  
(1) HC-08:37 Travis Atwell 1 yd run (Joel Bivins kick), BEECH-06:25 Ben List 1 yd run (Adam Robb kick blocked); (2) BEECH-10:39 Ben List 1 yd run (TM rush fumbled) HC-05:17 Jason Morris 32 yd pass from Travis Atwell (Dustin Jackson pass), BEECH-03:35 Joe Hampel 20 yd pass from Mike Nie (Adam Robb kick); (3) BEECH-09:11 Nick Sketch 11 yd run (Adam Robb kick failed), BEECH-05:58 Ben List 25 yd run (Adam Robb kick); (4) HC-11:21 Reggie Williams 5 yd pass from Travis Atwell (Joel Bivins kick), BEECH-05:36 Ben List 1 yd run (Adam Robb kick) BEECH-02:12 Max Mann 1 yd run (Adam Robb kick failed)  
Attendance - 7,445

**Class 2A**  
Boyle County 0 21 0 8 - 29  
Glasgow 0 6 0 0 - 6  
(2) BC-10:50 Justin Anderson 0 yd fumble recovery (Taylor Begley kick), BC-07:14 Rafe Holderman 66 yd missed FG return (Taylor Begley kick), GLAS-02:48 Jason Huffman 1 yd run (Tim Pierce kick failed), BC-01:06 Matt Quinn 1 yd run (Taylor Begley kick); (4) BC-02:19 Boomer Johnson 22 yd pass from Jeff Duggins (Bobby Leffew pass)  
Attendance - 8,264

**Class 3A**  
Highlands 21 0 20 7 - 48  
Owensboro 7 3 0 0 - 10  
(1) HIGH-11:47 Brett Hamblen 91 yd kickoff return (Brennan Jones kick), HIGH-06:31 Gino Guidugli 1 yd run (Brennan Jones kick), OWEN-01:03 Getty Cavitt 2 yd run (Logan Johnson kick), HIGH-00:00 Brent Grover 41 yd pass from Gino Guidugli (Brennan Jones kick); (2) OWEN-07:37 Logan Johnson 37 yd field goal; (3) HIGH-10:32 Jess Meloche 9 yd fumble recovery (TM rush failed), HIGH-05:52 Gino Guidugli 2 yd run (Brennan Jones kick), HIGH-04:50 Adam Johnston 33 yd interception return (Brennan Jones kick); (4) HIGH-05:37 Jess Meloche 1 yd run (Brennan Jones kick)  
Attendance - 4,850

**Class 4A**  
Bryan Station 0 6 15 7 [3] - 31  
St. Xavier 0 14 0 14 [6] - 34  
(2) STX-08:43 Benny Butler 15 yd run (Justin Bickett kick), BS-07:47 Eric Shelton 77 yd run (Ryan Pearl kick blocked), STX-00:08 Ryan Payne 1 yd run (Justin Bickett kick); (3) BS-06:58 J.T. Haskins 3 yd run (Eric Shelton rush), BS-02:46 Eric Shelton 3 yd run (Ryan Pearl kick); (4) STX-09:04 Eric Saling 1 yd run (Justin Bickett kick), BS-05:16 Rob. Haskins 49 yd pass from J.T. Haskins (Ryan Pearl kick), STX-01:14 Nick Legel 2 yd run (Justin Bickett kick); OT-BS - Ryan Pearl 24 yd field goal, OT-STX - Ryan Payne 1 yd run  
Attendance - 11,640

**1998**  
**Class 1A**  
Mayfield 0 0 6 0 - 6  
Middleboro 7 13 0 7 - 27  
(1) MID-3:36 David Kelley 5-yard run (Dustin Wynn kick); (2) MID-10:37 Wynn 33-yard FG, MID-7:22 Scott Powell 60-yard run (Wynn kick), MID-1:16 Wynn 32-yard FG; (3) MAY-0:15 Bo Neely 14-yard run (Ryan Ivey kick); (4) MID-1:51 Powell 54-yard run (Wynn kick)  
Attendance - 6,170

**Class 2A**  
Caldwell County 0 7 6 25 - 38  
Danville 7 7 0 14 - 28  
(1) D-6:59 Jeremy Britt 1-yard run (Will Lucas kick); (2) D-11:43 Brian Rowland 86-yard run (Lucas kick), C-2:46 Craig Wyatt 52-yard pass from Stewart Childress (Kelly Davis kick); (3) C-5:08 Craig Wyatt 36-yard pass from Childress (kick blocked); (4) D-11:52 Britt 29-yard run (Lucas kick), C-10:43 Childress 72-yard run (pass failed), D-9:07 Britt 57-yard run (Lucas kick), C-6:36 Jerold Fuqua 31-yard run (kick failed), C-4:11 Fuqua 23-yard fumble recovery (kick failed), C-0:55 Fuqua 9-yard run (Davis kick)  
Attendance - 6,742

**Class 3A**  
Waggener 0 0 0 7 - 7  
Highlands 7 21 14 14 - 56  
(1) H-5:20 Jared Lorenzen 17-yard run (Brennan Jones kick); (2) H-8:07 Lorenzen 1-yard run (Jones kick), H-4:26 Brian Ulbricht 8-yard run (Jones kick), H-1:33 Lorenzen 1-yard run (Jones kick); (3) H-11:46 Noah Gibson 91-yard kickoff return (Jones kick), H-0:34 Ulbricht 3-yard run (Jones kick); (4) H-7:41 Gibson 32-yard run (Jones kick), H-6:37 Brenden Zenni 14-yard run (Jones kick), W-4:57 DjVan Means 11-yard run (Aaron Pentecost kick)  
Attendance - 7,564

**Class 4A**  
Male 7 10 7 7 - 31  
Tates Creek 0 7 0 0 - 7  
(1) M-2:12 Jason Harris 24-yard pass from Gerry Ahrens (Jeff Jecker kick); (2) M-8:49 Garner Byars 42-yard pass from Ahrens (Jecker kick), TC-5:56 Jamarr Alexander 48-yard pass from Ben Reust (Aaron Camenisch kick), M-1:48 Jecker 33-yard FG; (3) M-8:35 Montrell Jones 46-yard interception return (Jecker kick); (4) M-3:30 D'Juan Ditto 12-yard pass from Ahrens (Matt Hawkins kick)  
Attendance - 8,231

**1997**  
**Class 1A**  
Beechwood 0 0 20 6 - 26

Harrodsburg 0 0 0 0 - 0  
Scoring  
(3) B-Adam Wulfeck 11-yard run (kick failed) 4:16; B-Wulfeck 3-yard run (Josh Bishop Carry) 2:51; B-Wulfeck 2-yard run (kick failed) 1:29; (4) B-Wulfeck 7-yard run (kick failed)  
Attendance - 4,879

**Class 2A**  
Bourbon County 13 6 0 20 - 39  
Owensboro Cath. 0 7 7 14 - 29  
(1) B-Carter Conley 1-yard run (Kyle St. John kick) 9:05; B-Tim Perysian 3-yard run (run failed) 1:53; (2) OC-Chad Dickens 1-yard run (Shawn Payne kick) 4:40; B-Conley 1-yard run (pass failed) 0:19; (3) OC-Billy Boarman 1-yard run (Payne kick) 7:28; (4) B-Conley 15-yard run (pass failed); OC-Jason O'Bryan 42-yard pass from Dickens (Matt Wilkins pass from Dickens) 7:37; B-Jeremy Wigglesworth 86-yard return of blocked FG (Nick Kendall kick) 3:43; B-Tim Perysian 36-yard run (kick failed) 1:19; OC-O'Bryan 24-yard pass from Dickens (pass failed) 0:59  
Attendance - 7,355

**Class 3A\***  
Covington Catholic 7 7 7 0 - 21  
Hopkinsville 0 0 7 6 - 13  
(1) CC-Jeremy Madden 28-yard run (Kevin Goetz kick) 1:25; (2) CC-Madden 1-yard run (Goetz kick) 4:48; (3) CC-Pat McDermott 36-yard run (Goetz kick) 10:02; H-Artose Pinner 76-yard run (Mitch Cotthoff kick) 1:18; (4) H-Travis Hampton 11-yard run (kick failed) 8:59  
Attendance - 5,135

\*Please note that due to KHSAA sanctions imposed on Hopkinsville that the runner-up finish has been vacated. The official score is Covington Catholic 1, Hopkinsville 0.

**Class 4A**  
Trinity 0 0 0 0 - 0  
St. Xavier 0 0 3 0 - 3  
(3) STX-Ben Bosscher 26-yard FG 2:22  
Attendance - 22,760

**1996**  
**Class 1A**  
Harrodsburg 0 6 0 8 [0] - 14  
Beechwood 7 0 7 0 [7] - 21  
(1) B-John Wisher 1-yard run (Adam Wulfeck kick) 3:08; (2) H-Charlie Holiday 3-yard run (kick failed) 5:53; (3) B-Wischer 2-yards run (Wulfeck kick) 4:01; (4) H-Lamar Stigall 8-yard run (K. Dunn run) 6:49; (OT) B-Wulfeck 8-yard run (Wulfeck kick)  
Attendance - 3,950

**Class 2A**  
Ft. Knox 14 0 7 0 - 21  
Breathitt County 0 12 0 13 - 25  
(1) F-Derek Homer 1-yard run (Chris Steiner kick) 8:58, F-Yarnell Collins 8-yard run (Steiner kick) 1:49; (2) B-Tim Barnett 25 pass from K. Moore (pass failed) 3:33, B-Phillip Watts 43 pass from Moore (pass failed) 2:11; (3) F-Homer 4-yard run (Steiner kick) 5:58; (4) B-Watts 35 pass from Moore (pass failed) 9:18, B-Watts 20 pass from Moore (J.K. Little kick) 0:15  
Attendance - 5,335

**Class 3A**  
Hopkinsville 7 7 0 0 - 14  
Highlands 0 7 14 0 - 21  
(1) HP-Travis Hampton 6-yard run (Russ Guffey kick) 3:28; (2) HP-Hampton 20-yard run (Guffey kick) 6:25, HI-Randy Stegman 69 pass from P.J. Sauer (Damon Chuke kick) 0:45; (3) HI-Justin Frisk 5-yard run (Chuke kick) 8:49, HI-Frisk 5-yard run (Chuke kick) 0:10  
Attendance - 8,235

**Class 4A**  
Nelson County 7 7 0 14 [7] - 35  
Paul Dunbar 3 14 3 8 [6] - 34  
(1) PD-Kevin Art 41-yard FG 2:55; NC-Cody Brown 89-yard kickoff return (Kaleen Matthews kick) 2:42; (2) PD-Dougie Allen 37-yard pass from Ben Meighan (Art kick) 11:53; NC-Anthony Boggs 70-yard run (Matthews kick) 11:02; PD-Allen 22-yard pass from



### STATE CHAMPIONSHIP GAME LINESCORES

Meighan (Art kick) 7:30; (3) PD-Art 28-yard FG 6:16; (4) NC-Jarrod Benningfield 10-yard pass from Gabe Stone (Matthews kick) 6:01; NC-Stone 27-yard interception return (Matthews kick) 3:46; PD-Allen 15-yard pass from Meighan (Rod Johnson run) 1:08; (OT) NC-Benningfield 1-yard run (Mathews kick); PD-Allen 10-yard pass from Meighan (kick failed)  
Attendance - 8,145

#### 1995

**Class 1A**  
Beechwood 6 8 0 13 - 27  
Mayfield 6 8 6 8 - 28  
(1) M-Mike Bright 3-yard run (kick failed) 7:08; B-Brian Bishop 53-yard pass from John Wischer (kick failed) 5:22; (2) B-Wischer 1-yard run (Lubrecht run) 9:10; M-Jeff Concentine 40-yard pass from Mike Kemp (Mike Bright run) 0:11; (3) M-Terrell Starks 14-yard run (kick failed) 5:29; (4) Brian Bishop 35-yard pass from Wischer (Blake Berger kick) 3:29; M-Mike Bright 2-yard run (Concentine pass from Schloesser) 2:29; B-Dustin Jones 11-yard pass from Wischer (pass failed) 1:19  
Attendance - 5,850

**Class 2A**  
Breathitt Co. 0 6 14 8 [7 7] - 42  
Franklin-Simpson 7 7 0 14 [7 0] - 35  
(1) FS-Phil Smith 5-yard run (Michael Eubanks kick) 5:32; (2) FS-Nick Thurmond 1-yard run (Eubanks kick) 7:47; B-Phillip Watts 14-yard pass from Waylon Chapman (kick failed) 5:23; (3) B-James Harris 13-yard run (run failed) 9:20; B-Kenneth Combs 1-yard run (Waylon Chapman kick) 4:59; (4) FS-Chad Spencer 11-yard interception return (Eubanks kick) 10:39; FS-Phil Smith 9-yard run (Eubanks kick) 3:02; B-Darrin Sayers 38-yard pass from Chapman (J. Chapman run) 1:59; (OT) FS-Phil Smith 3-yard run (Eubanks kick); B-Jonathan Chapman 2-yard run (Nate Poe kick); B-Phillip Watts 6-yard pass from Waylon Chapman (Poe kick)  
Attendance - 5,850

**Class 3A**  
Highlands 0 6 6 0 - 12  
Bowling Green 0 7 7 14 - 28  
(2) B-Derrick Kennedy 20-yard pass from Sylvester Gray (Will Wade kick) 7:35; H-Justin Frisk 15-yard pass from P.J. Sauer (kick failed) 0:04; (3) B-Brian Harpool 10-yard run (Wade kick) 8:32; H-Randy Stegman 5-yard pass from Sauer (pass failed) 1:12; (4) B-Delvin Colton 18-yard run (Wade kick) 1:58; B-Harpool 2-yard run (Wade kick) 1:16  
Attendance - 6,375

**Class 4A**  
Henry Clay 0 0 0 0 - 0  
St. Xavier 12 7 0 7 - 26  
(1) STX-Tendai Charasika 1-yard run (kick failed); 9:22; STX-Charasika 3-yard run (run failed) 1:27; (2) STX-Casey Henderick 41-yard fumble return (Andrew Wheeler kick) 5:11; (4) STX-Jay Arnold 5-yard pass from Kirk Esaray (Wheeler kick) 1:12  
Attendance - 9,135

#### 1994

**Class 1A**  
Murray 7 0 7 2 - 16  
Beechwood 6 6 6 0 - 18  
(1) M-Chris Cheany 2-yard run (Greg Miller kick) 4:39; B-Brett Brockhoeft 65-yard pass from Greg Hergott (kick failed) 2:03; (2) B-Jeff Lubrecht 10-yard run (run failed) 8:41; (3) M-Allen Thompson 13-yard run (Miller kick) 5:38; B-Brockhoeft 52-yard run (run failed) 4:17; (4) M-Hergott takes snap and runs into endzone for safety 0:00  
Attendance - 5,000

**Class 2A**  
Bullitt East 0 0 0 7 - 7  
Danville 7 6 12 14 - 39  
(1) D-Derrick Huston 19-yard run (Jonathan Vanderpool kick) 10:58; (2) D-Jose Pope 27-yard pass from Mike Floro (kick failed) 0:53; (3) D-Ben Kinley 11-yard run (run failed) 5:11; D-Jonathan Vanderpool 14-yard pass from Floro (pass failed) 0:38; (4) D-Corey Harris 4-yard run (Vanderpool kick) 10:03; D-Floro 1-yard run (Vanderpool kick) 8:19; BE-Eric McCauley 33-yard pass from

Brandon Egan (Newton Farious kick) 5:48  
Attendance: 6,550

**Class 3A**  
Bowling Green 7 6 8 0 - 21  
Covington Catholic 0 9 8 7 - 24  
(1) BG-Brian Harpool 22-yard pass from Ryan Wiesemann (Wiesemann kick) 4:34; (2) BG-Wiesemann 1-yard run (kick failed) 9:58; CC-John Dailey 1-yard pass from Kevin Cogswell (kick failed); 3:23; CC-Terry Farro 40-yard FG 0:02; (3) BG-Wiesemann 3-yard run (Wiesemann pass to Bailey) 5:30; CC-Cogswell 3-yard run (John Dailey run) 0:00; (4) CC-Galen Healey 2-yard run (Farro kick) 4:15  
Attendance - 6,875

**Class 4A**  
Trinity 14 0 0 7 - 21  
Boone County 0 7 0 0 - 7  
(1) T-Shawn Johnson 89-yard kickoff return (Bironas kick) 11:47; T-Chris Cash 1-yard run (Bironas kick) 1:56; (2) BC-Shaun Alexander 1-yard run (Aaron Byrd kick) 2:53; (4) Johnson 56-yard run (Bironas kick) 3:58  
Attendance - 11,425

#### 1993

**Class 1A**  
Beechwood 7 0 6 0 - 13  
Bardstown 0 6 6 0 - 12  
(1) BW-Jeff Lubrecht 7-yard run (Shane Bishop kick) 3:01; (2) BT-Toine Culbert-William Redd 21-yard pass play from Jeff Floyd (kick failed) 0:07; (3) BW-Brett Brockhoeft 2-yard run (kick failed) 5:48; BT-Reggie Boggs 6-yard run (run failed) 0:05  
Attendance - 3,860

**Class 2A**  
Prestonsburg 0 0 6 6 - 12  
Mayfield 0 0 0 13 - 13  
Scoring  
(3) P-Seth Hyden 7-yard run (kick failed) 6:09; (4) P-Thomas Ratliff 13-yard run (run failed) 8:32; M-Ceaphus Tyler 3-yard run (Carson Gream kick) 7:42; M-Montez Benjamin 4-yard run (run failed) 4:38  
Attendance - 3,975

**Class 3A**  
Covington Catholic 14 14 0 0 - 28  
Lincoln County 7 0 0 6 - 13  
(1) CC-Mitchell Jobe 56-yard run (Rob Farrell kick) 8:31; LC-Jeremy Simpson 33-yard run (Dave Francis kick) 5:08; CC-Dustin Hicks 10-yard fumble return (Farrell kick) 0:09; (2) CC-Jobe 5-yard run (Farrell kick) 8:28; CC-Jobe 56-yard run (Farrell kick) 2:53; (4) LC-Julian Gander 6-yard run (2-pt conversion failed) 1:05  
Attendance - 4,150

**Class 4A**  
Male 0 0 14 15 - 29  
Shelby County 0 0 7 0 - 7  
(3) M-Ibn Green 23-yard pass from Chris Redman (Robert Walker kick) 10:36; M-Green 20-yard pass from Redman (Walker kick) 4:33; SC-Montas Allen 25-yard blocked punt return (Brad Hooligan kick) 0:07; (4) M-Dameon Wardlow 96-yard fumble return (Twyon Grady from Jason Schmitt) 4:33; M-Alvin Lloyd 47-yard run (Walker kick) 2:24  
Attendance - 3,820

#### 1992

**Class 1A**  
Bardstown 0 14 0 0 - 14  
Beechwood 7 7 0 7 - 21  
(1) BW-Greg Hergott 15-yard run (Wulfeck kick) 8:05; (2) BT-T.J. Allen 4-yard run (pass failed) 9:06; BW-Brandon Berger 29-yard run (Wulfeck kick) 6:42; BT-William Redd 3-yard run (Redd run) 2:48; (4) BW-Brad Wulfeck 10-yard run (Wulfeck kick) 3:52  
Attendance - 5,590

**Class 2A**  
Mayfield 0 7 0 0 - 7  
Danville 7 0 0 27 - 34

(1) M-Chris Barnes 8-yard run (Gream kick) 1:03; (2) D-Colin Rogers 6-yard run (Vanderpool kick) 6:10; (4) D-Colin Rogers 3-yard run (Vanderpool kick) 10:08; D-Ben Kinley 23-yard run (Vanderpool kick) 5:58; D-Joel Gray 44-yard run (run failed) 2:46; D-Ben Kinley 63-yard interception return (Vanderpool kick) 1:29  
Attendance - 4,840

**Class 3A**  
Paducah Tilghman 0 0 0 6 - 6  
Highlands 7 0 0 8 - 15  
(1) HI-Corey Scarlato 1-yard run (Huddleston kick) 2:33; (2) HI-Matt Huddleston 44-yard FG blocked 8:22; (3) HI-Huddleston 28-yard FG no good 10:18; (4) HI-Adam Crawford 1-yard run (Duffy pass to Grimm) 5:53; PT-George Hamilton 6-yard pass from B.J. Haskins (2-pt. Conversion failed) 1:43  
Attendance - 4,475

**Class 4A**  
St. Xavier 0 0 0 3 - 3  
Boone County 0 0 0 0 - 0  
(2) BC-Dave Merlo 34-yard FG failed 3:22; (4) BC-Aaron Byrd 40-yard FG failed 11:56; STX-Will Fishback 30-yard FG 8:21  
Attendance - 6,685

#### 1991

**Class 1A**  
Pikeville 0 0 0 6 - 6  
Beechwood 6 14 14 0 - 34  
(1) BW-Joe Johnson 1-yard run (kick failed) 8:32; (2) BW-Brandon Berger 74-yard run (pass failed) 10:49; BW-Craig Wilmhoff 1-yard run (Berger run) 5:40; (3) BW-Brandon Berger 68-yard run (Wilmhoff pass to Berger) 10:36; BW-Berger 64-yard run (kick failed) 5:09; (4) P-Darrell Ratliff 6-yard run (run failed) 9:44  
Attendance - 3,725

**Class 2A**  
Mayfield 0 0 7 7 - 14  
Danville 7 3 7 0 - 17  
(1) D-Marty Bradshaw 5-yard run (Jon Vanderpool kick) 2:21; (2) D-Jon Vanderpool 22-yard FG 11:14; (3) M-Chris Barnes 1-yard run (Gream Carson kick) 3:48; D-Paul Morse 29-yard run (Vanderpool kick) 1:07; (4) M-Ojay Lancaster 10-yard pass from Ben Brown (Gream kick) 3:46  
Attendance - 2,765

**Class 3A**  
Bell County 7 14 0 14 - 35  
Meade County 7 0 6 0 - 13  
BC-Robbins 2-yard run (Smith kick); MC-Abell 2-yard run (Gable kick); BC-Jones run (pass failed); BC-Robbins 1-yard run (Robbins run); MC-Valentine 1-yard run (kick failed); BC-Robbins 1-yard run (Jones run); BC-Smith 1-yard run (kick failed)  
Attendance - 6,125

**Class 4A**  
George R. Clark 6 0 8 14 - 28  
St. Xavier 0 14 7 0 - 21  
(1) GRC-Tim Hampton 74-yard run (kick failed) 3:51; (2) STX-Carl Daley 5-yard run (Mike Conklin kick) 10:52; STX-Lee Wagner 2-yard run (Conklin kick) 7:13; (3) GRC-Eric Clay 9-yard run (Jerome Embry pass to Hampton) 5:57; STX-Jerry Hobbs 1-yard run (Conklin kick) 1:40; (4) GRC-Hampton 8-yard run (Hampton yard run (Hampton kick) 8:58; GRC-Hampton 46-yard run (Hampton kick) 7:42  
Attendance - 11,575

#### 1990

**Class 1A**  
Russellville 0 7 12 2 - 21  
Bellevue 7 0 0 0 - 7  
(1) B-David Kiefer 96-yard kickoff return (Stevenson kick) 11:44; (2) R-Andre Morris 2-yard run (David kick) 0:10; (3) R-Onessa Duncan 1-yard run (kick failed) 7:32; R-Larry Johnson 4-yard run (run failed) 6:31; (4) R-Todd Lay tackled in endzone for safety 5:42  
Attendance - 3,750

**Class 2A**  
Fort Knox 0 7 7 7 - 21



## STATE CHAMPIONSHIP GAME LINESCORES

Corbin 0 7 0 0 - 7  
(2) C-Brent Canady 31-yard run (Brad Rucker kick) 10:15; FK-Chazz Lewis 1-yard run (Jimmy Jacobson kick) 4:01; (3) FK-Lewis 13-yard run (Jacobson kick) 4:02; (4) FK-Daniel Davis 3-yard run (Jacobson kick) 0:13  
Attendance - 6,100

**Class 3A**  
Lincoln County 0 7 0 6 - 13  
Paul Blazer 7 7 7 14 - 45  
(1) PB-Chris Hutt 67-yard run (Clayton Hill kick) 7:37; (2) PB-Charlie Johnson 2-yard run (Hill kick) 10:06; LC-Chris VanHook 1-yard run (VanHook kick) 0:04; (3) PB-Hutt 24-yard run (Hill kick) 6:59; (4) PB-Hutt 21-yard run (Hill kick) 9:23; LC-Chris Henderickson 75-yard fumble return (pass failed) 5:32; PB-Charlie Johnson 1-yard run (Hill kick) 0:10  
Attendance - 7,250

**Class 4A**  
Warren Central 0 0 0 14 - 14  
Trinity 6 0 0 21 - 27  
(1) T-Ricky Boeckmann 1-yard run (kick failed) 2:12; (4) T-Craig DeSensi 1-yard run (run failed) 7:02; WC-Damon Hood 7-yard run (Hood kick) 4:58; T-Leon Smith 99-yard kickoff return (Rickie Boeckmann kick) 4:43; WC-Hilton Isable 85-yard pass to Sean Stevenson (Hood kick) 3:50; T-DeSensi 13-yard run (DeSensi pass to Smith) 3:02  
Attendance - 8,376

**1989**  
**Class 1A**  
Pikeville 0 14 6 0 - 20  
Trigg Co. 0 7 0 0 - 7  
(2) P-Jason Howard 4-yard run (Bailey kick) 10:47; TC-Greg Bridges 1-yard run (Stinson kick) 4:13; P-Steve Bailey 1-yard run (Bailey kick) 2:26; (3) P-Bailey 9-yard run (kick failed) 1:00  
Attendance - 5,400

**Class 2A**  
Mayfield 0 0 3 0 - 3  
Danville 0 0 7 0 - 7  
(3) M-Matt Enlow 42-yard FG 5:51; D-Donnie Redd 47-yard run (Rightmyer kick) 4:20  
Attendance - 4,150

**Class 3A**  
Highlands 0 0 0 7 - 7  
Paducah Tilghman 3 0 0 0 - 3  
**Scoring**  
(1) PT-Curt Cromwell 41-yard FG 3:28; (4) HI-Shane Daugherty 6-yard pass from Chris Gallichio (Silz kick) 5:53  
Attendance - 3,150

**Class 4A**  
Trinity 0 14 7 7 - 28  
Warren Central 7 7 0 0 - 14  
(1) WC-Reid Tracey 37-yard pass from J.J. Jewell (Towe kick) 7:27; (2) WC-Jewell 1-yard run (Towe kick) 11:58; T-Leon Smith 50-yard pass from Craig DeSensi (Boeckmann kick) 10:03; T-Troy Johnson 1-yard run (Boeckmann kick) 3:03; (3) T-Smith 11-yard pass from DeSensi (Boeckmann kick) 2:56; (4) T-Jamie Roberts 2-yard run (Boeckmann kick) 4:16  
Attendance - 3,470

**1988**  
**Class 1A**  
Harrodsburg 7 3 0 0 - 10  
Pikeville 0 0 14 14 - 28  
(1) H-Ford 4-yard run (Meilstrup kick) 2:14; (2) H-Meilstrup 26-yard FG 1:58; (3) P-McCoy 27-yard fumble return (McCoy kick) 11:49; P-Deramus 10-yard run (McCoy kick) 5:15; (4) P-Hackney 2-yard run (McCoy kick) 11:41; P-Hackney 2-yard run (McCoy kick) 3:26  
Attendance - 4,200

**Class 2A**  
Fort Knox 14 7 14 10 - 45  
Somerset 0 7 7 7 - 21

(1) FK-Thompson 50-yard run (Bradley kick) 5:59; FK-Pollard 47-yard run (Bradley kick) 2:23; (2) FK-Polard 48-yard pass from Thompson (Bradley kick) 9:27; S-Harris 5-yard pass from Cain (Lynch kick) 2:26; (3) FK-Alderman 93-yard kickoff return (Bradley kick) 11:46; S-E. Jones 1-yard run (Lynch kick) 8:45; FK-Little 1-yard run (Bradley kick) 2:24; (4) FK-Polard 18-yard pass from Thompson (Bradley kick) 10:30; FK-Bradley 23-yard FG 4:50; S-Jones 14-yard run (Lynch kick) 2:33  
Attendance - 3,300

**Class 3A**  
Paducah Tilghman 0 17 0 7 [0] - 24  
Covington Catholic 0 3 0 21 [6] - 30  
(2) CC-Butler 30-yard FG 11:47; PT-K. Johnson 84-yard kickoff return (Cromwell kick) 11:35; PT-Wells 7-yard pass from Donald (Cromwell kick) 5:28; PT-Cromwell 25-yard FG 0:00; (4) CC-Ruh 11-yard run (Butler kick) 10:46; CC-Murphy 10-yard pass from Hladon (Butler kick) 8:09; CC-Ruh 4-yard run (Butler kick) 3:27; PT-Johnson 34-yard pass from Wyatt (Cromwell kick) 2:39; (OT) CC-Spivey 4-yard pass from Hladon (kick failed)  
Attendance - 7,300

**Class 4A**  
DuPont Manual 0 0 0 0 - 0  
Trinity 7 7 14 0 - 28  
(1) T-Brohm 10-yard pass to Holsclaw (Boeckmann kick) 2:09; (2) T-Brohm 18-yard run (Boeckmann kick) 0:51; (3) T-Johnson 47-yard run (Boeckmann kick) 9:16; T-Brohm 36-yard pass to Dziedzic (Boeckmann kick) 4:39  
Attendance - 8,300

**1987**  
**Class 1A**  
Pikeville 14 7 7 0 - 28  
Russellville 0 0 0 6 - 6  
(1) P-Wright 29-yard pass from Blair (Pat McCoy kick) 8:16; P-Paul Deramus 2-yard run (McCoy kick) 3:39; (2) P-Hackney 13-yard run (McCoy kick) 10:58; (3) P-Hackney 6-yard run (McCoy kick) 8:00; (4) R-Washington 78-yard fumble return (pass failed) 10:06  
Attendance - 3,200

**Class 2A**  
Danville 3 0 14 0 [7] - 24  
Mayfield 7 0 0 10 [6] - 23  
(1) D-Baughman 36-yard FG 8:03; M-Wheeler 10-yard pass from Schlosser (Alexandersen kick) 2:19; (3) D-Stewart recovers fumble in endzone (Baughman kick) 8:27; D-McDaniel 1-yard run (Baughman kick) 3:35; (4) M-Alexandersen 30-yard FG 11:40; M-Yarber 9-yard run (Alexandersen kick) 3:38; OT-D-Walker 3-yard run (Baughman kick); M-Lovelace 3-yard run (kick blocked)  
Attendance - 7,200

**Class 3A**  
Covington Catholic 2 0 0 14 - 16  
Paducah Tilghman 0 6 0 0 - 6  
(1) CC-Wyatt tackled in end zone for safety 4:02; (2) PT-Kurt Johnson 48-yard pass from Randy Wyatt (kick failed) 0:14; (3) CC-Le-gay 10-yard pass from Bieger (Fieger kick) 9:20; (4) CC-WoOLF 35-yard interception return (Fieger kick)  
Attendance - 6,800

**Class 4A**  
Boone County 0 0 0 14 - 14  
Shelby County 10 0 7 0 - 17  
(1) SC-Hankins 22-yard FG 8:54; SC-Warfield 2-yard run (Hankins kick) 2:26; (3) SC-R. Hicks 21-yard run (Hankins kick) 0:41; (4) BC-Smith 21-yard pas from Dinn (Bernier kick) 10:31; BC-Smith 6-yard run (Bernier kick) 2:11  
Attendance - 6,800

**1986**  
**Class 1A**  
Cumberland 6 6 0 0 - 12  
Heath 7 0 7 13 - 27  
P-Kevin Rhinehart 1-yard run (kick failed); H-Jamie Jones 7-yard run (Heath Cartwright kick); C-Edward Clark 66-yard pass from Freddie Maggard (run failed); H-Jamie Jones 1-yard run (Cartwright kick); H-Reggie Marshall 2-yard run (Cartwright kick);

H-Jones 23-yard run (kick failed)  
Attendance - n/a

**Class 2A**  
Newport Cent. Cath. 14 0 0 0 [6] - 20  
Mayfield 0 14 0 0 [7] - 21  
NCC-Hargis 55-yard fumble recovery (Gabbard kick); NCC-Jacobs 27-yard pass from Gabbard (Gabbard kick); M-Johnson 49-yard pass from Mathis (Stinson kick); M-Johnson 51-yard pass from Mathis (Stinson kick); M-Brown 1-yard run (Stinson kick); NCC-Jacobs 5-yard pass from Gabbard (pass failed)  
Attendance - n/a

**Class 3A**  
Belfry 0 0 0 0 - 0  
Owensboro 7 0 7 0 - 14  
O-Maurice White 86-yard run (Mark Freer kick); O-White 79-yard run (Freer kick)  
Attendance - n/a

**Class 4A**  
Boone County 0 7 0 7 - 14  
St. Xavier 0 13 6 8 - 27  
STX-Mueller 9-yard run (Bluemeyer kick); BC-Mullins 18-yard run (Jim Art kick); STX-Houk 51-yard run (kick failed); STX-Caldwell 3-yard run (pass failed); BC-Shehan 35-yard pass from Mullins (Art kick); STX-Houk 71-yard run (Houk kick)  
Attendance - n/a

**1985**  
**Class 1A**  
Paintsville 6 0 0 0 - 6  
Crittenden Co. 0 7 7 0 - 14  
(1) Joey Couch 2-yard run (pass failed) 6:33; (2) CC-Denis Hodges 35-yard punt return (Buddy McDaniel kick); (3) CC-Donnie Phillips 5-yard run (McDaniel kick)  
Attendance - n/a

**Class 2A**  
Newport Cent. Cath. 0 0 0 8 - 8  
Mayfield 6 3 7 2 - 18  
M-Ricky Rush 16-yard run (kick failed); M-Kevin Stinson 41-yard FG; M-Steve Carman 6-yard run (Stinson kick); NCC-Bran Haigis 1-yard run (Jack Klein pass from Gary Gabbard fumbled lateral out of end zone)  
Attendance - n/a

**Class 3A**  
Belfry 0 7 0 7 - 14  
Paducah Tilghman 0 13 0 16 - 29  
B-Jimmy Stepp 10-yard pass from Dwayne Francisco (Mark Cook kick); PT-Neal Clark 23-yard pass from Neale Chubler (Tim Bacon kick); PT-Trey McGinty 10-yard pass from Chubler (kick blocked); PT-Bacon 21-yard FG; B-Bruce Johnson 1-yard run (Cook kick); PT-Willie Shumpert 36-yard run (Bacon kick); PT-Demon Morris 60-yard interception return  
Attendance - n/a

**Class 4A**  
Lafayette 0 7 0 0 - 7  
Trinity 7 14 7 0 - 8  
T-Marty Diehl 1-yard run (Brian Weihe kick); T-Eddie Stratton 9-yard pass from Brian Stahlman (Weihe kick); T-Diehl 53-yard punt return (Weihe kick); L-Vic Johnson 41-yard pass from Mark Lunsford (T.G. Shuck kick); T-Stratton 23-yard pass from Stahlman (Weihe kick)  
Attendance - 6,000

**1984**  
**Class 1A**  
Paris 0 14 6 6 - 26  
Beechwood 0 21 7 7 - 35  
P-Tom Reed 6-yard run (Frank Whitney kick); B-Scott Tackett 1-yard run (Mike Ward kick); P-Scott Whitaker 22-yard run (Whitney kick); B-Rod Miller 48-yard pass from Chris Bowling (Ward kick); B-Tackett 1-yard run (Ward kick); P-Tommy Sheen 24-yard run (kick failed); B-Scott Tackett 46-yard run (Ward kick); P-Whitaker 3-yard run (run failed); B-Tackett 23-yard run (Ward kick)



# STATE CHAMPIONSHIP GAME LINESCORES

Attendance - 5,618

Class 2A

Fort Knox	0	0	0	7	-	7
Newport Cent. Cath.	0	6	0	6	-	12

(2) NCC-Frank Jacobs 31-yard pass from Pat Richardson (kick failed); (4) FTK-Pat Williams 1-yard run (David Edmond kick); NCC-Rob Messmer 20-yard pass from Richardson (pass failed)  
Attendance - 5,618

Class 3A

Hopkinsville	0	0	0	6	-	6
Danville	10	7	0	7	-	24

D-Eric Alcorn 87-yard run (Robert Dye kick); D-Dye 36-yard FG; D-Jimmy Baughman 19-yard run (Dye kick); D-Jeff Lancaster 17-yard run (Dye kick); H-John Smithson 13-yard pass from Rodney Thomas (run failed)  
Attendance - 2,559

Class 4A

Christian County	0	7	7	0	-	14
Ballard	0	3	7	0	-	10

CC-Chuck Alston 1-yard run (Hayung Kohler kick); B-Brent Arnold 32-yard FG; B-Paul McDowell 1-yard run (Arnold kick); CC-Mack Major 1-yard run (Kohler kick)  
Attendance - 3,556

**1983**

Class 1A

Cumberland	7	0	0	6	-	13
Russellville	7	7	7	21	-	42

C-Gary Amus 11-yard pass from Johnny Lewis (Alex Knoll kick); R-Rodney Gordon 1-yard run (Sonny Green kick) R-Gordon 2-yard run (Green kick); R-Jonathan Cage 51-yard run (Green kick); R-Andy Woodall 7-yard run (Green kick); C-Richard Washington 29-yard pass from Lewis (kick failed); R-Gordon 1-yard run (Green kick); R-Brian Fruits 38-yard run (Green kick)  
Attendance: n/a

Class 2A

Fort Knox	0	7	12	0	-	19
Somerset	7	7	0	0	-	14

S-James Fletcher 1-yard run (Mark Mounce kick); FK-Darren Bilberry 1-yard run (Dave Edmond kick); S-Fletcher 53-yard run (Mounce kick); FK-Tim Shaw 11-yard pass from Singer (kick failed); FK-Bilberry 66-yard run (kick failed)  
Attendance - 4,500

Class 3A

Conner	0	6	6	0	-	12
Franklin-Simpson	0	7	0	0	-	7

C-Artie Crawford 58-yard pass from Melvin Miles (kick failed); Franklin-Simpson Gerald Anderson 1-yard run (Anderson kick) C-Crawford 3-yard run (pass failed)  
Attendance - 4,000

Class 4A

Henry Clay	7	0	7	6	-	20
DeSales	0	7	0	0	-	7

HC-Tim Owsley 5-yard run (Dick Burke kick); D-Peter Wentworth 1-yard run (Paul McDonough kick); HC-Jim Anderson 5-yard run (Burke kick); HC-Burke 2-yard run (kick failed)  
Attendance - 3,300

**1982**

Class 1A

Cumberland	0	0	0	6	-	6
Paris	7	7	14	7	-	35

P-James Clark 11-yard run (Kevin Ayers kick); P-Clark 1-yard run (Ayers kick); P-Terry Rice 49-yard run (Ayers kick); P-Tommy Skeen 50-yard run (Ayers kick); P-Clark 4-yard run (Ayers kick); Greg Boggs 42-yard pass from Mark Blanton (kick failed)  
Attendance - n/a

Class 2A

Glasgow	0	0	0	6	-	6
Corbin	0	3	8	7	-	18

C-Harold Rudy 21-yard FG; C-Timmy Greer 5-yard run (Greg Dun-

cum run); C-Steve Rawlings 1-yard run (Reedy kick); G-Todd Childress 3-yard run (pass failed)  
Attendance - 1,700

Class 3A

Highlands	6	0	0	0	-	6
Franklin-Simpson	0	0	0	0	-	0

H-Mike Thompson 30-yard pass from Jeff Krener (kick failed)  
Attendance - 4,000

Class 4A

Christian County	7	3	0	0	-	10
Southern	0	3	0	0	-	3

CC-Red Smith 31-yard run (Gary Craft kick); S-Tony Singleton 31-yard FG; CC-Craft 35-yard FG  
Attendance - 6,000

**1981**

Class 1A

Paris	19	0	0	0	-	19
Bellevue	0	0	7	0	-	7

(P) Robert Maggard 23-yard run (kick failed); P-James Clark 14-yard run (pass failed); P-Doug Crumble 5-yard interception return (Louie Emmons kick); B-Mike Sutkamp 3-yard run (Sutkamp kick)  
Attendance - 4,000

Class 2A

Somerset	0	6	0	0	-	6
Bardstown	0	13	7	0	-	20

(2) S-Elswick 1-yard run (pass failed) 8:05; B-Kenneth Johnson 15-yard run (David Potter kick) 4:13; B-Johnson 5-yard run (kick failed) 2:26; B-Wickliffe 27-yard run, lateral from Lancaster on interception (Potter kick)  
Attendance - 3,500

Class 3A

Elizabethtown	3	7	8	6	-	24
Highlands	14	14	12	0	-	40

H-Fangman 21-yard pass from Abner (kick failed); E-Ransdell 28-yard FG; H-Dunn 23-yard pass from Abner (Abner run); E-Ransdell 5-yard run (Ransdell kick); H-Bankemper 56-yard run (Gillum kick); H-Abner 2-yard run (Gillum kick); H-Spritzky 40-yard pass interception return (kick failed); H-Fangman 19-yard pass from Abner (kick failed); E-Ransdell 1-yard run (Haire run); E-Grant 55-yard pass from Ransdell (run failed)  
Attendance - n/a

Class 4A

Henry Clay	7	0	7	6	-	20
DeSales	0	7	0	0	-	7

HC-Tim Owsley 5-yard run (Dick Burke kick); D-Peter Wentworth 1-yard run (Paul McDonough kick); HC-Jim Anderson 5-yard run (Burke kick); HC-Burke 2-yard run (kick failed)  
Attendance - 3,300

**1980**

Class 1A

Bellevue	0	0	0	0	-	0
Russellville	7	9	0	0	-	16

R-Kevin Fruits 4-yard pass from Keb Barrett (Tim Smith kick). R-Bernard Bellamy 28-yard run (pass failed); R-Smith 32-yard FG  
Attendance - 3,500

Class 2A

Corbin	0	8	0	8	-	16
Fort Campbell	7	0	0	0	-	7

(1)FC-Kevin Extine 37-yard run (Darrell Stewart kick) 4:52; (2) C-Ritchie Grigsby 1-yard run (Greg Taylor run); C-Grigsby 17-yard run (Taylor run) 9:41  
Attendance - n/a

Class 3A

Conner	0	0	0	0	-	0
Franklin-Simpson	7	3	0	6	-	16

(1) FS-Young 35-yard run (Rafferty kick) 5:35; (2) FS-Dan Rafferty 33-yard FG 11:11; (4) FS-Rafferty 38-yard interception return (kick failed) 0:19  
Attendance - 3,000

Class 4A

Trinity	14	0	10	7	-	31
Paducah Tilghman	0	0	0	8	-	8

(1)T-Portale 3-yard run (Otis kick)3:43; T-Thistleton 6-yard pass from Portale (Otis kick); (3)T-Havill 39-yard pass from Portale (Otis kick) 8:14; T-Otis 25-yard FG 2:23; (4) T-Blocker 17-yard pass from Portale (Otis kick) 9:52; PT-Parker 18-yard run (Marshall run) 0:38  
Attendance - 7,500

**1979**

Class 1A

Bellevue	0	7	0	0	-	7
Madison	0	0	0	0	-	0

B-Jon Sutkamp 1-yard run (Eddie Rough kick)  
Attendance - 3,000

Class 2A

Pikeville	0	0	0	0	-	0
Fort Campbell	6	6	0	14	-	26

FC-Darrell Stewart 1-yard run (kick failed); FC-Bobbie Webb 15-yard run (kick failed); FC-Kevin Extine 1-yard run (kick failed); FC-Billie Church 24-yard interception return (Regional Rov run)  
Attendance - n/a

Class 3A

Belfry	0	0	0	0	-	0
Franklin-Simpson	14	6	7	6	-	33

FS-Kevin Krantz 3-yard run (Dan Rafferty kick); FS-Joe Phillips 1-yard run (Rafferty kick); FS-Phillips 3-yard run (kick failed); FS-Kerry Baird 12-yard fumble recovery return (Rafferty kick); FS-Krantz 10-yard run (run failed)  
Attendance - n/a

Class 4A

Butler	0	7	14	0	-	21
Henry Clay	7	0	0	0	-	7

HC-Tom Beauchamp 18-yard run (Sam Warren kick); B-Morris Manley 1-yard run (Manley kick); B-Dennis Kannapel 47-yard pass from Manley (Manley kick); B-Charles Alcon 27-yard run (Manley kick)  
Attendance - 10,000

**1978**

Class 1A

Fort Campbell	0	6	9	0	-	15
Paintsville	0	7	0	6	-	13

FC-Bill Cochran 2-yard return of blocked punt (run failed); P-David LeMaster 14-yard run (Darrell Pugh kick); FC-Steve Skelton 46-yard FG; FC-Don Felder 22-yard FG; P-Roger Daniel 60-yard pass from LeMaster (run failed)  
Attendance - n/a

Class 2A

Somerset	6	0	0	0	-	6
Mayfield	7	0	0	15	-	22

M-Marcus Moss 45-yard run (John Dillard kick); S-Thomas Venable 69-yard run (kick failed); M-Jeff Jackson 4-yard run (Greg Hawkins run); M-Jeff Boyd 60-yard run (Dillard kick)  
Attendance - n/a

Class 3A

Russell	7	7	0	3	-	17
Woodford County	0	0	7	0	-	7

R-Bill Jenkins 6-yard run (Mike Keen kick); R-Brent Muncy 30-yard run (Keen kick); WC-Mark Matthews 1-yard run (John Hutcherson kick); R-Keen 24-yard FG  
Attendance - n/a

Class 4A

Tates Creek	7	0	14	0	-	21
St. Xavier	7	21	0	14	-	42

STX-Mark Paslick 2-yard run (Joe Sass kick); TC-Brian Monroe 1-yard run (Monty Ott kick); STX-Tom Haner 64-yard run (Sass kick); STX-Terry Cushing 4-yard run (Sass kick); STX-Doug Redue 81-yard pickup of fumble recovery (Sass kick); TC-Monroe 1-yard run (Ott kick); TC-Monroe 2-yard run (Ott kick); STX-Kevin Wal-



**STATE CHAMPIONSHIP GAME LINESCORES**

lace 24-yard run (Sass kick); STX-Wallace 6-yard run (Don Hayden kick)  
 Attendance - 9,000

**1977**

**Class 1A**  
 Frankfurt 0 0 0 0 - 0  
 Bellevue 0 7 7 7 - 21  
 B-Jack Hurr 94-yard FG return (John Henderson kick); B-Mike McGurn 1-yard run (Henderson kick); B-McGurn 17-yard run (Henderson kick)  
 Attendance - 5,600

**Class 2A**

Mayfield 0 6 8 0 - 14  
 Corbin 7 0 0 6 - 13  
 C-John Francioni blocked punt recovery in end zone (Tom Horvath kick); M-Jeff Puckett 35-yard blocked punt return (kick failed); M-Jeff Jackson 78-yard run (David Wyatt pass from Jeff Wyatt); C-Don Chase 15-yard pass from Brent Freeman (run failed)  
 Attendance - 6,000

**Class 3A**

Shelby County 0 0 0 0 - 0  
 Highlands 0 6 0 0 - 6  
 H-Rick Moore 25-yard run (kick failed)  
 Attendance - n/a

**Class 4A**

Greenup County 7 0 0 0 - 7  
 Trinity 7 14 0 7 - 28  
 T-Mike McCarty 2-yard run (Paul Martin kick); GC-Bryan Salisbury 63-yard pass from Steve Adkins (Bruce Mantz kick); T-Jim Campbell 29-yard pass from John Quillin (Martin kick); T-Greg McGuire 12-yard run (Martin kick); T-McGuire 2-yard run (Martin kick)  
 Attendance - 6,000

**1976**

**Class 1A**  
 Fort Campbell 6 0 8 8 - 22  
 Bellevue 0 0 0 0 - 0  
 Scoring C-Rick Gibbs 21-yard run (run failed); FC-Andre Offut 43-yard run (Mike Moats run); FC-Gibbs 9-yard run (Offut run)  
 Attendance - n/a

**Class 2A**

Mayfield 0 0 0 0 - 0  
 Corbin 0 0 6 0 - 6  
 C-Kenny Gilbert 29-yard pass from Tom Harvath (kick failed)  
 Attendance - n/a

**Class 3A**

Lloyd Memorial 7 14 0 3 - 24  
 Shelby County 0 0 0 0 - 0  
 LM-Dave Smith 1-yard run (Tim Pumphrey kick); LM-Lockard 6-yard run (Pumphrey kick); LM-Smith 2-yard run (Pumphrey kick); LM-Pumphrey 22-yard FG  
 Attendance - n/a

**Class 4A**

Trinity 14 14 0 0 - 28  
 Henderson County 14 10 0 0 - 24  
 T-Mike McCarty 2-yard run; T-McCarty 6-yard run; T-Greg Scales 32-yard fumble recovery return; T-Jim Campbell 7-yard pass from John Quillin; T-McCarty conversion run; T-McCarty conversion run; HC-Clarence Fisher 70-yard pass from Terry Pickenpaugh; HC-Fisher 94-yard kickoff return; HC-Mike Higgins 63-yard run; HC-Alan Hazelwood two-point conversion pass from Peckenpaugh; HC-Mark Duckworth PAT; HC-Duckworth 34-yard FG  
 Attendance - 8,500.

**1975**

**Class 1A**  
 Ludlow 0 7 0 0 - 7  
 Heath 0 0 0 6 - 6  
 L-Jim Lokesak 4-yard run (Lokesak kick); H-Ardell Nance 17-yard pass from Terry Fletcher (kick failed)  
 Attendance - n/a

**Class 2A**

Scott County 0 0 0 22 - 22  
 Middlesboro 7 0 0 13 - 20  
 M-Jay Welch 1-yard run (Welch kick); M-Billy Hamblin 3-yard run (Welch kick); SC-Carl Collins 42-yard pass from Tim Mitchell (Tom White kick); SC-Charles Jackson 51-yard lateral from Collins (Collins pass from Jackson); SC-Johnson 58-yard run (White kick); M-Joey Bowling 12-yard pass from Welch (pass failed)  
 Attendance - n/a

**Class 3A**

Highlands 0 7 0 14 - 21  
 Franklin-Simpson 0 0 0 0 - 0  
 H-Rick Pendery recovered blocked punt in end zone (Ron Malone kick); H-Pendery 8-yard pass from Tom Roberts (Malone kick); H-Malone 48-yard pass interception return (Malone kick)  
 Attendance - n/a

**Class 4A**

Paul Blazer 0 0 0 0 - 0  
 St. Xavier 0 7 7 6 - 20  
 STX-David King 22-yard pass from Rick Buehner (Phil Hettich kick); STX-Jim Karbo 58-yard run (Hettich kick); STX-R. Buehner 5-yard run (kick failed)  
 Attendance - 11,500

**CHAMPIONSHIP GAME ATTENDANCE**

Year	Class 1A	Class 2A	Class 3A	Class 4A	Class 5A	Class 6A
1984	5,618	5,618	2,559	3,536		
1985	Not Available					
1986	Not Available					
1987	3,200	7,200	6,800	6,800		
1988	4,200	3,300	7,300	8,300		
1989	5,400	4,150	3,150	3,470		
1990	3,750	6,100	7,250	8,376		
1991	3,725	2,765	6,125	11,575		
1992	5,590	4,840	4,475	6,685		
1993	3,860	3,975	4,150	3,820		
1994	5,000	6,550	6,875	11,425		
1995	5,850	5,850	6,375	9,135		
1996	3,850	5,335	8,235	8,145		
1997	4,879	7,355	5,435	22,760		
1998	6,170	6,742	7,564	8,231		
1999	7,445	8,264	4,850	11,640		
2000	7,714	6,728	5,457	10,119		
2001	5,172	6,150	9,140	20,485		
2002	4,137	5,340	8,722	20,511		
2003	5,145	5,055	10,057	26,430		
2004	5,917	7,522	6,936	11,024		
2005	4,709	7,726	5,875	21,424		
2006	4,396	6,814	7,379	10,623		
2007	3,792	5,679	7,619	7,603	6,231	15,696
2008	3,316	4,635	3,917	6,103	5,206	11,556
2009	3,582	4,157	6,106	6,837	6,695	9,962
2010	5,761	7,964	5,792	13,167	5,959	9,116
2011	5,386	7,077	5,360	7,023	8,623	6,691