


Kentucky High School Athletic Association

To: Superintendent, Principal, and Athletic Director _____

From: Louis Stout, Commissioner
Brigid L. DeVries, Executive Assistant Commissioner



Date: June 5, 2001

Subject: Review of 2000-2001 Title IX Forms

Enclosed please find a copy of a review of the 2000-2001 Title IX Forms, submitted by your school. A copy of this information must be included in your permanent Title IX file at your school. In addition, you may find an attachment with corrected copies of the forms submitted by your school personnel. Please review this information so the forms can be completed accurately in the future.

Also, KHSAA Audit Staff may have requested a re-submission of some of the 2000-2001 Title IX forms or need additional information on your athletic programs. Please submit this information by the date requested if this is applicable.

Remember your permanent Title IX file at the school must be kept current with information pertaining to your athletics program. Copies of all KHSAA required documents should be part of this file and are subject to Open Records requests.

Should you need any further information, please do not hesitate to call anytime.

Memo

To: KHSAA Member School Superintendents, Principals, and Athletic Directors

From: Louis Stout, Commissioner *(Signature)*
Brigid L. Devries, Executive Assistant Commissioner *(Signature)*

Date: May 29, 2001

RE: 2001 Title IX Forms Submission

School Leslie County Reviewed By MARTHA MULLINS

The following is a status report regarding the required 2000 - 2001 Title IX submission of forms due in to the KHSAA office by April 15, 2001. Appropriate audit personnel have reviewed these forms and the following is a summary of this review.

I. Checklist of Forms properly submitted in a satisfactory manner:

- GE 19 (Annual Verification)
- T-1 (Summary Program Chart 1)
- T-2 (Summary Program Chart 2)
- T-3 (Summary Program Chart 3)
- T-4 (Summary Program Chart 4)
- T-41 (Checklist - Overall Interscholastic Program)
- T-60 (Corrective Action Plan)
- T-63 (Interscholastic Survey Results)

II. Status

A. 2000 - 2001 Forms are satisfactory and no further information or action is necessary at this time.

B. Errors have been noted with respect to the following forms and corrected copies are being returned to you for placement in your Title IX file to ensure proper submission in the future.

Forms T-2 & T-4 were not calculated correctly. Please place these corrected forms in your permanent file. No further action necessary.

C. The following forms were omitted and must be submitted by school representatives.

D. Other Recommendation and Comments:

The school is commended for its thorough analysis & comprehensive corrective action plan with amended updates.

ACCOMODATION OF INTERESTS AND ABILITIESSUMMARY PROGRAM CHART 2 (2000-2001)Participation Opportunities Test Two

Program	Number of Teams Currently Offered	Number of Teams Added in Last Five Years	Number of Participants Added in Last Five Years	Percent of Total Participation By Sex
GIRLS	Varsity: 4	1	10	Information could not be obtained
	j.v.: 2	1	20	Information could not be obtained
	Frosh: 1	0	Information could not be obtained	Information could not be obtained
	Other:	0	Information could not be obtained	Information could not be obtained
	Total: 7	0	Information could not be obtained	Information could not be obtained
BOYS	Varsity: 4	0	Information could not be obtained	Information could not be obtained
	j.v.: 3	0	Information could not be obtained	Information could not be obtained
	Frosh: 2	0	Information could not be obtained	Information could not be obtained
	Other:	0	Information could not be obtained	Information could not be obtained
	Total: 9	0	Information could not be obtained	Information could not be obtained

$$10 \div 121 = 8.26$$

$$20 \div 121 = 16.53$$

Signature: _____



Date: _____

3-20-01


ACCOMODATION OF INTERESTS AND ABILITIES

SUMMARY PROGRAM CHART (2000-2001)

Levels of Competition Test One

TEAM LEVELS	GIRLS	BOYS
1. Number of Varsity Teams Offered	4	4
2. Number of Participants on Varsity Teams	82	145
3. Percentage of Total Varsity Participants By Sex	$82 \div 121 = 68\%$	$145 \div 242 = 60\%$
4. Total Number of Male Participants at all levels	121	242
5. Number of Junior Varsity of Teams Offered	2	3
6. Number of Participants on Junior Varsity Teams	32	70
7. Percentage of Total Junior Varsity Participants By Sex	$32 \div 121 = 26\%$	$70 \div 242 = 29\%$
8. Number of Freshman Teams Offered	1	2
9. Numbers of Participants on Freshman Teams	7	27
10. Percentage of Total Freshman Participants By Sex	$7 \div 121 = 6\%$	$27 \div 242 = 11\%$

Signature: _____



Date: _____

3-20-01

SECTION	STRAND	STATUS OF CORRECTION
VI.	A1.	IMPLEMENTED, BUT NEW TARGET DATE TO INCREASE FURTHER PARTICIPATION FROM FEMALE POPULATION: ADDED FEMALE SPORT FOR VOLLEYBALL (30) PARTICIPANTS

SECTION	STRAND	STATUS OF CORRECTION
VII.	A1.	IMPLEMENTED: SEE ATTACHED SHEET FOR LOCKER ROOM ASSIGNMENTS
	A2.	NOT IMPLEMENTED: COMMITTEE WILL MEET TO DISCUSS THIS ISSUE

SECTION	STRAND	STATUS OF CORRECTION
VIII.	A1.	NOT IMPLEMENTED: ALTER TARGET DATE TO AUG. 2001
	A2.	IMPLEMENTED: SEE ATTACHED SHEETS FOR ASSIGNMENTS
	A3.	NOT IMPLEMENTED: KEEP TARGET DATE

SECTION	STRAND	STATUS OF CORRECTION
IX.	A1.	IN PROGRESS: ALTER TARGET DATE FOR SCHOOL YEAR 2001-2002; SCHEDULING TAKING PLACE CURRENTLY

A. 2. >

SECTION	STRAND	STATUS OF CORRECTION
X.	A1.	IMPLEMENTED: SEE ATTACHED FORMS FOR ASSIGNMENTS

SECTION	STRAND	STATUS OF CORRECTION
XI.	A1.	NOT IMPLEMENTED: ALTER TARGET DATE FOR AUGUST 2001



KENTUCKY HIGH SCHOOL ATHLETIC ASSOCIATION ANNUAL VERIFICATION OF TITLE IX PROCEDURES (To be submitted by April 15, 2001 along with other required forms)

The Leslie County High School, Hyden, Kentucky
(Name of High School) (City)

certifies to the Kentucky High School Athletic Association that the following is an accurate and true representation of the facts surrounding compliance with Title 20, U.S.C. Titles 1681-1688, et. Seq. (also known as Title IX)

I certify the following provisions in accordance with records at the school contained in the permanent Title IX file, and to the best of my knowledge have completed the following tasks. (All boxes must be checked)

Established a gender equity committee at the high school. (list committee personnel provide attachment if necessary)

Name	Address	Phone	Title
See attached sheet titled, "Title IX Committee--2000-2001"			

Scheduled a minimum of three meetings during the 2000-2001 school year on the following dates:
See attached sheet titled, "Title IX-Record of Meeting Dates"

Designated the following person as the Title IX coordinator for the school:

<u>Barbara Hoskins, Federal Programs Coordinator</u>	<u>P.O. Box 949, School St. Hyden, KY 41749</u>	<u>(606)672-2397</u>	
Name	Title	Address	Phone

School personnel is continuing to make periodic reviews of the boys and girls athletics program reflected in the Corrective Action Plan.


In addition to the above information, the above referenced school maintains a complete permanent file relative to Title IX records including copies of the self-assessment audit, all corrective action plans, and other related materials.

<u><i>Anna Sherman</i></u> (School Authorized Signature)	<u>Principal</u> Position (Principal, Designated Rep)	<u>3-19-2001</u> (Date)
<u><i>Thomas G. Moore</i></u> (Superintendent Signature)	<u><i>Marcus R. Duff</i></u> (School Board Chairperson)	

ACCOMODATION OF INTERESTS AND ABILITIESSUMMARY PROGRAM CHART 1
(2000-2001)Participation Opportunities Test One

Program	Enrollment (1)	Percentage of Total Enrollment (3)	Number of Interscholastic Participants (double and triple count) (4)	Percent of Total Participation (5)
GIRLS	**295	43.8%	121	33.3%
BOYS	**378	56.2%	242	66.7%
Totals	**673	100%	363	100%

**NOTE: STUDENT ENROLLMENT DATA AS OF 3-19-01

Signature: Date: 3-20-01

ACCOMODATION OF INTERESTS AND ABILITIESSUMMARY PROGRAM CHART 2 (2000-2001)Participation Opportunities Test Two

Program	Number of Teams Currently Offered	Number of Teams Added in Last Five Years	Number of Participants Added in Last Five Years	Percent of Total Participation By Sex
GIRLS	Varsity: 4	1	10	Information could not be obtained
	j.v.: 2	1	20	Information could not be obtained
	Frosh: 1	0	Information could not be obtained	Information could not be obtained
	Other:	0	Information could not be obtained	Information could not be obtained
	Total: 7	0	Information could not be obtained	Information could not be obtained
BOYS	Varsity: 4	0	Information could not be obtained	Information could not be obtained
	j.v.: 3	0	Information could not be obtained	Information could not be obtained
	Frosh: 2	0	Information could not be obtained	Information could not be obtained
	Other:	0	Information could not be obtained	Information could not be obtained
	Total: 9	0	Information could not be obtained	Information could not be obtained

Signature: Date: 3-20-01

ACCOMODATIONS OF INTERESTS AND ABILITIESSUMMARY PROGRAM CHART 3 (2000-2001)Participation Opportunities Test Three

If girls are underrepresented in the interscholastic athletics program, answer the following questions for girls only. If boys are underrepresented in the interscholastic athletics program, answer the following questions for boys only.	GIRLS		BOYS
1. Is there an intramural team offered in a sport not now available in the interscholastic athletics program? (YES or NO)	NO		NO
2. For a sport <u>not</u> currently offered, is there sufficient interest to form a viable interscholastic team based on participation On an intramural team or community recreation teams? (YES or NO)	NO		NO
3. For a sport currently offered, is there enough interest to Form a viable team for a junior varsity, freshman, or Other interscholastic level that is not currently offered? (YES or NO)	YES (THIS DETERMINED BY CORRECTIVE ACTION PLAN)		NO
4. If you answered yes to question one, two, or three, are There enough other high schools in your school's normal Competitive region offering the sport and competitive Level of sport to constitute enough competition for a Reasonable competitive schedule? (YES or NO)	YES		NO

Signature:



Date:

3-20-01

*NOTE: There was an attempt to add a Junior Varsity Girl's Softball Team, however, only fourteen females participate on the varsity level; therefore, this had to be re-evaluated until next season.

**NOTE: Within the Volleyball Team, there were enough female participants to form a Junior Varsity Team.


ACCOMODATION OF INTERESTS AND ABILITIES

SUMMARY PROGRAM CHART (2000-2001)

Levels of Competition Test One

TEAM LEVELS	GIRLS	BOYS
1. Number of Varsity Teams Offered	4	4
2. Number of Participants on Varsity Teams	82	145
3. Percentage of Total Varsity Participants By Sex	36%	64%
4. Total Number of Male Participants at all levels	--	242
5. Number of Junior Varsity of Teams Offered	2	3
6. Number of Participants on Junior Varsity Teams	32	70
7. Percentage of Total Junior Varsity Participants By Sex	31%	69%
8. Number of Freshman Teams Offered	1	2
9. Numbers of Participants on Freshman Teams	7	27
10. Percentage of Total Freshman Participants By Sex	21%	79%

Signature: _____



Date: _____

3-20-01

**INTERSCHOLASTIC ATHLETICS STUDENT SURVEY
(2000-2001)**

1) Is the School District offering the interscholastic sport(s) you want to play?

- 244 Yes
- 87 No, I want to play (**See attached sheet for additional comments)
- 96 I am not interested in athletics

2) During the **fall season**, which interscholastic sport would you like to play?

- 135 Football
- 82 Girls' Volleyball
- 12 Boys' Volleyball
- 15 Boys' Cross Country
- 13 Girls' Cross Country
- 10 Girls' Field Hockey
- 30 Boys' Golf
- 21 Girls' Golf
- 18 Boys' Soccer
- 54 Girls' Soccer
- 126 I would not participate

3) During the **winter season**, which interscholastic sport would you like to play?

- 104 Boys' Basketball
- 46 Girls' Basketball
- 25 Boys' Swimming and Diving
- 43 Girls' Swimming and Diving
- 38 Boys' Wrestling
- 48 Girls' Gymnastics
- 28 Boys' and Girls' Indoor Track
- 154 I would not participate

4) During the **spring season**, which interscholastic sport would you like to play?

- 51 Boys Track
- 39 Girls' Track
- 56 Girls' Tennis
- 26 Boys' Tennis
- 21 Girls' Slow Pitch Soft Ball
- 31 Girls' Fast Pitch Softball
- 87 Boys' Baseball
- 154 I would not participate

INTERSCHOLASTIC ATHLETICS STUDENT SURVEY
(ADDED COMMENTS)

*** () will indicate number of responses for the specified area

1. Is the School District offering the interscholastic sport(s) you want to play?

No, I want to play:

- roller jam
- girls swimming and diving (7)
- golf (2)
- wrestling (6)
- girls soccer (5)
- boys soccer (6)
- checkers
- sports
- hockey (2)
- dance team
- water polo
- football
- boxing (1)
- girls football
- girls wrestling (1)
- tennis (4)
- basketball (2)
- rodeo
- volleyball (3)
- track (1)
- rugby
- racing
- gymnastics
- ride horseback

6. Which intramural sports, if any, would you like to see added?

- golf (7)
- wrestling (11)
- boxing (3)
- softball (3)
- flag football (4)
- football (6)
- girls soccer (7)
- motor cross (1)
- badminton (1)
- girls tennis
- baseball (3)
- powder puff football (2)
- chess
- lacrosse
- soccer (8)
- hockey (6)
- swimming and diving (6)
- basketball (6)
- bowling
- rifle team
- indoor track
- volleyball (6)
- tennis (4)
- video games
- roller blading
- tag
- teacher vs. students football
- racing
- rugby
- horseback riding (1)
- water polo

8. Are you currently participating in interscholastic athletics during any season?

No: Other:

- too far away
- too lazy
- this school is crazy
- don't post tryout dates early enough
- watching my grandma
- better things to do at home
- not allowed
- drugs
- fishing
- hunting
- new student (2)
- no after school buses
- don't have time
- live in different area
- need transportation
- coaches are unfair
- you have to be part of the "in crowd"
- have medical problems (3)

10) Please list OTHER SPORTS you are interested in participating in and the sports season.


- wrestling (8)
- tennis (15)
- swimming (19)
- powder puff football (11)
- soccer (14)
- gymnastics (9)
- racing
- badminton (2)
- cheerleading (4)
- dance team (4)
- girls fast pitch softball
- girls slow pitch softball
- softball
- golf (7)
- hunting
- fishing (2)
- bowling (2)
- ice hockey (13)
- girls lacrosse
- BMX motocross (2)
- chess
- volleyball (9)
- track (4)
- flag football (2)
- billards
- ping pong (4)
- gun shooting (2)
- magic
- rollerblading (3)
- rifle team
- paint ball
- basketball (5)
- roller jam
- hackey sack
- lacrosse
- women's baseball
- water polo (2)
- lumber jack
- bass tournament
- rugby (4)
- girls wrestling (3)
- boxing (3)
- karate
- baseball (2)

2000-2001 KHSAA TITLE IX ATHLETICS AUDITCHECKLIST-OVERALL INTERSCHOLASTIC ATHLETICS PROGRAM

BENEFIT	ADVANTAGE TO		
	GIRLS' PROGRAM	BOYS' PROGRAM	NEITHER PROGRAM (Compliance)
Accommodation of Interests and Abilities		Boys	
Equipment and Supplies		Boys	
Scheduling of Games and Practice Time		Boys	
Travel and Per Diem Allowances			Neither
Coaching		Boys	
Locker Rooms, Practice and Competitive Facilities			Neither
Medical and Training Facilities and Services		Boys	
Publicity		Boys	
Support Services			Neither
Athletic Scholarships**	N/A	N/A	N/A
Tutoring**			Neither
Housing and Dining Facilities and Services**			Neither
Recruitment of Student Athletes**	N/A	N/A	N/A

** Athletic scholarships, tutoring specifically for athletes, housing and dining facilities and services, and recruitment of student athletes are usually not relevant at the high school level.

Signature:



Date:



TITLE IX CORRECTIVE ACTION PLAN

To utilize this form indicate the intended area which needs corrective action and the suggested change time table for implementation. You may copy this form as needed. Please attach corrective action plans along with audit forms and submit by June 30.

ITEM FOR CORRECTION	SUGGESTED CHANGE	TIME TABLE FOR CORRECTIVE ACTION
<p>II. Accommodation of Interest and Abilities A1. Based on Interscholastic survey results, data reflects an interest for a fall sport in the area of Girl's volleyball. A2. Based on a low percentage of J.V. girl participants, data reflects A need for a girl's junior varsity Team for a girl's spring sport.</p>	<p>II. Accommodation of Interest and Abilities A1. Begin volleyball program. Post coaching position and implement program. A2. For an existing spring sport, there is enough interest to form a J.V. girl's softball team to equalize the number of athletic participants at the J.V. level for females and males.</p>	<p>* Estimated implementation date: A1. Sept. 2000 A2. Spring 2001</p>

TITLE IX CORRECTIVE ACTION PLAN

To utilize this form indicate the intended area which needs corrective action and the suggested change time table for implementation. You may copy this form as needed. Please attach corrective action plans along with audit forms and submit by June 30.

ITEM FOR CORRECTION	SUGGESTED CHANGE	TIME TABLE FOR CORRECTIVE ACTION
<p>IV. Scheduling of games and practice times analysis</p> <p>A1. Scheduling of games does not allow for availability to play on a particular day of the week.</p> <p>A2. An abundance of practice and game scheduling problems arise due to two schools using same gymnasium.</p> <p>A3. Poor community involvement at specific sporting events, such as basketball.</p>	<p>IV. Scheduling of games and practice times analysis</p> <p>A1. Coaches will work cooperatively and follow a guideline for scheduling purposes to help regulate equitable days and times for a particular sport.</p> <p>A2. Provide an additional facility to accommodate Middle School athletic events.</p> <p>A3. Increase number of double-header basketball games played Friday or Saturday nights to accommodate community involvement/attendance at school sporting events.</p>	<p>*Estimated implementation date:</p> <p>A1. Spring 2001</p> <p>A2. Fall 2005</p> <p>A3. Fall 2001</p>

TITLE IX CORRECTIVE ACTION PLAN

To utilize this form indicate the intended area which needs corrective action and the suggested change time table for implementation. You may copy this form as needed. Please attach corrective action plans along with audit forms and submit by June 30.

ITEM FOR CORRECTION	SUGGESTED CHANGE	TIME TABLE FOR CORRECTIVE ACTION
<p>VIII. Medical and Training Facilities and Services</p> <p>A1. Training facilities for programs other than football and track are unsuitable.</p> <p>A2. Existing weight room facility is not being utilized to benefit all programs equitably.</p> <p>A3. Medical staff or trainers are not present at all athletic events.</p>	<p>VII. Medical and Training Facilities and Services</p> <p>A1. A suitable training facility will be establish in a place appropriate and convenient for use for all other programs.</p> <p>A2. A rotating schedule will be established and posted for all programs to have ample opportunity to benefit from existing facility.</p> <p>A3a. Recruitment of sport medical personnel and sport trainers as a board position will be written into policy.</p> <p>A3b. Recruitment of a volunteer medical personnel or sport trainers will be initiated.</p>	<p>*Estimated implementation date:</p> <p>A1. Dec. 2000</p> <p>A2. Dec. 2000</p> <p>A3a. Aug. 2005</p> <p>A3b. Dec. 2000</p>

TITLE IX CORRECTIVE ACTION PLAN

To utilize this form indicate the intended area which needs corrective action and the suggested change time table for implementation. You may copy this form as needed. Please attach corrective action plans along with audit forms and submit by June 30.

ITEM FOR CORRECTION	SUGGESTED CHANGE	TIME TABLE FOR CORRECTIVE ACTION
<p>X. Support Services Analysis</p> <p>A1. Accurate office space and access to machines is not accessible to all programs.</p>	<p>X. Support Services Analysis</p> <p>A1. Reassignments of office space will be provided to accommodate all programs.</p>	<p>* Estimated implementation date: A1. Fall 2001</p>

TITLE IX CORRECTIVE ACTION PLAN

To utilize this form indicate the intended area which needs corrective action and the suggested change time table for implementation. You may copy this form as needed. Please attach corrective action plans along with audit forms and submit by June 30.

ITEM FOR CORRECTION	SUGGESTED CHANGE	TIME TABLE FOR CORRECTIVE ACTION
<p>XI. Budget Analysis</p> <p>A1. Bridge communication gaps regarding budgeting concerns.</p>	<p>II. Accommodation of Interest and Abilities</p> <p>A1. Formulate standardized forms for budget to be submitted to SBDM, principal, and athletic director.</p>	<p>* Estimated implementation date: A1. Oct. 2000</p>

CORRECTIVE ACTION PLAN UPDATE
2000-2001

****NOTE: REFER TO CORRECTIVE ACTION PLAN FOR (1) ITEM FOR CORRECTION, (2) SUGGESTED CHANGE, AND (3) TIME TABLE FOR ACTION**

SECTION	STRAND	STATUS OF CORRECTION
II.	A1.	IMPLEMENTED
	A2.	ATTEMPTED CORRECTION, BUT POOR PARTICIPATION IN SPRING GIRLS SOFTBALL PREVENTED AN INTEREST FOR A J.V. TEAM. HOWEVER, A J.V. TEAM WAS FORMED FOR THE FALL SPORT OF GIRLS VOLLEYBALL.

SECTION	STRAND	STATUS OF CORRECTION
III.	A1.	IN PROGRESS OF FORMULATING A STANDARD DOCUMENT; ALTER ESTIMATED IMPLEMENTATION DATE FOR AUGUST, 2001

SECTION	STRAND	STATUS OF CORRECTION
IV.	A1.	IN PROGRESS: SCHEDULING FOR FALL AND SPRING 2001-2002 ARE TAKING PLACE CURRENTLY
	A2.	NOT IMPLEMENTED: NOT FEASIBLE AT THIS TIME; KEEP TARGET DATE
	A3.	IMPLEMENTED: INCREASED NUMBER OF DOUBLE HEADERS TO FOUR (4): 3 HOME AND 1 AWAY IN PROGRESS: FUTURE SCHEDULING

SECTION	STRAND	STATUS OF CORRECTION
XIII.	A1.	ALTER SUGGESTED CHANGE: COACH REQUESTS FOR STUDENTS TO ATTEND FOR ACADEMIC PROBLEMS
	A2.	IN PROGRESS: ALTER TARGET DATE FOR SEPT. 2001 FOR STANDARD PROCEDURE FOR ALL COACHES
	A3.	IN PROGRESS: ALTER TARGET DATE FOR SEPT. 2001 FOR STANDARD PROCEDURE FOR ALL COACHES