

APR 09 2001



**KENTUCKY HIGH SCHOOL ATHLETIC ASSOCIATION  
ANNUAL VERIFICATION OF TITLE IX PROCEDURES**  
(To be submitted by April 15, 2001 along with other required forms)

The ROCKCASTLE COUNTY High School, MT. VERNON, Kentucky  
(Name of High School) (City)

certifies to the Kentucky High School Athletic Association that the following is an accurate and true representation of the facts surrounding compliance with Title 20, U.S.C. Titles 1681-1688, et. Seq. (also known as Title IX)

**I certify the following provisions in accordance with records at the school contained in the permanent Title IX file, and to the best of my knowledge have completed the following tasks. (All boxes must be checked)**

- Established a gender equity committee at the high school. (list committee personnel provide attachment if necessary)

Name	Address	Phone	Title
Angie Hendrickson	P.O. Box 1410, Mt. Vernon	(606) 256-4816	RCMS French Teacher
Tom Larkey	P.O. Box 1410, Mt. Vernon	(606) 256-4816	RCMS Athletic Director
Melanie Lyons	245 Richmond Street, Mt. Vernon	(606)256-2125	Parent
Barry Noble	P. O. Box 1410, Mt. Vernon	(606) 256-4816	RCMS Assistant Principal
Loretta Powell	245 Richmond Street, Mt. Vernon	(606)256-2125	Director of Student Services
Dawn Quigley	P.O. Box 1410, Mt. Vernon	(606) 256-4816	RCMS Math Teacher
Connie Riddle	P.O. Box 1410, Mt. Vernon	(606) 256-4816	RCMS Business Teacher
Rhonda Rose	P.O. Box 1410, Mt. Vernon	(606) 256-4816	RCMS Chemistry Teacher
Melissa Singleton	P.O. Box 1730, Mt. Vernon	(606) 256-5118	RCMS Social Studies Teacher

- Scheduled a minimum of three meetings during the 2000-2001 school year on the following dates:  
9/13/00, 12/07/00, 3/28/01, 4/02/01

- Designated the following person as the Title IX coordinator for the school:

J. Barry Noble	School Coordinator	P.O. Box 1410, Mt. Vernon, KY 40456	(606)256-4816
Loretta K. Powell	District Coordinator	245 Richmond St., Mt. Vernon, KY 40456	(606)256-2125
Name	Title	Address	Phone

- School personnel is continuing to make periodic reviews of the boys and girls athletics program reflected in the Corrective Action Plan.

- In addition to the above information, the above referenced school maintains a complete permanent file relative to Title IX records including copies of the self-assessment audit, all corrective action plans, and other related materials.

John Barry Noble  
(School Authorized Signature)

Assistant Principal/Designee  
Position (Principal, Designated Rep)

April 5, 2001  
(Date)

Larry B. Hammond  
(Superintendent Signature)

Sharon K. Huppert  
(School Board Chairperson)

ACCOMMODATION OF INTERESTS AND ABILITIES

SUMMARY PROGRAM CHART I

Participation Opportunities Test One

Program	Enrollment (1)	Percentage of Total Enrollment (3)	Number of Interscholastic Participants (double and triple count) (4)	Percent of Total Participation (5)
GIRLS	405	48.6	130	41
BOYS	428	51.4	187	59
Totals (2)	833	100%	317	100%

Instructions:

- 1) Determine the total number of girls enrolled.  
Determine the total number of boys enrolled.
- 2) Add the total number of girls and boys enrolled to determine total enrollment.
- 3) Calculate the percentage of total enrollment that is female. Calculate the percentage of total enrollment that is male.
- 4) Ask the head coaches to review the most updated eligibility or squad lists for their teams. Ask coaches to confirm the names of those individuals who are on the team as of the first date of competition, and cross out the names of those who were cut from the team or quit the team prior to the first competitive event. Determine the total number of interscholastic athletics participants that are girls. In order to determine the total number of athletics participants an individual should be counted each time he or she participates on a team. For example, if Jane Doe competes on the varsity volleyball team, the junior varsity volleyball team, the junior varsity basketball team, and the varsity softball team, she should be counted as four participants (do not include club or intramural sports participants or cheerleaders). Calculate the same way for boys and girls.
- 5) Calculate the percentage of female participation (column 1) based on information from (column 4).  
  
Calculate the percentage of male enrollment (column 1) based on information from (column 4).

Note: While being within three percent is not a formal compliance standard; if the percent listed in column 5 is within 3% of column 3 then it provides a good target within which compliance is likely.

Signature: Joretta K. Powell Date: 4-5-01

**ACCOMMODATION OF INTERESTS AND ABILITIES**  
**SUMMARY PROGRAM CHART 2**

**Participation Opportunities Test Two**

Program	Number of Teams Currently Offered (1)	Number of Teams Added in Last Five Years (2)	Number of Participants Added in Last Five Years (3)	Percent of Total Participation By Sex (4)
GIRLS	varsity: 5	1	15	11.5
	j.v.: 2	0	0	0
	frosh: 1	0	0	0
	other: 0	0	0	0
	total: 8	1	15	11.5
BOYS	varsity: 7	1	9	5
	j.v.: 3	0	0	0
	frosh: 2	0	0	0
	other: 0	0	0	0
	total: 12	1	9	5

- 1) Calculate the number of interscholastic teams offered for girls at each competitive level (for example, varsity, junior varsity, and freshman levels).
- 2) Calculate the number of interscholastic teams that have been added in the last five years at each competitive level.
- 3) Determine the total number of participants that are currently on the teams that were added in the last five years.
- 4) Calculate the percentage of participants that have been added in the last five years. For example, if girls' varsity soccer (22 participants), junior varsity soccer (18 participants), junior varsity golf (8 participants), and freshman softball (15 participants) have been added in the last five years, then 63 participation opportunities have been added for girls. If the total number of female participants in the program is 300, taken from form T-1, column 4 then 21% of the current opportunities (63 of 300) have been added in the last five years. Note: The total number of male/female participants should be the same as item 4 on Summary Program Chart 1 on form T-1.

Note: If the percentage of current female participants added in the last five years is 25% or greater, compliance with test two may be possible. If less than 25%, then compliance with test three should be analyzed. CAUTION: 25% is not a formal compliance standard. The count shall be taken on the first day of competition for students that are officially members of the team.

Signature: Loretta K. Powell Date: 4-5-01

**ACCOMMODATION OF INTERESTS AND ABILITIES**

**SUMMARY PROGRAM CHART 3**

**Participation Opportunities Test Three**

If girls are underrepresented in the interscholastic athletics program, answer the following questions for girls only. If boys are underrepresented in the interscholastic athletics program, answer the following questions for boys only.	GIRLS		BOYS
1. Is there an intramural team offered in a sport not now available in the interscholastic athletics program? (YES or NO)	Yes		
2. For a sport <u>not</u> currently offered, is there sufficient interest to form a viable interscholastic team based on participation on an intramural team or community recreation teams? (YES or NO)	Yes		
3. For a sport currently offered, is there enough interest to form a viable team for a junior varsity, freshman, or other interscholastic level that is not currently offered? (YES or NO)	No		
4. If you answered yes to question one, two, <u>or</u> three, are there enough other high schools in your school's normal competitive region offering the sport and competitive level of sport to constitute enough competition for a reasonable competitive schedule? (YES or NO)	Yes		

Signature: Loretta K. Powell Date: 4-5-01

**ACCOMMODATION OF INTERESTS AND ABILITIES**  
**SUMMARY PROGRAM CHART 4**

**Levels of Competition Test One**

Team Levels		
	GIRLS	BOYS
<b>Total Number of Athletics Participants in All Levels</b>		
<b>1. Number of Varsity Teams Offered</b>	5	7
<b>2. Number of Participants on all Varsity Teams</b>	82	110
<b>3. Percentage of Total Varsity Participants By Sex</b>	63	58.8
<b>4. Total Number of Male Participants At All Levels</b>		187
<b>5. Number of Junior Varsity Teams Offered</b>	2	3
<b>6. Number of Participants on all Junior Varsity Teams</b>	33	52
<b>7. Percentage of Total Junior Varsity Participants By Sex</b>	25	27.8
<b>8. Number of Freshman Teams Offered</b>	1	2
<b>9. Numbers of Participants on all Freshman Teams</b>	15	25
<b>10. Percentage of Total Freshman Participants By Sex</b>	11.5	13.4

- 1) Determine the number of teams at the varsity, junior varsity, and freshman levels for boys and girls. (#1, 5, 8)
- 2) Determine the total number of participants for boys and girls at each competitive level. (#2, 6, 9)
- 3) Calculate the percentage of female and male participants at each level. (3, 6, 9)  
 Example: Take the total number of female participants from the Summary Program Chart 1 (form T-1) and divide it into the number of total participants for each level, varsity, junior varsity and freshman levels. Perform the same calculation for male participants. For example, if there are a total of 300 female participants, and 180 girls are on varsity teams, 80 girls on junior varsity teams, and 40 girls on freshman teams, then 60% of girls' participation opportunities are at the varsity level (180 divided by 300), 27% are at the junior varsity level (80 divided by 300), and 13% are at the freshman level (40 divided by 300). If there are a total of 400 male participants, and 250 participate at the varsity level, 100 boys participate on junior varsity teams, and 50 boys participate on freshman teams, then 63% of boys participate at the varsity level (250 divided by 400), 25% compete at the junior varsity level (100 divided by 400), and 13% compete at the freshman level (50 divided by 400).

Signature: Loretta K. Powell Date: 4-5-01

## 2000-2001 KHSAA TITLE IX ATHLETICS AUDIT

### Checklist - Overall Interscholastic Athletics Program

Areas of Compliance	ADVANTAGE TO		
	GIRLS' PROGRAM	BOYS' PROGRAM	NEITHER PROGRAM (Compliance)
Opportunities		X	
Equipment and Supplies			X
Scheduling of Games and Practice Time			X
Travel and Per Diem Allowances			X
Coaching			X
Locker Rooms, Practice and Competitive Facilities			X
Medical and Training Facilities and Services			X
Publicity			X
Support Services			X
Athletic Scholarships**			
Tutoring**			X
Housing and Dining Facilities and Services**			
Recruitment of Student Athletes**			

\*\* Athletic scholarships, tutoring specifically for athletes, housing and dining facilities and services, and recruitment of student athletes are usually not relevant at the high school level.

Signature: *Loretta K. Powell* Date: 4-5-01

*RCHS  
Boys  
Responses*

INTERSCHOLASTIC ATHLETICS SURVEY  
Summary Of Student Responses

Instructions:

1. Summarize the Student Athletics Interest Surveys by listing the total number of responses on the line next to each sport.
2. Under the other category please provide a listing of the sports as well as the number of students who are interested in participating.
3. Please sign and date the Summary Form (T-64) and mail the Summary Form only to the KHSAA by April 15, 2001. Do not mail the original.

Date: 3-28-01  
Completed By: JOHN BARRY NOBLE

Fall Sports (List Total Number of Participation Responses)

145 Football  
 \_\_\_\_\_ Girls' Volleyball  
47 Boys' Volleyball  
26 Boys' Cross-Country  
1 Girls' Cross-Country  
 \_\_\_\_\_ Girls' Field Hockey  
45 Boys' Golf  
 \_\_\_\_\_ Girls' Golf  
51 Boys' Soccer  
 \_\_\_\_\_ Girls' Soccer

Winter Sport (List Total Number of Responses)

131 Boys' Basketball  
 \_\_\_\_\_ Girls' Basketball  
25 Boys' Swimming & Diving  
3 Girls' Swimming & Diving  
70 Boys' Wrestling  
2 Girls' Gymnastics  
32 Boys' Indoor Track  
 \_\_\_\_\_ Girls' Indoor Track

Spring Sport (List Total Number of Responses)

52 Boys' Track  
 \_\_\_\_\_ Girls' Track  
2 Girls' Tennis  
40 Boys' Tennis  
2 Girls' Slow Pitch Softball  
 \_\_\_\_\_ Girls' Fast Pitch Softball  
119 Boys' Baseball

Other Sports (From Survey Question 10)

Name of Sport	Number of Students Interested In Participating
Hockey	22
Wrestling	18
Soccer	17
Football	14
baseball	9
basketball	8
Volleyball	7
Swimming and boxing	6

Number of Students who participate in Intramural Sports. (From Survey Question 5)

Sport	Number
Football	13
Basketball	10
Baseball	7
Track	3
Volleyball	2
Wrestling & Cross Country	2

List Intramural Sports students are interested in adding: (From Survey Question 6)

Sport	Number
Soccer	16
Wrestling	13
Hockey	11
Volleyball	7
Basketball	6
Polo & Football	6, 5

Participation in Non-School Sports Activities (From Survey Question 7)

Sport	Number
Basketball	31
Baseball	17
Football	14
Softball	7
Hunting	6
Soccer, Wrestling, & Pool	5



Reasons for not participating in interscholastic athletics. (From Survey Question 8)

Response	Number
15	I prefer other activities such as band, chorus, etc.
67	I don't have time
14	The practice schedules and game times are inconvenient
30	The sport I like isn't offered
9	It's too expensive
10	I prefer to participate in club or intramural sports
48	Working
55	Other

Student Suggestions to encourage participation

- Helps to keep you physically fit should be promoted more
- Have equal amount of pep rallies for all sports
- Require less practice time
- Publicize try-outs and requirements for sports
- make all sports equal in the school's eye
- Produce a greater variety of sports with greater budgets for those sports

John Barry Noble  
Signature

3-28-01  
Date

RCHS  
Girls  
Responses

INTERSCHOLASTIC ATHLETICS SURVEY  
Summary Of Student Responses

Instructions:

1. Summarize the Student Athletics Interest Surveys by listing the total number of responses on the line next to each sport.
2. Under the other category please provide a listing of the sports as well as the number of students who are interested in participating.
3. Please sign and date the Summary Form (T-64) and mail the Summary Form only to the KHSAA by April 15, 2001. Do not mail the original.

Date: 3-28-01  
Completed By: JOHN BARRY NOBLE

Fall Sports (List Total Number of Participation Responses)

27 Football  
171 Girls' Volleyball  
3 Boys' Volleyball  
1 Boys' Cross-Country  
10 Girls' Cross-Country  
12 Girls' Field Hockey  
1 Boys' Golf  
15 Girls' Golf  
1 Boys' Soccer  
146 Girls' Soccer

Winter Sport (List Total Number of Responses)

3 Boys' Basketball  
77 Girls' Basketball  
1 Boys' Swimming & Diving  
127 Girls' Swimming & Diving  
4 Boys' Wrestling  
103 Girls' Gymnastics  
     Boys' Indoor Track  
28 Girls' Indoor Track

Spring Sport (List Total Number of Responses)

1 Boys' Track  
40 Girls' Track  
111 Girls' Tennis  
2 Boys' Tennis  
64 Girls' Slow Pitch Softball  
63 Girls' Fast Pitch Softball  
1 Boys' Baseball

Other Sports (From Survey Question 10)

Name of Sport	Number of Students Interested in Participating
soccer	53
swimming	29
volleyball	27
tennis	21
football	10
wrestling	5
hockey	5
softball	5

Number of Students who participate in Intramural Sports. (From Survey Question 5)

Sport	Number
volleyball	11
softball	7
basketball	5
soccer	4
swimming	3
cheerleading	3

List Intramural Sports students are interested in adding: (From Survey Question 6)

Sport	Number
soccer	54
swimming	18
volleyball	17
tennis	14
girl's football	11
gymnastics	9

Participation in Non-School Sports Activities (From Survey Question 7)

Sport	Number
basketball	21
swimming	12
gymnastics	10
softball	10
volleyball	7
karate	6

Reasons for not participating in interscholastic athletics. (From Survey Question 8)

Response	Number
38	I prefer other activities such as band, chorus, etc.
93	I don't have time
25	The practice schedules and game times are inconvenient
66	The sport I like isn't offered
21	It's too expensive
7	I prefer to participate in club or intramural sports
33	Working
37	Other

Student Suggestions to encourage participation

- Offer intramural programs in sports that are new and have been in existence.
- Offer clinics for new sports to introduce those sports to all students.
- Advertise throughout the school and community the sports and what they offer.
- Introduce middle school students to the high school's sports programs.
- Bring in speaker (outside of high school) to speak on sports and how sports aided them.
- Offer co-ed programs for all sports.

John Bang noble  
Signature

3-28-01  
Date

School Year: 2000-2001

Signature: Loretta R. Powell

Date: 4-5-01

## TITLE IX CORRECTIVE ACTION PLAN

To utilize this form indicate the intended area which needs corrective action and the suggested change time table for implementation. You may copy this form as needed. Please attach corrective action plans along with audit forms and submit by April 15, 2001.

ITEM FOR CORRECTION	SUGGESTED CHANGE	TIME TABLE FOR CORRECTIVE ACTION
<p>There continues to be a slight inequity as revealed by percentages, with girls at 41% and boys at 59%</p>	<p>Adding a volleyball team next year 2001-2002 will create a more equitable situation and bring our percentages nearer to 50% for each gender.</p>	<p>Fall 2001</p>
<p>Unequal access to all of schools' weight room.</p>	<p>Placement of a posted schedule for sign-up for weight room use as suggested by 2001 KHSAA audit.</p>	<p>Summer 2001</p>
<p>Inequity in school expenditures in male/female sports</p>	<p>The school will conduct a per sport spending history and attempt to develop adequate and equitable budgets for all sports teams. Schedule an informational meeting with head coaches, booster clubs' presidents and treasurers regarding legal issues related to Title IX.</p>	<p>Spring 2002</p>

**BUDGETS - PROGRAM COMPARISON CHART 1**

Teams	equipment and supplies		travel		awards		coaches' salaries		facilities improvements		publications (if sport-specific)	
	B*	E	B	E	B	E	B	E	B	E	B	E
G basketball	5,800*	3,200		975		50	10,245	10,245				150
B basketball	12,250*	2,900		1,650			11,147	11,147				150
G softball	701*	2,600		670		325	3,817	3,817				
B baseball	5,100*	5,200		1,250		450	3,817	3,817		200**		
G cross country		880		858		165	477	477				
B cross country							477	477				
G golf												
B golf	700	700	500	500			954	954				
G soccer												
B soccer												
G swimming												
B swimming												

*99-00 Budget  
Resubmitted  
4-6-01*

Signature: *Pat Allen Swartz R. Powell* Date: *3-1*

\*These funds are gate intakes for the various sports under which they are listed. They are not budgeted to those specific sports, but are placed in an athletic account and distributed to sports on a prioritized needs basis. Please find attached a MUMS Report showing an additional \$15,000 Board Allotment and Booster Club Budgets.  
 \*\*See attached Baseball Booster Club Budget for reported improvements. All rights reserved.  
 Copyright 1999, Good Sports, Inc., Title IX and Gender Equity Specialists. All rights reserved.

**BUDGETS - PROGRAM COMPARISON CHART 2**

Teams	equipment and supplies		travel		awards		coaches' salaries		facilities improvements		publications (if sport-specific)	
	B	E	B	E	B	E	B	E	B	E	B	E
G track				624			954.50	954.50	Track Resurfacing \$36,620			
B track							954.50	954.50				
G tennis												
B tennis												
G volleyball												
B wrestling												
G (list sport)												
B (football)	36,200 *	15,000		2,473		325	21,747	21,747				
G (list sport)												
B (list sport)												

\* "B" is for budgets and "E" is for expenditures

Signature:

*Paul Allen Swartz*

Date:


3-7-01

ROCKCASTLE COUNTY SCHOOLS  
 YEAR-TO-DATE BUDGET REPORT

OR 2000 11

UNITS FOR:	ORIGINAL	TRANFRS/	REVISED			AVAILABLE	PCT
GENERAL FUND	APPROP	ADJSTMTS	BUDGET	YTD EXPENDED	ENCUMBRANCES	BUDGET	USED
-----							
0025 RCHS ATHLETIC PROGRAMS							
-----							
2 EXTRA SERVICE PAY	55,000	.00	55,000.00	36,114.16	.00	18,885.84	65.7%
0 CLASSIFIED REGULAR SALARY	2,386	2,386.00	4,772.00	5,368.75	.00	-596.75	112.5%
0 CLASSIFIED/PARAPROF SALARY	6,442	.00	6,442.00	6,754.48	.00	-312.48	104.9%
0 STIPENDS	0	.00	.00	.00	.00	.00	.0%
1 EMPLOYER FICA CONTRIBUTION	550	.00	550.00	735.00	.00	-185.00	133.6%
2 EMPLOYER MEDICARE CONTRIBUTION	550	.00	550.00	490.16	.00	59.84	89.1%
2 CERS EMPLOYER CONTRIBUTION	400	.00	400.00	424.79	.00	-24.79	106.2%
4 MEDICAL SERVICES	0	.00	.00	1,500.00	.00	-1,500.00	.0%
3 EQUIPMENT REPAIR & MAINT	0	.00	.00	1,451.30	.00	-1,451.30	.0%
0 TRAVEL	0	.00	.00	220.00	.00	-220.00	.0%
0 GENERAL SUPPLIES	15,000	.00	15,000.00	23,173.92	39.94	-8,213.86	154.8%
4 AWARDS	0	.00	.00	.00	.00	.00	.0%
5 OTHER INSTRUCTIONAL EQUIPMENT	0	.00	.00	.00	419.40	-419.40	.0%
0 REGISTRATION FEES & OTHR DUES	0	.00	.00	1,365.00	.00	-1,365.00	.0%
TOTAL RCHS ATHLETIC PROGRAMS	90,328	2,386.00	82,714.00	77,597.56	459.34	4,657.10	94.4%
TOTAL GENERAL FUND	80,328	2,386.00	82,714.00	77,597.56	459.34	4,657.10	94.4%
TOTAL EXPENSES	80,328	2,386.00	82,714.00	77,597.56	459.34	4,657.10	





**ROCKCASTLE COUNTY QUARTERBACK CLUB**

c/o Jim Bussell

**P.O. Box 541**

**Brodhead, Kentucky 40409**

**"1999" ROCKCASTLE COUNTY QUARTERBACK CLUB ANNUAL REPORT**

**\*Officers:**

**Jim Bussell, President**

**Tom Larkey, Vice-President**

**Henry Vanzant, Secretary**

**Donnie Helton, Treasurer**

**\*Beginning Balance (January 1, 1999):**

**\$8,245.34**

**\*Expenditures (for calendar year "1999"):**

**\$200.00 (All - Mountain Team Sponsorship -Andy Hale)**

**\$689.60 ("Letter" Jackets - Jr. Class & Sweatshirts -Sr.Class)**

**\$300.00 (Australian All-Star Team Sponsorship - Andy Hale/Josh Martin/Andrew Carrera)**

**\$2,331.00 (Caps Purchase - Concession Sales)**

**- \$410.18 (Football Field Maintenance - Spraying of Herbicides/Fertilizers)**

**✓\$4,211.75 (Football Camp Expenses)**

**✓\$128.20 (Lodging for U K's Football Trainer at Football Camp)**

**\$1,662.00 (Tee-Shirts Purchase- Concession Sales)**

**- \$303.89 (Sign Production Cost -A. & W. Coin Laundry)**

**\$20.04 (Soft Drinks Purchase - Concession Sales)**

**- \$430.00 (Football Field Maintenance - Spraying of Herbicides/Fertilizers)**

**\$174.06 (Concessions Purchase - Concession Sales)**

**"1999" R. C. QUARTERBACK CLUB ANNUAL REPORT**

Page 2

\$778.10 ("Letter" Jackets Purchase – Balance of the Jr. Class)  
\$99.00 (Pizzas Purchase – Concession Sales)  
\$2,669.00 (Sweatshirts Purchase – Concession Sales)  
\$2,265.00 (Reserve Seats – High School's Share)  
\$216.00 (Soft Drinks Purchase – Concession Sales)  
\$738.00 (Sweatshirts Purchase – Concession Sales)  
\$562.72 (Concessions Purchase – Concession Sales)  
\$210.00 (Pizzas Purchase – Concession Sales)  
– \$1,809.23 (Ice Machine/Bin Purchase for Football Training Room)  
\$210.00 (Pizzas Purchase – Concession Sales)  
\$225.00 (Soft Drinks Purchase – Concession Sales)  
– \$1,580.00 (Paint Machine/Line Striper – for painting football field)  
\$218.71 (Concessions Purchase – Concession Sales)  
\$5.40 (Balance of Concessions Purchase – Concession Sales)  
– \$1,550.00 (Rockcastle Co. Youth Football – Sign Rental Share)  
\$23,996.86 (Total Expenditures for "1999")

**\*Receipts (for calendar year "1999"):**

\$1,443.00 (Deposit – 1/21/99)  
\$4,764.00 (Deposit – 8/17/99)  
\$5,461.00 (Deposit – 8/30/99)  
\$2,124.85 (Deposit – 9/20/99)  
\$1,599.00 (Deposit – 10/6/99)  
\$3,590.50 (Deposit – 10/18/99)  
\$1,456.75 (Deposit – 11/8/99)  
\$1,652.50 (Deposit – 11/30/99)  
\$1,166.00 (Deposit – 12/16/99)  
\$23,257.60 (Total Receipts for "1999")

**\*Close of Year "1999" Balance (December 31, 1999):**

\$7,505.56

**\*Net for calendar year "1999":**

\$23,257.60 (Receipts)  
– 23,996.86 (Expenditures)  
– \$739.26 (Balance/Net)

**"1999" R. C. QUARTERBACK CLUB ANNUAL REPORT**

Page 3

**\*Major Projects Completed in "1999":**

- **Support of Rockcastle Co. Youth Football (\$1,550.00)**
- **Football Field Main./Lawnmower "Up-Keep"/Field Prep for Home Games**
- **Football Camp Expenses (Cost of \$4,211.75)**
- **Purchase of Ice Machine/Bin for Football Training Room (Cost of \$1,809.23)**
- **Purchase of Paint Machine/Line Striper for Painting of Football Field (Cost of \$1,580.00)**
- **Miscellaneous ("Letter Jackets" for Jr. Class/Sweatshirts for Sr. Class/All-Star Team Sponsorships/Meals and etc. for Football Team)**

# Rochester County High School Baseball Dugout Club--Income Statement For Fiscal Year--July 1, 1999 - June 13, 2000

Cash Transactions	Receipts	Expenditures	BALANCE
Beginning Balance--July 1, 1999	\$1,198.86		\$1,198.86
1999 Blue & Red Shirts	\$895.75		\$2,094.61
Players' Payment for Shirts	\$666.50		\$2,761.11
Cocoa Expo 2000:			
Cocoa Expo	\$5,930.55		\$8,691.66
Knoxville Tours	\$4,375.00		\$13,066.66
Players' Payment for Expo	\$6,150.00		\$19,216.66
			(Decrease)
			\$1,198.86

Fundraisers:			
Sweatshirts	\$1,360.00	\$1,275.00	\$85.00
Concessions	\$4,973.10	\$4,199.54	\$773.56
Car Wash	\$452.00		\$452.00
Cookie Sales	\$75.00		\$75.00
Dance	\$320.00		\$320.00
Bus Donations	\$200.00		\$200.00
Pony Raffle	\$625.00		\$625.00
Pins	\$11.00		\$11.00
Walmart Raffles	\$415.00		\$415.00
Easter Baskets	\$465.00	\$359.08	\$105.92
Split-the-Pot	\$75.50		\$75.50
Sign Rentals	\$1,300.00		\$1,300.00
Region 13 T-Shirts	\$1,231.00	\$975.00	\$256.00
Donation--Meal	\$50.00		\$50.00

Practice Equipment Purchased:			
Protective Screens	\$1,183.00		(\$1,183.00)
Astro Turf Pads	\$209.37		(\$209.37)
Miscellaneous Expenses:			
Flowers--McCollum Funeral	\$45.00		(\$45.00)
Scorebooks	\$7.90		(\$7.90)
Ending Balance--June 13, 2000	TOTAL	\$19,467.96	\$12.77

Non Cash Contributions:			
Ryan and Connie Riddle	\$200.00		\$200.00
Roller, 2 Mats, Air Hose	\$1,500.00		\$1,500.00
Fall Work:			
Laser design work on baseball field	\$904.50		\$904.50
Fall Seeding	\$904.50		\$904.50
Spring Work:			
Sprayed broadleaf Herbicide on baseball field, spread fertilizer, & Prem	\$900.00		\$900.00
Strip sod from infield & haul old sod away, graded field, had sod delivered	\$4,750.00		\$4,750.00
Total	\$8,254.50		\$8,254.50

In addition to the above contributions, Ryan Riddle performs the following:

- Maintains the mowing of the grass area of the baseball field year round using his own riding lawn mower and push mower.
- Maintains the dirt part of the infield using his own riding lawn mower, golf cart, aerator, and tiller.
- Monitors the sprinkler system to assure proper working order and proper watering of the infield.
- Purchases the gas and oil needed to maintain the equipment used.

Connie Riddle, Treasurer  
*Connie Riddle*  
 Date 6/13/2000

RCHS Baseball--Dugout Club

Disbursements		Receipts	
Beginning Balance--July 1, 1999	\$1,198.86		
1999 Blue & Red Shirts	\$854.25		
1999 Blue & Red Shirts--Player Deposit	\$150.00		
1999 Blue & Red Shirts--Player Deposit	\$91.50		
1999 Blue & Red Shirts--Player Deposit	\$50.00		
1999 Blue & Red Shirts--Player Deposit	\$25.00		
1999 Blue & Red Shirts--Player Deposit	\$250.00		
1999 Red Shirt	\$41.50		
2000 Cocoa Expo 1st Deposit	\$500.00		
2000 Cocoa Expo 2nd Deposit	\$500.00		
Cocoa Expo Final Payment	\$5,325.55		
2000 Cocoa Expo--Player Deposit	\$750.00		
2000 Cocoa Expo--Player Deposit	\$400.00		
2000 Cocoa Expo--Player Deposit	\$850.00		
2000 Cocoa Expo--Player Deposit	\$300.00		
2000 Cocoa Expo--Player Deposit	\$100.00		
2000 Cocoa Expo--Player Deposit	\$600.00		
2000 Cocoa Expo--Player Deposit	\$533.50		
2000 Cocoa Expo--Player Deposit	\$1,300.00		
2000 Cocoa Expo--Player Deposit	\$300.00		
2000 Blue Sweatshirts--Baseball	\$625.00		
2000 Red Hooded Sweatshirts	\$650.00		
2000 Sweatshirt Sales	\$40.00		
2000 Sweatshirt Sales	\$600.00		
2000 Sweatshirts Sales	\$80.00		
Baseball Concessions--Expense	\$379.14		
Baseball Concessions--Expense	\$180.00		
Baseball Concessions--Expense	\$71.93		
Baseball Concessions--Expense	\$225.24		
Baseball Concessions--Expense	\$160.66		
Baseball Concessions--Expense	\$17.35		
Baseball Concessions--Expense	\$18.80		
Baseball Concessions--Expense	\$8.37		
Baseball Concessions--Expense	\$9.00		
Baseball Concessions--Expense	\$126.00		
Baseball Concessions--Expense	\$139.76		
Baseball Concessions--Expense	\$2.83		
Baseball Concessions--Expense	\$108.00		
Baseball Concessions--Expense	\$120.00		
Baseball Concessions--Expense	\$404.80		
Baseball Concessions--Expense	\$348.24		
Baseball Concessions--Expense	\$376.46		
Baseball Concessions--Expense	\$132.00		
Baseball Concessions--Expense	\$144.00		
Baseball Concessions--Expense	\$17.17		
Baseball Concessions--Expense	\$445.00		
Baseball Concessions--Expense	\$623.00		
Baseball Concessions--Expense	\$275.00		
Baseball Concessions--Expense	\$328.00		
Baseball Concessions--Expense	\$425.00		
Baseball Concessions--Expense	\$507.00		
Baseball Concessions--Expense	\$293.10		
Baseball Concessions--Expense	\$363.60		
Baseball Concessions--Expense	\$350.00		
Baseball Concessions--Expense	\$500.25		
Baseball Concessions--Expense	\$545.00		
Baseball Concessions--Expense	\$318.15		
Baseball Concessions--Expense	\$100.00		
2000 Cocoa Expo--Bus Donation	\$100.00		
2000 Cocoa Expo--Bus Donation	\$462.00		
Car Wash	\$75.00		
Cookie Sales	\$462.00		
Dance	\$320.00		
WalkMart Raffle--1st	\$231.00		
WalkMart Raffle--#2	\$184.00		
Easter Basket--Expense	\$359.08		
Flowers--McCollum Funeral	\$45.00		
Pin Sales	\$11.00		
Pony Raffle	\$625.00		
Refund--Player overpaid Cocoa	\$83.50		
RS Global, Inc. (Astro Turf Pads)	\$209.37		
Scorebooks	\$7.90		
Screens--Practice	\$1,183.00		
Sign Rental	\$450.00		
Ending Balance--April 28, 2000	\$3,566.06		
	\$13,373.90	\$16,939.96	

# LADY ROCKETS BOOSTER CLUB

Beginning Balance 1999-2000 Season - \$3637.38

CHECKS																																			
329	Lowe's	11/99-	\$ 177.40																																
330	Redemption	11/99-	5280.00																																
331	Rockcastle Emb.	11/99-	414.00																																
332	Melanie Lyons	11/99-	34.62																																
333	H&W Sport Shop	12/99-	388.50																																
334	Marlene Lawson	12/99-	134.74																																
335	Postmaster	1/00-	6.60																																
336	Blimpies	1/00-	86.89																																
337	Lowe's	1/00-	420.00																																
338	Sam's	TOTAL-12,911.00	101.89																																
339	Blimpies		40.00																																
340	Blimpies		80.00																																
341	Pepsi	H&W Sport Shop	72.00																																
342	SCS (camera)	H&W Sport Shop	355.00																																
343	RCHS (Pepsi)		27.00																																
344	Marlene Lawson	Lowe's	57.48																																
345	Sam's Club	Total:	115.51																																
346	Sam's Club		208.87																																
347	Sam's Club		253.17																																
248	Tim (Janitor)		50.00*																																
<b>TOTAL CHECKS</b>			<b>\$8305.67</b>																																
<table border="0" style="width: 100%;"> <tr> <td style="width: 15%;"></td> <td style="width: 15%;"></td> <td style="width: 40%;"></td> <td style="width: 30%;"></td> </tr> <tr> <td>Beginning Balance-</td> <td style="text-align: right;">\$3637.38</td> <td></td> <td></td> </tr> <tr> <td>Deposits-</td> <td style="text-align: right;">12,911.00</td> <td></td> <td></td> </tr> <tr> <td>Sub-Total-</td> <td style="text-align: right;">16,548.38</td> <td></td> <td></td> </tr> <tr> <td>Expenses Paid</td> <td style="text-align: right;">8,305.67</td> <td></td> <td></td> </tr> <tr> <td>Bank Balance</td> <td style="text-align: right;">8,242.71</td> <td></td> <td></td> </tr> <tr> <td>Outstanding Bills</td> <td style="text-align: right;">4,172.95</td> <td></td> <td></td> </tr> <tr> <td>Operational Money</td> <td style="text-align: right;">4,069.76</td> <td></td> <td></td> </tr> </table>								Beginning Balance-	\$3637.38			Deposits-	12,911.00			Sub-Total-	16,548.38			Expenses Paid	8,305.67			Bank Balance	8,242.71			Outstanding Bills	4,172.95			Operational Money	4,069.76		
Beginning Balance-	\$3637.38																																		
Deposits-	12,911.00																																		
Sub-Total-	16,548.38																																		
Expenses Paid	8,305.67																																		
Bank Balance	8,242.71																																		
Outstanding Bills	4,172.95																																		
Operational Money	4,069.76																																		

WILLIS G. COFFEY, P.S.C.  
 ATTORNEY AT LAW  
 45 EAST MAIN STREET  
 P.O. BOX 247  
 MT. VERNON, KENTUCKY 40456  
 TELEPHONE  
 (606) 256-4405

May 19, 2000

Rockcastle County Board of Education  
 ATTN: Ms. Melanie Lyons  
 245 Richmond Street  
 Mt. Vernon, KY 40456

RE: Rockcastle County High School Boys Basketball  
 Booster Club

Dear Mrs. Lyons:

As you requested the following is an informal list of the disbursements of the Rockcastle County High School boys' basketball booster club for the 1999-2000 season.

T. S. outfitters	(Boxer shorts to be sold fund raiser)	\$956.80
Floors, Etc.	(carpets in locker room)	\$1,366.00
Rear magazines	(Fund raiser sale of magazines)	\$190.00
Loves	(warm-ups, tee-shirts)	\$485.47
Food World	(Banquet/Food for players)	\$112.00
Loves	(stools for locker room)	\$400.00
Pizza Hut	(Food for players)	\$60.00
Riare Resources	(Fund raiser)	\$10.00

CC: Boys' basketball Coach

Willis G. Coffey  
WGCI/d/1013

Respectfully,

If you need anything further please advise.

\$529.85	(Tee shirts, sweatshirts)	Lowes
\$2,302.54	(warm-ups)	Lowes
\$200.00	(Sponsorship of AllMountain Team)	Reimbursement
\$590.00	(warm-ups, tee shirts and sweatshirts)	Lowes
\$48.00	(food for players)	Pizza Hut



WILLIS G. COFFEY, P.S.C.  
ATTORNEY AT LAW  
45 EAST MAIN STREET  
P.O. BOX 247  
MT. VERNON, KENTUCKY 40456  
TELEPHONE  
(606) 256-4405

May 22, 2000

Rockcastle County Board of Education  
ATTN: Ms. Melanie Lyons  
245 Richmond Street  
Mt. Vernon, KY 40456

RE: Rockcastle County High School Boys Basketball  
Booster Club

Dear Ms. Lyons:

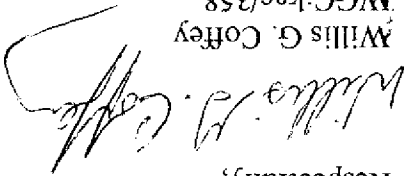
Please accept this as an addendum to my letter of May 19, 2000.

1. On July 1, 1999 the Boys Booster Club had a beginning balance of \$2,925.55.
2. The basketball team had the following fund raisers during the 1999-2000 season:

A.	Sold subscriptions to ESPN and Sports Illustrated Magazine	app. \$700.00
B.	Sold apparel	app. \$1,000.00
C.	Concessions	app. \$1,200.00

The players and their families paid for the warm ups, camps, etc.

Respectfully,



Willis G. Coffey

WGC:kac/358

CC: Boys Basketball Coach

WILLIS G. COFFEY, P.S.C.  
ATTORNEY AT LAW  
45 EAST MAIN STREET  
P.O. BOX 247  
MT. VERNON, KENTUCKY 40456  
TELEPHONE  
(606) 256-4405

July 6, 2000

Rockcastle County High School  
ATTN: Ruth Allen, Principal  
P.O. Box 1410  
Mt. Vernon, KY 40456


RE: Boy's Basketball Team  
Boosters Club

Dear Ms. Allen:

The following is the requested accounting of the Boy's Basketball Boosters Club, known as the "Tip off Club" for the prior school year.

Beginning Balance	7/1/99	\$2,925.55
Receipts		\$7,921.79
Expenditures		\$7,500.73
Ending balance		\$3,346.61

Respectfully,

  
\_\_\_\_\_  
President

\_\_\_\_\_  
Date 7-6-00