

Kentucky High School Athletic Association


To: Superintendent, Principal, and Athletic Director

From: Louis Stout, Commissioner
Brigid L. DeVries, Executive Assistant Commissioner

Date: April 16, 2002

Subject: Review of 2001-2002 Title IX Forms

School: Augusta High School



The KHSAA Audit Staff has received your submission of the 2001-2002 KHSAA required Title IX forms.

The information will be reviewed by appropriate Title IX Audit Staff and you will be notified if any additional information is necessary.


Remember your permanent Title IX file at the school must be kept current with information pertaining to your athletics program. Copies of the 2001-2002 KHSAA required documents must be kept as part of this file and are subject to Open Records Requests.

If we could be of further assistance, please do not hesitate to call anytime.

Kentucky High School Athletic Association

To: Superintendent, Principal, and Athletic Director _____

From: Louis Stout, Commissioner
Brigid L. DeVries, Executive Assistant Commissioner



Date: June 5, 2001

Subject: Review of 2000-2001 Title IX Forms

Enclosed please find a copy of a review of the 2000-2001 Title IX Forms, submitted by your school. A copy of this information must be included in your permanent Title IX file at your school. In addition, you may find an attachment with corrected copies of the forms submitted by your school personnel. Please review this information so the forms can be completed accurately in the future.

Also, KHSAA Audit Staff may have requested a re-submission of some of the 2000-2001 Title IX forms or need additional information on your athletic programs. Please submit this information by the date requested if this is applicable.

Remember your permanent Title IX file at the school must be kept current with information pertaining to your athletics program. Copies of all KHSAA required documents should be part of this file and are subject to Open Records requests.

Should you need any further information, please do not hesitate to call anytime.

Kentucky High School Athletic Association

Memo

To: KHSAA Member School Principals, Superintendents, Athletic Directors

From: Louis Stout, Commissioner
Brigid L. Devries, Executive Assistant Commissioner

Date: MAY 31, 2001

RE: 2001 Title IX Forms Submission

School Augusta Reviewed By Danny Reeves

The following is a status report regarding the required 2000 - 2001 Title IX Submission of forms due in to the KHSAA office by April 15, 2001. Appropriate Audit Personnel have reviewed these forms and the following is a summary of this review.

I. Checklist of Forms Submitted:

- GE 19 (Annual Verification)
- Form T-1 (Summary Program Chart 1)
- Form T-2 (Summary Program Chart 2)
- Form T-3 (Summary Program Chart 3)
- Form T-4 (Summary Program Chart 4)
- Form T-41 (Checklist - Overall Interscholastic Program)
- Form T-60 (Corrective Action Plan)
- Form T-63 (Interscholastic Survey Results)

II. Status

- A. Forms are satisfactory and no further information or action is necessary at this time.
- B. All forms have been submitted. However, errors have been noted with respect to the following.

T-60 (see comments below; also, copy attached)

- C. Other

Due to ~~the~~ size of school and small number of athletes, it is not necessary to eliminate any boys teams to achieve compliance.

School Year: 2000-2001
 Signature: Don A. Morris
 Date: 4/5/01

OK

**TITLE IX
 CORRECTIVE ACTION PLAN**

not necessary due to size of school & small # of athletes.

To utilize this form indicate the intended area which needs corrective action and the suggested change time table for implementation. You may copy this form as needed. Please attach corrective action plans along with audit forms and submit by April 15, 2001.

ITEM FOR CORRECTION	SUGGESTED CHANGE	TIME TABLE FOR CORRECTIVE ACTION
1. RECRUITMENT OF FEMALE ATHLETES FOR OTHER SPORTS SOFTBALL, VOLLEYBALL, AND POSSIBLY SOCCER ARE OPTIONS.	IF THERE IS NOT MAJOR FEMALE PARTICIPATION, WE ARE FACED WITH THE POSSIBILITY OF ELIMINATING ONE MAJOR SPORT. BASEBALL IS THE OBVIOUS CHOICE	DECEMBER, 2001
2. TRAINERS FOR BOYS AND GIRLS VARSITY BASKETBALL GAMES.	MUST BE PRESENT AT AN EQUAL NUMBER OF GAMES.	ON-GOING THROUGH THE 2001-2002 BASKETBALL SEASON.
3. GIRL/BOY BASKETBALL DOUBLE-ENDERS SHOULD HAVE GIRLS PLAYING THE SECOND OR "PRIME-TIME" GAME OF THE EVENING.	CONTINUED SCHEDULING CONSIDERATIONS TO RESOLVE THIS CONFLICT.	ON-GOING, BUT FULL IMPLEMENTATION EXPECTED BY THE 2002 SEASON.
4. CHEERLEADERS ONLY CHEER FOR BOYS GAMES.	MANDATE CHEERLEADING SQUAD TO CHEER AT EQUAL NUMBER OF BOYS AND GIRLS VARSITY BASKETBALL GAMES.	2001-2002 SEASON.

AUGUSTA

APR 10 2001

2000-2001

TITLE IX FORMS


DON S. IRVINE, ATHLETIC DIRECTOR

AUGUSTA HIGH SCHOOL

4/9/2001

Kentucky High School Athletic Association

Memorandum

To: Superintendent and Principal
From: Louis Stout, Commissioner 
Date: December 8, 2000
Subject: **Required Title IX Forms
2000-2001 School Year**

The Kentucky High School Athletic Association, with the approval of the Kentucky Department of Education, has finalized the 2000-2001 Title IX plans for KHSAA member schools.

With your 1999-2000 Title IX submission, all schools have now completed the initial Title IX Audit Review. It is our opinion that this 2000-2001 update, and submission of certain forms, will adequately supplement your schools' efforts to be in compliance with Title IX.

Enclosed please find a copy of the required forms to be submitted, with appropriate signatures, to the KHSAA not later than April 15, 2001.

1. Form GE-19 (KHSAA Annual Verification of Title IX Procedures)
2. Forms T-1 through T-4 (Summary Forms for Determining Students Interests and Abilities)
3. Form T-41 (Checklist for the Overall Interscholastic Athletics Program)
4. Form T-60 (Updated Corrective Action Plan)
5. Form T-63 (Summary of the Interscholastic Student Interest Survey)

A re-cap of the KHSAA requirements for Title IX are as follows:

1. Gender Equity Review Committees shall be in place to address local concerns and meet a minimum of three times each year with minutes of the meetings kept in the school's Title IX File. The committee shall monitor progress with regard to the school's Corrective Action Plan goals and address Title IX issues at the school.
2. Schools need to keep their permanent Title IX File current to include copies of all information submitted to the KHSAA.
3. Schools must currently conduct, a Student Interest Survey (Form T-61), on an annual basis. Student Interest Surveys must be kept on file for the previous two years and may be examined by the visiting KHSAA Audit Team. The Student Interest Surveys shall include students in Grades 9, 10 and 11. Grade 12 may be included as well. Grade 8 students may also be included if they are in middle schools that feed into the high school.

The KHSAA Audit Team members will continue to visit 20% of the membership this year to assist schools with their compliance program. The KHSAA Annual Delegate Assembly Meeting scheduled for January 9, 2001 will once again include a workshop on Title IX requirements and current issues.

The KHSAA remains available at any time to assist you with this important project.





**KENTUCKY HIGH SCHOOL ATHLETIC ASSOCIATION
ANNUAL VERIFICATION OF TITLE IX PROCEDURES
(To be submitted by April 15, 2001 along with other required forms)**

The Augusta High School, Augusta, Kentucky
(Name of High School) (City)

certifies to the Kentucky High School Athletic Association that the following is an accurate and true representation of the facts surrounding compliance with Title 20, U.S.C. Titles 1681-1688, et. Seq. (also known as Title IX)

I certify the following provisions in accordance with records at the school contained in the permanent Title IX file, and to the best of my knowledge have completed the following tasks. (All boxes must be checked)

Established a gender equity committee at the high school. (list committee personnel provide attachment if necessary) *** ON BACK**

Name	Address	Phone	Title
DR. TERESA WALLACE	307 BRACKEN ST. AUGUSTA	756-2545	SUPERINTENDENT
LISA SEBASTION	310 EAST 3 RD ST. AUGUSTA	756-3500	PARENT
KEVIN SANDERS	702 BALDWIN DR., MAYSVILLE	563-0876	GIRLS BASKETBALL COACH
ROBERT W. KELSCH	212 HAMILTON, AUGUSTA	756-2412	BOYS BASKETBALL COACH
BETTY J. WHITE	49 VALLEY HIGH DR., AUGUSTA	756-2298	TEACHERS AID
ROSEMARY HAMILTON	352 EAST MIAMI ST. APT #4 BROOKVILLE	735-2735	CHEERLEADING COACH
JAMES E. PATRICK	823 EAST 2 ND ST., MAYSVILLE	756-2105	PRINCIPAL

Scheduled a minimum of three meetings during the 2000-2001 school year on the following dates:
8-10-00
1-29-01
3-5-01

Designated the following person as the Title IX coordinator for the school:

DON IRVINE ATHLETIC DIRECTOR 892 DOGWOOD CT., MAYSVILLE 606-759-9130
 Name Title Address Phone

School personnel is continuing to make periodic reviews of the boys and girls athletics program reflected in the Corrective Action Plan.

In addition to the above information, the above referenced school maintains a complete permanent file relative to Title IX records including copies of the self-assessment audit, all corrective action plans, and other related materials.

Don S. Irvine
(School Authorized Signature)

A.D. DESIGNATED REP.
Position (Principal, Designated Rep)

3/29 2001
(Date)

Teresa Wallace
(Superintendent Signature)

Alice L. Estile
(School Board Chairperson)

Additional members of the gender equity committee at the high school:

Kristen Whiteman	6581 Augusta-Minerva Rd., Augusta	756-3288	Student
Todd Kelsch	218 E. Fourth Street, Augusta	756-3290	Student
Laura Bach	313 Elizabeth Street, Augusta	756-3055	BoardMember/Parent

ACCOMMODATION OF INTERESTS AND ABILITIES

SUMMARY PROGRAM CHART 1

Participation Opportunities Test One

Program	Enrollment (1)	Percentage of Total Enrollment (3)	Number of Interscholastic Participants (double and triple count) (4)	Percent of Total Participation (5)
GIRLS	40	43.0%	32	36.8%
BOYS	53	57.0%	55	63.2%
Totals (2)	93	100%	400% 87	100%

Instructions:

- 1) Determine the total number of girls enrolled.
Determine the total number of boys enrolled.
- 2) Add the total number of girls and boys enrolled to determine total enrollment.
- 3) Calculate the percentage of total enrollment that is female. Calculate the percentage of total enrollment that is male.
- 4) Ask the head coaches to review the most updated eligibility or squad lists for their teams. Ask coaches to confirm the names of those individuals who are on the team as of the first date of competition, and cross out the names of those who were cut from the team or quit the team prior to the first competitive event. Determine the total number of interscholastic athletics participants that are girls. In order to determine the total number of athletics participants an individual should be counted each time he or she participates on a team. For example, if Jane Doe competes on the varsity volleyball team, the junior varsity volleyball team, the junior varsity basketball team, and the varsity softball team, she should be counted as four participants (do not include club or intramural sports participants or cheerleaders). Calculate the same way for boys and girls.
- 5) Calculate the percentage of female participation (column 1) based on information from (column 4).

Calculate the percentage of male enrollment (column 1) based on information from (column 4).

Note: While being within three percent is not a formal compliance standard; if the percent listed in column 5 is within 3% of column 3 then it provides a good target within which compliance is likely.

Signature: Don S. Iwani Date: 4/5/01

ACCOMMODATION OF INTERESTS AND ABILITIES
SUMMARY PROGRAM CHART 2

Participation Opportunities Test Two

Program	Number of Teams Currently Offered (1)	Number of Teams Added in Last Five Years (2)	Number of Participants Added in Last Five Years (3)	Percent of Total Participation By Sex (4)
GIRLS	varsity: 2			
	j.v.: 1			
	frosh: 0			
	other: 0			
	total: 3			
BOYS	varsity: 3			
	j.v.: 1			
	frosh: 1	1 *	8	15%
	other: 0			
	total: 5			

* on BACK

- 1) Calculate the number of interscholastic teams offered for girls at each competitive level (for example, varsity, junior varsity, and freshman levels).
- 2) Calculate the number of interscholastic teams that have been added in the last five years at each competitive level.
- 3) Determine the total number of participants that are currently on the teams that were added in the last five years.
- 4) Calculate the percentage of participants that have been added in the last five years. For example, if girls' varsity soccer (22 participants), junior varsity soccer (18 participants), junior varsity golf (8 participants), and freshman softball (15 participants) have been added in the last five years, then 63 participation opportunities have been added for girls. If the total number of female participants in the program is 300, taken from form T-1, column 4 then 21% of the current opportunities (63 of 300) have been added in the last five years. Note: The total number of male/female participants should be the same as item 4 on Summary Program Chart 1 on form T-1.

Note: If the percentage of current female participants added in the last five years is 25% or greater, compliance with test two may be possible. If less than 25%, then compliance with test three should be analyzed. CAUTION: 25% is not a formal compliance standard. The count shall be taken on the first day of competition for students that are officially members of the team.

Signature: Don S. Lurmi Date: 4/5/01

* This year we had enough freshman boys to add a freshman team. We were able to play a limited number of freshman games and compete in the post-season tournament. Next year, freshman basketball will be dropped due to lack of numbers.

ACCOMMODATION OF INTERESTS AND ABILITIES

SUMMARY PROGRAM CHART 3

Participation Opportunities Test Three

If girls are underrepresented in the interscholastic athletics program, answer the following questions for girls only. If boys are underrepresented in the interscholastic athletics program, answer the following questions for boys only.	GIRLS		BOYS
1. Is there an intramural team offered in a sport not now available in the interscholastic athletics program? (YES or NO)	NO		
2. For a sport <u>not</u> currently offered, is there sufficient interest to form a viable interscholastic team based on participation on an intramural team or community recreation teams? (YES or NO)	NO		
3. For a sport currently offered, is there enough interest to form a viable team for a junior varsity, freshman, or other interscholastic level that is not currently offered? (YES or NO)	NO		
4. If you answered yes to question one, two, or three, are there enough other high schools in your school's normal competitive region offering the sport and competitive level of sport to constitute enough competition for a reasonable competitive schedule? (YES or NO)	N/A		

Signature: Don S. Iurni Date: 4/5/01

ACCOMMODATION OF INTERESTS AND ABILITIES
SUMMARY PROGRAM CHART 4

Levels of Competition Test One

Team Levels		
Total Number of Athletics Participants in All Levels	GIRLS	BOYS
1. Number of Varsity Teams Offered	2	3
2. Number of Participants on all Varsity Teams	22	35
3. Percentage of Total Varsity Participants By Sex	68.7%	63.6%
4. Total Number of Male Participants At All Levels	32	55
5. Number of Junior Varsity Teams Offered	1	1
6. Number of Participants on all Junior Varsity Teams	10	12
7. Percentage of Total Junior Varsity Participants By Sex	31.3%	21.8%
8. Number of Freshman Teams Offered	0	1
9. Numbers of Participants on all Freshman Teams	0	8
10. Percentage of Total Freshman Participants By Sex	0%	14.6%

- 1) Determine the number of teams at the varsity, junior varsity, and freshman levels for boys and girls. (#1, 5, 8)
- 2) Determine the total number of participants for boys and girls at each competitive level. (#2, 6, 9)
- 3) Calculate the percentage of female and male participants at each level. (3, 6, 9)
Example: Take the total number of female participants from the Summary Program Chart 1 (form T-1) and divide it into the number of total participants for each level, varsity, junior varsity and freshman levels. Perform the same calculation for male participants. For example, if there are a total of 300 female participants, and 180 girls are on varsity teams, 80 girls on junior varsity teams, and 40 girls on freshman teams, then 60% of girls' participation opportunities are at the varsity level (180 divided by 300), 27% are at the junior varsity level (80 divided by 300), and 13% are at the freshman level (40 divided by 300). If there are a total of 400 male participants, and 250 participate at the varsity level, 100 boys participate on junior varsity teams, and 50 boys participate on freshman teams, then 63% of boys participate at the varsity level (250 divided by 400), 25% compete at the junior varsity level (100 divided by 400), and 13% compete at the freshman level (50 divided by 400).

Signature: Don S. Lanni Date: 4/5/01

2000-2001 KHSAA TITLE IX ATHLETICS AUDIT

Checklist - Overall Interscholastic Athletics Program

Areas of Compliance	ADVANTAGE TO		
	GIRLS' PROGRAM	BOYS' PROGRAM	NEITHER PROGRAM (Compliance)
Opportunities			✓
Equipment and Supplies			✓
Scheduling of Games and Practice Time			✓
Travel and Per Diem Allowances			✓
Coaching			✓
Locker Rooms, Practice and Competitive Facilities			✓
Medical and Training Facilities and Services			✓
Publicity			✓
Support Services			✓
Athletic Scholarships**			✓
Tutoring**			✓
Housing and Dining Facilities and Services**			✓
Recruitment of Student Athletes**			✓

** Athletic scholarships, tutoring specifically for athletes, housing and dining facilities and services, and recruitment of student athletes are usually not relevant at the high school level.

Signature: Don S. Irvine Date: 4/5/01

School Year: 2000-2001
Signature: Don J. Martin
Date: 4/5/01

TITLE IX CORRECTIVE ACTION PLAN

To utilize this form indicate the intended area which needs corrective action and the suggested change time table for implementation. You may copy this form as needed. Please attach corrective action plans along with audit forms and submit by April 15, 2001.

ITEM FOR CORRECTION	SUGGESTED CHANGE	TIME TABLE FOR CORRECTIVE ACTION
<p>1. RECRUITMENT OF FEMALE ATHLETES FOR OTHER SPORTS, SOFTBALL, VOLLEYBALL, AND POSSIBLY SOCCER ARE OPTIONS.</p>	<p>IF THERE IS NOT MADE FEMALE PARTICIPATION, WE ARE FACED WITH THE POSSIBILITY OF ELIMINATING ONE MALE SPORT. BASEBALL IS THE OBVIOUS CHOICE</p>	<p>DECEMBER, 2001</p>
<p>2. TRAINERS FOR BOYS AND GIRLS VARSITY BASKETBALL GAMES.</p>	<p>MUST BE PRESENT AT AN EQUAL NUMBER OF GAMES.</p>	<p>ON-GOING THROUGH THE 2001-2002 BASKETBALL SEASON.</p>
<p>3. GIRL/BOY BASKETBALL DOUBLE-HEADERS SHOULD HAVE GIRLS PLAYING THE SECOND OR "PRIME-TIME" GAME OF THE EVENING.</p>	<p>CONTINUED SCHEDULING CONSIDERATIONS TO RESOLVE THIS CONFLICT.</p>	<p>ON-GOING, BUT FULL IMPLEMENTATION EXPECTED BY THE 2002 SEASON.</p>
<p>4. CHEERLEADERS ONLY CHEER FOR BOYS GAMES.</p>	<p>MANDATE CHEERLEADING SQUAD TO CHEER AT EQUAL NUMBER OF BOYS AND GIRLS VARSITY BASKETBALL GAMES.</p>	<p>2001-2002 SEASON.</p>

INTERSCHOLASTIC ATHLETICS SURVEY Summary Of Student Responses

Instructions:

1. Summarize the Student Athletics Interest Surveys by listing the total number of responses on the line next to each sport.
2. Under the other category please provide a listing of the sports as well as the number of students who are interested in participating.
3. Please sign and date the Summary Form (T-64) and mail the Summary Form only to the KHSAA by April 15, 2001. Do not mail the original.

Date: 4/5/01
Completed By: Don L. Irvine

Fall Sports (List Total Number of Participation Responses)

<u>18</u>	Football
<u>12</u>	Girls' Volleyball
<u>4</u>	Boys' Volleyball
<u>3</u>	Boys' Cross-Country
<u>7</u>	Girls' Cross-Country
<u>3</u>	Girls' Field Hockey
<u>5</u>	Boys' Golf
<u>1</u>	Girls' Golf
<u>5</u>	Boys' Soccer
<u>14</u>	Girls' Soccer

Winter Sport (List Total Number of Responses)

<u>27</u>	Boys' Basketball
<u>12</u>	Girls' Basketball
<u>0</u>	Boys' Swimming & Diving
<u>2</u>	Girls' Swimming & Diving
<u>5</u>	Boys' Wrestling
<u>8</u>	Girls' Gymnastics
<u>5</u>	Boys' Indoor Track
<u>0</u>	Girls' Indoor Track

Spring Sport (List Total Number of Responses)

<u>5</u>	Boys' Track
<u>8</u>	Girls' Track
<u>7</u>	Girls' Tennis
<u>7</u>	Boys' Tennis
<u>11</u>	Girls' Slow Pitch Softball
<u>3</u>	Girls' Fast Pitch Softball
<u>25</u>	Boys' Baseball

Other Sports (From Survey Question 10)

Name of Sport

0

Number of Students Interested In Participating

0

Number of Students who participate in Intramural Sports. (From Survey Question 5)

Sport

0

Number

6

* WE DO NOT OFFER INTRAMURAL SPORTS. THIS WAS EXPLAINED TO THE STUDENTS BUT 6 STILL RESPONDED THAT THEY PARTICIPATED.

List Intramural Sports students are interested in adding: (From Survey Question 6)

Sport

FOOTBALL - 12
 SOCCER - 15
 VOLLEYBALL - 18
 SWIMMING - 4
 TRACK - 3
 BOWLING - 2

Number

GOLF - 4
 GIRLS WRESTLING - 1
 FISHING - 2
 WIFFLEBALL - 1
 INDOOR TRACK - 1
 CROSS TRAINING - 1
 CROSS COUNTRY - 2

Participation in Non-School Sports Activities (From Survey Question 7)

Sport

PRO WRESTLING - 1
 FCCLA - 10
 JAZZ DANCE - 1
 WESTERN HORSEBACK RIDING - 1
 FOOTBALL - 7
 AAU BASKETBALL - 8

Number

SOFTBALL - 3
 BASEBALL - 11

Reasons for not participating in interscholastic athletics. (From Survey Question 8)

Response	Number
<u>3</u> I prefer other activities such as band, chorus, etc.	
<u>10</u> I don't have time	
<u>4</u> The practice schedules and game times are inconvenient	
<u>10</u> The sport I like isn't offered	
<u>1</u> It's too expensive	
<u>0</u> I prefer to participate in club or intramural sports	
<u>11</u> Working	
<u>5</u> Other	

Student Suggestions to encourage participation

- MAKE IT FUN.
- WIN MORE GAMES.
- MAKE PRACTICES MORE FLEXIBLE.
- OFFER SPORTS EVERYONE IS INTERESTED IN.
- SLOGANS AROUND SCHOOL ASKING STUDENTS TO PARTICIPATE.

Don S. Iwini
Signature

4/5/01
Date

GENDER EQUITY PLAN

For

AUGUSTA INDEPENDENT SCHOOLS

Reviewed by

The Gender Equity Review Committee

March 30, 2001

2000-2001 GENDER EQUITY REVIEW COMMITTEE

Don S. Irvine	Athletic Director/ Coordinator
Dr. Teresa Wallace	Superintendent
Jim Patrick	Principal
Kevin Sanders	Girls Varsity Basketball Coach
Robin Kelsch	Boys Varsity Basketball Coach
Jackie Hamilton	Cheerleading Coach
Lisa Sebastian	Parent
Betty White	Parent/Teacher's Aide
Laura Bach	Board Member
Todd Kelsch	Student Representative
Kristen Whiteman	Student Representative

GENDER EQUITY REVIEW

2000-2001

1. Locker Rooms

Both the girls and boys basketball teams use the recently renovated home locker room. The tennis, baseball, and softball teams do not use the locker rooms.

2. Competition Facilities

The school only has one gym, therefore, both the girls and boys teams use the same facilities on an equal basis. The tennis courts and ball field are off campus and belong to the city.

3. Coaching

Each basketball team has a head coach and one assistant coach. The tennis team has the same head coach for each team. The baseball team has a head coach and a volunteer assistant coach. Girls softball had three co-coaches the last year of it's existence. A volunteer coach unsuccessfully attempted to organize a team again this year.

The boys varsity basketball coach has eight years experience, three as the head coach. He won six games his first year, 14 his second, and 15 his third. The girls varsity basketball coach has two years experience as head coach. He won six games his first year, three his second. Both coaches have B.A. degrees.

The coaching salary for boys and girls teams are exactly the same regardless of gender. They are as follows:

Boys Varsity Basketball Coach	\$2,750
Girls Varsity Basketball Coach	\$2,750
J.V. Boys Basketball Coach	\$1,250
J.V. Girls Basketball Coach	\$1,250
Boys & Girls Tennis Coach	\$500
Baseball Coach	\$400
Softball Coach	\$400

Coaches are given an additional stipend for experience - \$25 for each year of coaching and an additional \$25 for each year of coaching at Augusta.

4. Sports Budgets

a.) Equipment and Supplies

Uniform and apparel (practice and game uniforms, shoes, and warm-up suits) are equal. Sport-specific equipment and supplies (bats, rackets, etc.) are equal. Instructional devices are equal. Conditioning and weight-training equipment are equal (they use the same equipment).

These supplies are requested as needed to the Athletic Director. Each team also has its own budget with funds obtained through fundraising efforts.

b.) Travel Allowances

The athletic department pays the stipend for the bus drivers. The board of education furnishes all other expenses for regular season away trips including the fuel. All teams use school busses for transportation. Each basketball team is planning one road trip next year. The motel rooms, transportation, and other expenses will be paid out of the individual accounts of each team. They will both stay one night and play two games on back to back nights. Meals are paid for out of each team's own separate account, usually funded by fund-raisers by the team members. Both teams are allotted the same amount of money for meals.

c.) Medical and Training Facilities

Each coach is responsible for providing the medical needs for his/her players. The supplies are ordered and paid for by the athletic department. In the past, a trainer from Northern Kentucky University has attended all the home girls and boys games possible, but did not attend any during the 2000-2001 season. We will again attempt to get a trainer for all home games this season. A physician is brought in during the fall and offers athletic physicals for any student-athlete in the school for a small fee. Each student is responsible for his/her own payment for this service.

5. Scheduling of Games and Practice Times

The maximum number of games (24) are scheduled for both the boys and girls basketball teams, and the tennis teams play approximately six boy/girl matches. Basketball practices are usually divided into hour and a half time slots and are rotated equally between the teams week to week, and day to day. The tennis teams are coached by the same person and practice together.

Varsity games are being scheduled for 7:30 time slots. The JV games are set for 6:00. If a boy/girl doubleheader is scheduled, we will flip-flop as many games as possible with the girls going first some nights, boys first the others. We have a couple of triple headers scheduled already with the boys JV team playing at 5:00, the girls varsity at 6:30, and the boys varsity at 8:00. This is only to allow the boys JV players, many of whom participate in the varsity game, the opportunity for some rest before the varsity game starts. Both teams schedule scrimmages in the pre-season and participate in the post season district tournament. So far, the 2001-2002 schedule has the girls with three Friday night games and five Saturday games, and the boys have five Friday night games and six Saturday games. The girls schedule is not complete yet, so we are very close to being equal on prime time games.

6. Booster Club

The Booster Club's mission is to help all of the athletic teams, including the cheerleading squads, when they need financial assistance. We have a small number of people as Booster Club members, and the majority of the money raised is used to give one male and one female athlete scholarship financial assistance. The recipients are selected by a nominated and elected scholarship committee, and is based on student applications.

AREAS OF IMPROVEMENT

1. Athletic Teams

There is an effort to continue to try to recruit more girls in order to have a softball team. We will also look into the interest mentioned on the student survey in the formation of either a volleyball or soccer team. Our softball and baseball teams have no feeder programs, so these programs are year to year, depending on interest. They are more recreational than competitive. A staff member volunteer attempted to start a softball team this year, but most of the girls quit after one practice. The volunteer has offered to work on individual skills with the few remaining girls who wished to continue.

If softball is offered, a home run fence will need to be erected. If there is no softball, we will research whether there is sufficient evidence to offer volleyball or soccer as an alternative. If neither of these prove to be feasible, we will be faced with the possible elimination of baseball as a sport.

2. Medical Training

If a trainer is available from Northern Kentucky University, he/she will attend an equal number of boy/girl games.

3. Scheduling of Games and Practice Times

When girl/boy doubleheaders are played, the girls varsity game needs to be scheduled as the second game of the doubleheader the equal number of times as the boys games.

4. Cheerleading

We only have enough girls for one cheerleading squad, but the cheerleaders have been recommended to cheer for both boys and girls varsity games. The principal is going to mandate that the cheerleading sponsor schedule the squad to cheer an equal number of varsity games for each team. The goal is for them to cheer 12 boys and 12 girls games.

AUGUSTA

APR 10 2001

RESUBMITTED

POST AUDIT

1999-2000 TITLE IX FORMS

DON S. IRVINE, ATHLETIC DIRECTOR

AUGUSTA HIGH SCHOOL

4/9/2001

Kentucky High School Athletic Association

MEMORANDUM

To: Principal, Superintendent, Athletic Director

From: Louis Stout, Commissioner
Brigid L. DeVries, Executive Assistant Commissioner

Louis Stout
Brigid L. DeVries

Date: March 22, 2001

Subject: KHSAA Title IX Final Audit Report
2000-2001 School Year

Enclosed please find a copy of your school's Title IX KHSAA Audit Report for the 2000-2001 school year. Please pay particular attention, as you review the report, to the fact that the reviewer may have requested, by a certain date, additional information to properly assess your athletics program. In addition, fines and/or penalties may also be imposed.

At this time you are probably aware of the required Title IX Forms to be submitted by April 15, 2001. They include the following: GE19, T1, T2, T3, T4, T41, T60, T63. Most importantly the 2001 Corrective Action Plan (T-60) needs to be updated on an annual basis.

Should you have specific questions regarding the content of your 2000-2001 final report, please contact the person who reviewed your Audit Document.

Thank you for your work in this very important project.

ACCOMMODATION OF INTERESTS AND ABILITIES

SUMMARY PROGRAM CHART 1

Participation Opportunities Test One

Program	Enrollment	Percentage of Total Enrollment	Number of Interscholastic Participants (double and triple count)	Percent of Total Participation
	9-12			
GIRLS	46	53.5%	27	52.9%
BOYS	40	46.5%	24	47.1%
Totals	86	100%	51	100.00%

Signature: Larry Kelsch Date: 6-5-00

ACCOMMODATION OF INTERESTS AND ABILITIESSUMMARY PROGRAM CHART 2Participation Opportunities Test Two

Program	Number of Teams Currently Offered	Number of Teams Added in Last Five Years	Number of Participants Added in Last Five Years	Percent of Total Participation By Sex
GIRLS	varsity: 2	0	0	0
	j.v.: 1	0	0	0
	frosh: 0	0	0	0
	other: 0	0	0	0
	total: 3	0	0	0
BOYS	varsity: 2	0	0	0
	j.v.: 1	0	0	0
	frosh: 0	0	0	0
	other: 0	0	0	0
	total: 3	0	0	0

Signature: _____

Larry Kelsch

Date: _____

6-5-00

ACCOMMODATION OF INTERESTS AND ABILITIES**SUMMARY PROGRAM CHART 3****Participation Opportunities Test Three**

N/A

If girls are underrepresented in the interscholastic athletics program, answer the following questions for girls only. If boys are underrepresented in the interscholastic athletics program, answer the following questions for boys only.	GIRLS		BOYS
1. Is there an intramural team offered in a sport not now available in the interscholastic athletics program? (YES or NO)	NO		NO
2. For a sport <u>not</u> currently offered, is there sufficient interest to form a viable interscholastic team based on participation on an intramural team or community recreation teams? (YES or NO)	NO		NO
3. For a sport currently offered, is there enough interest to form a viable team for a junior varsity, freshman, or other interscholastic level that is not currently offered? (YES or NO)	NO		NO
4. If you answered yes to question one, two, or three, are there enough other high schools in your school's normal competitive region offering the sport and competitive level of sport to constitute enough competition for a reasonable competitive schedule? (YES or NO)	NO		NO

Signature: _____

Larry Kelch

Date: _____

6-5-00

ACCOMMODATION OF INTERESTS AND ABILITIES**SUMMARY PROGRAM CHART 4**Levels of Competition Test One

Team Levels	GIRLS	BOYS
Number of Varsity Teams Offered	2	3
Number of Participants on Varsity Teams	17	14
Percentage of Total Participants By Sex	62.9%	58.3%
Number of Junior Varsity Teams Offered	1	1
Number of Participants on Junior Varsity Teams	10	10
Percentage of Total Participants By Sex	37.1%	41.7%
Number of Freshman Teams Offered	0	0
Numbers of Participants on Freshman Teams	0	0
Percentage of Total Participants By Sex	0	0

Signature: Larry KelschDate: 6-5-00

1999-2000 KHSAA TITLE IX ATHLETICS AUDIT

Checklist - Overall Interscholastic Athletics Program

BENEFIT	ADVANTAGE TO		
	GIRLS' PROGRAM	BOYS' PROGRAM	NEITHER PROGRAM (Compliance)
Accommodation of Interests and Abilities			✓
Equipment and Supplies			✓
Scheduling of Games and Practice Time			✓
Travel and Per Diem Allowances			✓
Coaching			✓
Locker Rooms, Practice and Competitive Facilities			✓
Medical and Training Facilities and Services			✓
Publicity			✓
Support Services			✓
Athletic Scholarships**			✓
Tutoring**			✓
Housing and Dining Facilities and Services**			✓
Recruitment of Student Athletes**			✓

** Athletic scholarships, tutoring specifically for athletes, housing and dining facilities and services, and recruitment of student athletes are usually not relevant at the high school level.

TITLE IX CORRECTIVE ACTION PLAN

To utilize this form indicate the intended area which needs corrective action and the suggested change time table for implementation. You may copy this form as needed. Please attach corrective action plans along with audit forms and submit by June 30.

ITEM FOR CORRECTION	SUGGESTED CHANGE	TIME TABLE FOR CORRECTIVE ACTION
<p>1. RECRUITMENT OF FEMALE ATHLETES FOR SOFTBALL, POSSIBLE VOLLEYBALL, AND EVEN BASKETBALL.</p>	<p>ENCOURAGEMENT OF THE FEMALE POPULATION TO PARTICIPATE ON FACE THE POSSIBLE ELIMINATION OF ONE MALE SPORT.</p>	<p>DECEMBER, 2001</p>
<p>2. TRAINERS FOR BOYS AND GIRLS VARSITY BASKETBALL GAMES</p>	<p>MUST BE PRESENT AT EQUAL NUMBER OF GAMES.</p>	<p>ON-GOING</p>
<p>3. GIRL/BOY BASKETBALL DOUBLE-HEADERS SHOULD HAVE GIRLS PLAYING SECOND GAME OF THE EVENING.</p>	<p>CONTINUED SCHEDULING CHANGES TO RESOLVE THIS CONFLICT.</p>	<p>ON-GOING but full implementation BY THE 2002 SEASON.</p>
<p>4. CHEERLEADERS ONLY CHEER FOR BOYS GAMES.</p>	<p>MANDATE SQUAD TO CHEER EQUAL NUMBER OF BOYS AND GIRLS VARSITY BASKETBALL GAMES.</p>	<p>2001-2002 SEASON.</p>

SUMMARY

GRADES 8-11

INTERSCHOLASTIC ATHLETICS STUDENT SURVEY

1. Is the School District offering the interscholastic sport(s) you want to play?

47 Yes
19 No, I want to play _____
10 I am not interested in athletics

2. During the **fall season**, which interscholastic sport would you like to play?

<u>20</u>	Football	} Presently offer No SPORTS
<u>15</u>	Girls' Volleyball	
<u>5</u>	Boys' Volleyball	
<u>—</u>	Boys' Cross-Country	
<u>8</u>	Girls' Cross-Country	
<u>4</u>	Girls' Field Hockey	
<u>4</u>	Boys' Golf	
<u>2</u>	Girls' Golf	
<u>7</u>	Boys' Soccer	
<u>14</u>	Girls' Soccer	
<u>5</u>	Other (please list any sport you are interested in playing)	

13 I would not participate

3. During the **winter season**, which interscholastic sport would you like to play?

<u>22</u>	Boys' Basketball	} Presently offer G & B Basketball
<u>14</u>	Girls' Basketball	
<u>4</u>	Boys' Swimming & Diving	
<u>13</u>	Girls' Swimming & Diving	
<u>9</u>	Boys' Wrestling	
<u>10</u>	Girls' Gymnastics	
<u>4</u>	Boys' and Girls' Indoor Track	
<u>5</u>	Other (please list any sport you are interested in playing)	

13 I would not participate

4. During the **spring season**, which interscholastic sport would you like to play?

<u>3</u>	Boys' Track	} Presently offer G & B Tennis & Baseball Need to offer G - Softball
<u>8</u>	Girls' Track	
<u>15</u>	Girls' Tennis	
<u>8</u>	Boys' Tennis	
<u>13</u>	Girls' Slow Pitch Softball	
<u>8</u>	Girls' Fast Pitch Softball	
<u>20</u>	Boys' Baseball	
<u>8</u>	Other (please list any sport you are interested in playing)	

15 I would not participate

with less than 100 students in (9-12), improbable to offer more sports.

5. Do you participate in intramural sports? If you do, which sports(s)?
21 Yes THIS QUESTION IS N/A, WE DO NOT OFFER INTRAMURALS
53 No

6. Which intramural sports, if any, would you like to see added?
N/A

7. Do you participate in non-school sport activities? If you do, which sport(s)?
26 Yes BAND, FHA
44 No

8. Are you currently participating in interscholastic athletics during any season?
30 Yes
44 No Why don't you participate in interscholastic athletics?
2 I prefer other activities such as band, chorus, etc.
8 I don't have time
4 The practice schedules and game times are inconvenient
12 The sport I like isn't offered
1 It's too expensive
2 I prefer to participate in club or intramural sports
10 Working
2 Other

9. Do you have any suggestions to encourage participation?
1) It's a lot of fun & rewarding
2) Increase School Spirit
3) IT PAYS OFF BY KEEPING YOU HEALTHY

Optional
Name: _____
Age: _____

1999-2000 ATHLETIC BUDGET SUMMARY

DISBURSEMENTS

ATHLETICS GENERAL

ORGANIZATIONS

KHCA Dues	- 200.00
KHSADA Training (Saunders, Appleman)	- 160.00
KHSADA Membership	- 28.00
KABC Membership	- 15.00
10th Region Coaches Association (Kelsch)	- 50.00
10th - 11th Region Policy Board	- 25.00
NIAAA (Irvine)	- 37.00
KAPOS Dues	- 75.00
10th Region Dues (Saunders)	- 10.00
KABC Memberships	- 30.00
KHSADA State Conference Registration	- 100.00
" " " Holiday Inn Louisville	- 79.77
" " " " " "	- 79.77
NKADA (Kelsch, Saunders)	- 40.00
Kentucky Sports Medicine (Hinson)	- 20.00
	- 949.54

MISCELLANEOUS

KDE Title IX Conference (Irvine)	- 100.00
Bradford's Home Mart (Keys)	- 13.16
E.A. Robinson (Concessions for Who Do Game)	- 77.47
Dr. Samuel Gehring (Athletic Physicals)	- 930.00
K's Bestway	- 41.58
Flower Affair (Homecoming)	- 127.77
KHSAA (State Tournament Tickets)	- 1925.00
Pepsi (Summary of Pop Bills)	- 913.24
Returned Checks (Total of 3)	- 85.00
All Mark Sales Invoice #1222 (J. Hamilton Appreciation Plaque)	- 14.00
Jenny's Flowers (R. Appleman)	- 20.00
CPR Training (Ruth Weissman)	- 50.00
	- 4297.22

REIMBURSEMENTS

D. Irvine (Mileage and supplies)	- 346.13
R. Kelsch (Mileage)	- 70.00
J. Finch (Banquet supplies)	- 30.00
K. Sanders (Mileage)	- 51.72
	- 497.85

H & W SPORTS SHOP

Invoice #3400 Floor tape	- 10.00
“ #5283 Jackets for ball game workers	- 360.00
“ #4572 Letter Jackets for Athletic Banquet	-1058.00
“ #3592 Athletic Supplies (balls, tape, etc.)	-1085.00
“ #2649 Little League Jerseys	- 365.00
“ #4577 T-shirts (Who Do Game)	<u>- 106.00</u>
	<i>-2984.00</i>

BASKETBALL MISCELLANEOUS

Orange and Black Game Referees	- 60.00
Referees For Dayton Reschedule	- 155.00
Trainer (Boys and Girls Varsity Games)	- 280.00
Police (Boys and Girls Varsity Games)	- 270.00
All Mark Sales Invoice #1221 (Junior High Banquet Trophies)	- 336.99
All Mark Sales Invoice #1212 (Varsity Banquet Trophies)	- 395.50
All Mark Sales Invoice #1162 (Moneyhon/McCracken Trophies)	- 36.00
All Mark Sales Invoice #1171 (Senior Night Awards)	<u>- 173.35</u>
	<i>-1706.84</i>

INDIVIDUAL SPORT COSTS**GIRLS JUNIOR HIGH BASKETBALL**

Referees (6 Games)	- 350.00
H & W Sport Shop #2844 (Uniforms)	-1200.00
McEachern Photography (Individual and Team Pictures)	<u>- 216.00</u>
	<i>-1766.00</i>

5TH AND 6TH GRADE BOYS BASKETBALL

Referees (3 Games)	- 180.00
--------------------	----------

JUNIOR HIGH BOYS BASKETBALL

Referees (9 Games)	- 510.00
H & W Sports Shop Invoice #2936 (Uniforms)	- 794.25
CCHS Booster Club (AAU Tournament Entry Fee)	<u>- 120.00</u>
	<i>-1424.25</i>

GIRLS HIGH SCHOOL BASKETBALL

Referees (12 Games)	-1200.00
H & W Sports Shop Invoice #2938 (12 Pr. Shoes)	<u>- 659.40</u>
	<i>-1859.40</i>

BOYS HIGH SCHOOL BASKETBALL

Referees (Scrimmage)	- 120.00
Referees (9 Junior Varsity Games)	- 550.00
Referees (12 Varsity Games)	-1165.00
H & W Sports Shop Invoice #1788 (1/2 New Uniforms)	<u>- 825.00</u>
	-2660.00

TENNIS

H & W Sports Shop Invoice #4577 (Shirts)	- 140.00
--	----------

BASEBALL

Umpire Assigning Fee	- 100.00
Reimbursement (Steve Kelsch- Bats From Dick's Sporting Goods)	- 209.96
Umpires (1/2 Heritage Away Game)	- 37.50
Umpires (4 Home Games)	- 360.00
H & W Sport Shop Invoice #5423 (Baseball Supplies)	<u>- 455.50</u>
	-1162.96

JUNIOR HIGH CHEERLEADING

Dinn Brothers Invoice #804615 (Banquet Trophies)	- 87.60
--	---------

HIGH SCHOOL CHEERLEADERS

Dinn Brothers Invoice #817023 (Trophies)	- 111.88
--	----------

TOTAL ATHLETIC DISBURSEMENTS ***-19827.54***

RECEIPTS**ATHLETICS GENERAL**

Reimbursement (Physicals From Student)	+ 465.00
Reimbursement (Physicals From Board of Ed.)	+ 465.00
Who Do T-Shirts	+ 60.00
Who Do Concessions	+ 60.00
Check Collections (2)	+ 25.00
Lisa Lewis (1/3 of Senior Jacket)	+ 25.00
Payment for Plaque (Bach)	+ 15.60
Pepsi Cola	+1023.00
State Tournament Tickets (K. Saunders, M. Linville, K. Schweitzer, Others)	+1172.00
Misc. Assorted Pictures	<u>+ 49.00</u>
	+3359.60

INDIVIDUAL SPORTS**GIRLS JUNIOR HIGH BASKETBALL**

Door (6 Games)	+ 786.00
Presales (Est.)	+ 76.00
Team and Individual Pictures	<u>+ 220.00</u>
	<i>+1082.00</i>

5TH AND 6TH GRADE BOYS BASKETBALL

Door (2 Games)	+ 135.00
----------------	----------

BOYS JUNIOR HIGH BASKETBALL

Door (9 Games)	+2038.00
Presales (Est.)	<u>+ 134.00</u>
	<i>+2172.00</i>

GIRLS HIGH SCHOOL BASKETBALL

Door (10 Games)	+ 795.00
Presales (Est.)	+ 26.00
1/2 Door (2 G/B Doubleheaders)	+ 408.50
1/2 Presales (Est. 2 G/B Doubleheaders)	+ 24.00
Share of Class "A" Tournament	+ 73.08
1/2 of G/B District Tournament	+1628.04
Shoes	+ 720.00
Shoes (Houghton)	<u>+ 60.00</u>
	<i>+3734.62</i>

BOYS HIGH SCHOOL BASKETBALL

Door (10 Games)	+3284.00
Presales (Est.)	+ 284.00
1/2 Door (2 G/B Doubleheaders)	+ 408.50
1/2 Presales (Est. 2 G/B Doubleheaders)	+ 24.00
Share of Class "A" Tournament	+ 387.07
1/2 of G/B District Tournament	+1628.04
Share of Regional Basketball Tournament	<u>+ 37.59</u>
	<i>+6053.20</i>

BASEBALL

District Tournament	+ 6.00
---------------------	--------

PASSES

(Est. of All Junior High and High School Games)	+ 250.00
---	----------

*All of the estimates of presales and passes are because they are not added into each individual game and are turned in as soon as possible. The pass money and presale money is put into one box.

TOTAL ATHLETIC RECEIPTS	+16792.42
1999 - 2000 TOTAL RECEIPTS	+16792.52
1999 - 2000 TOTAL DISBURSEMENTS	<u>-19827.54</u>
JULY 1, 1999 - JUNE 30, 2000 TOTAL	- 3035.02
JULY 1, 2000 ATHLETIC BALANCE	+ 796.91

INDIVIDUAL SPORTS (+ or -)

<u>TEAM</u>	<u>RECEIPTS</u>	<u>DISBURSEMENTS</u>	<u>DIFFERENCE</u>	<u>TRANSPORTATION</u>
Girls Junior High	+1082.00	-1766.00	- 684.00	- 91.58
5th/6th Grade Boys	+ 135.00	- 180.00	- 45.00	- 99.85
Jr. High Boys	+2172.00	-1424.25	+ 747.75	- 361.56
Girls High School	+3734.62	-1859.40	+1875.22	- 516.90
Boys High School	+6053.20	-2660.00	+3393.20	- 747.75
Tennis	+ 0.00	- 140.00	- 140.00	- 34.98
Baseball	+ 6.00	-1162.96	-1156.96	- 158.67
Jr. High Cheerleaders	+ 0.00	- 87.60	- 87.60	N/A
H.S. Cheerleaders	+ 0.00	- 111.88	- 111.88	N/A

* This is the amount athletics presently owes the Board of Education for bus trips.

Boys High School owes 79.50 out of their account for trips to camps, etc.

Girls High School owes 58.83 out of their account for trips to camps, etc.

The Girls Jr. High Team only had 3 games listed on transportation

The athletic department also owes the KHSAA the annual \$800.00 annual participation fee.