

Kentucky High School Athletic Association


Memorandum

To: Superintendent, Principal, and Athletic Director
From: Brigid L. DeVries, Commissioner
Date: July 8, 2002
Subject: 2001-2002 Annual Report Forms Submission
School: Breathitt County High School



Enclosed please find a copy of Form T-65, The 2001-2002 Annual Report Forms Checklist. In addition, you may find an attachment with corrected copies of the forms submitted by your school personnel. Please review this information so the forms can be completed accurately in the future. Also, KHSAA Audit Staff may have requested a re-submission of some of the 2001-2002 Annual Report Forms or need additional information on your athletic programs. Please submit this information by the date requested if this is applicable. Copies and all KHSAA Title IX documents must be kept current and included in your permanent Title IX File at the school. All documents are subject to Open Records Requests.

Should you need any further information, please do not hesitate to call anytime.



Memo

To: KHSAA Member School Superintendents, Principals, and Athletic Directors

From: Brigid L. DeVries, Commissioner

Date: July 8, 2002

Re: 2002 Title IX Forms Submission

School	Breathitt County	Reviewed by	Martha Mullins
--------	------------------	-------------	----------------

The following is a status report regarding the required 2001 - 2002 Title IX submission of forms due in to the KHSAA office by April 15, 2002. Appropriate audit personnel have reviewed these forms and the following is a summary of this review.

I. Checklist of Forms properly submitted in a satisfactory manner:

<input type="checkbox"/>	GE 19 (Annual Verification)	<input checked="" type="checkbox"/>	T-35 (Budget Expenses)
<input type="checkbox"/>	T-1 (Summary Program Chart 1)	<input checked="" type="checkbox"/>	T-36 (Budget Expenses)
<input checked="" type="checkbox"/>	T-2 (Summary Program Chart 2)	<input checked="" type="checkbox"/>	T-41 (Checklist - Overall Interscholastic Program)
<input checked="" type="checkbox"/>	T-3 (Summary Program Chart 3)		T-60 (Corrective Action Plan)
<input checked="" type="checkbox"/>	T-4 (Summary Program Chart 4)	<input checked="" type="checkbox"/>	T-63 (Interscholastic Survey Results)

II. Status

A.		2001 - 2002 Forms are satisfactory and no further information or action is necessary at this time.
B.	<input checked="" type="checkbox"/>	Errors have been noted with respect to the following forms and corrected copies are being returned to you for placement in your Title IX file to ensure proper submission in the future. Form T-2 (see attached).
C.	<input checked="" type="checkbox"/>	The following forms were omitted and must be submitted by school representatives. The dates for the Gender Equity Review Committee meetings were omitted.
D.	<input checked="" type="checkbox"/>	Other Recommendation and Comments: Gender Equity Review Committee meetings should be held on days where they would correspond with fall, winter, and spring sports' seasons. There is a discrepancy in Travel and Per Diem between boys' and girls' sports as reported on Form T-41. However it is not supported by the budgeted data on Forms T-35 & T-36 (boys=\$2161; girls=\$1250). Form T-60 does not address an inequity. Form T-60, the Corrective Action Plan, should give a definitive time table (a date) for the completion of those projects.

5

2001-2002
ACCOMMODATION OF INTERESTS AND ABILITIES
SUMMARY PROGRAM CHART 2

Participation Opportunities Test Two

		Column 1	Column 2	Column 3	Column 4	Column 5	
Program		Number of Teams Currently Offered	Number of Participants	Number of Teams Added in Last Five Years	Number of Participants Added in Last Five Years	Percent of Total Participation By Sex Added in Last 5 Years	
GIRLS	Row 1	varsity:	6	70	2	10	1.4
	Row 2	j.v.:	3	49	—		
	Row 3	frosh:	1	10	—		
	Row 4	total:	10	129	2	10	0.7
BOYS	Row 5	varsity:	6	86	1	8	0.9
	Row 6	j.v.:	3	37	0	0	
	Row 7	frosh:	2	24	0	0	
	Row 8	total:	11	147	1	8	0.5

- List the number of interscholastic teams offered for girls and boys at each competitive level (for example, varsity, junior varsity, and freshman levels). Total each of the entries in Column 1 into Row 4, Column 1 and Row 8, Column 1.
Forms T-1 + T-4 report 150 participants
- List the number of interscholastic teams that have been added in the last five years at each competitive level. Total each of the entries in Column 3 into Row 4, Column 3 and Row 8, Column 3.
- List the number of participants that are currently on each level of the teams that were added in the last five years. Total each of the entries in Column 2 into Row 4, Column 2 for girls and Row 8, Column 2 for boys. If a team was added previously but no longer exists, there are no current participants to be added for that team.
- List the number of participants added in the last 5 years. Total each of the entries made in Column 4 into Row 4, Column 4 for girls and Row 8, Column 4 for boys.
- Calculate the percentage of participants that have been added in the last five years (Column 4 divided by Column 2 on each line). For example, if girls' varsity soccer (22 participants), junior varsity soccer (18 participants), junior varsity golf (8 participants), and freshman softball (15 participants) have been added in the last five years, then 63 participation opportunities have been added for girls. If the total number of female participants in the program is 96 (taken from Form T-1, Row 1, Column 3), then 65.6% of the current opportunities (63 of 96) have been added in the last five years. Perform similar calculations for male participants.

Note: If the percentage of current participants added in the last five years is 25% or greater, compliance with test two may be possible. If less than 25%, then compliance with test three should be analyzed. **CAUTION:** 25% is not a normal compliance standard.

Principal's Signature: *Carol Myers* Date: 4-11-02

Kentucky High School Athletic Association

July 30, 2002

Mike Holcomb, Athletic Director
Breathitt County High School
2307 Bobcat Lane
Jackson, KY 41339

Dear Mr. Holcomb,


To follow up on our phone conversation this morning, I have attached a copy of Form T-60 with suggestions for reporting items for correction and suggested changes. Please add this form with more detailed revisions and the time table for correction, and place the forms in your permanent Title IX File at the school.

With regard to a review of uniforms and equipment, the Committee that assists you would be well advised to cover the quality of items, the number provided for each athlete, and the extent practice gear is provided. If discrepancies are found, the Gender Equity Review Committee might consider determining a policy on what will be provided each athlete as a basic uniform to ensure equity across the board. A copy of any policies you might generate should be part of your permanent Title IX file, along with your uniform rotation schedule.

Your progress report on reorganizing or remodeling facilities should be a part of the Corrective Action Plan (Form T-60) should be submitted for the 2002-2003 school year.

If I can be of any further assistance, please contact me. Our best wishes to Mr. Napier.

Sincerely,



Martha Mullins
Title IX Audit Team Member

Cc: Brigid L. DeVries, Commissioner
David Napier, Principal
Mike Holcomb, Athletic Director

11

2001-2002
TITLE IX

CORRECTIVE ACTION PLAN

School Name: BREATHITT Co
School Year: 2001-2002
Principal's Signature: _____
Date: 4-11-02

To complete this form, indicate the intended area which needs corrective action, the suggested change and time table for implementation. You may copy this form as needed. Please attach corrective action plans along with audit forms and submit by April 15, 2002.

ITEM FOR CORRECTION	SUGGESTED CHANGE	TIME TABLE FOR CORRECTIVE ACTION
Correct all paper work <i>Increased paper work</i>	Redo - Resubmit	1 - 2 months
Baseball Field / Football field <i>overly</i>	Build field or work in field a. staying off infield	1 - 2 year
<i>Inadequate</i> Locker rooms for girls basket- ball, v-ball, storage <i>Inadequate</i> Volleyball floor	Rework - Reorganize new floor or move to coliseum	6 months 1 - 2 years
Eliminate overlap in female sports of coaches limiting <i>access to coaching</i>	<i>Organize</i> Keep in AREA of most expertise <i>building</i>	6 months
Intramural programs	Organize an interest	6 months
<i>Inadequate number of</i> Priming schedule girls <i>built to all games</i>	<i>Increase number of games</i> Make schedule accordingly	6 months
<i>Better financing for</i> Finance of non/revenue sports	<i>Seek</i> Budget, Bd. of Ed. help	1 - 3 years

• An explanation (status report) is needed for all areas identified previously as items for correction as well as all areas currently identified as items for correction. This form shall be typed.

Principal's Signature: *[Signature]* Date: 4-11-02



2001-2002
TITLE IX
CORRECTIVE ACTION PLAN

School Name: BREATHITT Co
School Year: 2001-2002
Principal's Signature: _____
Date: 4-11-02



To complete this form, indicate the intended area which needs corrective action, the suggested change and time table for implementation. You may copy this form as needed. Please attach corrective action plans along with audit forms and submit by April 15, 2002.

ITEM FOR CORRECTION	SUGGESTED CHANGE	TIME TABLE FOR CORRECTIVE ACTION
Add students to Title IX committee	→	6 months
_____ Pack of students		
representation on Gender Equity Review Committee		

• An explanation (status report) is needed for all areas identified previously as items for correction as well as all areas currently identified as items for correction. This form shall be typed.

Principal's Signature: *Richard M. [Signature]* Date: 4-11-02

0





APR 12 2002

KENTUCKY HIGH SCHOOL ATHLETIC ASSOCIATION

TITLE IX

MEMBER SCHOOLS 2001-2002 ANNUAL REPORT FORMS

Submit to KHSAA
By April 15, 2002





**2001-2002 KENTUCKY HIGH SCHOOL ATHLETIC ASSOCIATION
ANNUAL VERIFICATION OF TITLE IX PROCEDURES**

(To be submitted by April 15, 2002 along with other required forms)

The BREATHITT Co. High School, JACKSON, Kentucky
(Name of High School) (City)

certifies to the Kentucky High School Athletic Association that the following is an accurate and true representation of the facts surrounding compliance with Title 20, U.S.C. Titles 1681-1688, et. Seq. (also known as Title IX)

I certify the following provisions in accordance with records at the school contained in the permanent Title IX file, and to the best of my knowledge have completed the following tasks. (All boxes must be checked)

- Established a gender equity committee at the high school. (list committee personnel and provide attachment if necessary)

Name	Address	Phone	Title
Mike Holcomb	BHS	606-4620/8406	Athletic Director
Karen Griffith	BHS	295-9211	Teacher
Granville Deaton	BHS	606-2491	Central Office
Sharon Hendrickson	Lakeside	606-5717	Parent
Derek McKnight	Jackson	606-9707	Coach
Karen Ditsch	Jackson	606-4991	Site Base Parent
Lynn Herald	Jackson	606-7794	Bd of Ed ATTORNEY

- Scheduled a minimum of three meetings during the 2001-2002 school year on the following dates:

Dec -
April - 9th - 2002
MAY - 2002

- Designated the following person(s) as the Title IX coordinator for the school/district:

Name	Title	Address	Phone
Mike Holcomb	A.D. (School)	Jackson Ky	606 606-4620
Granville Deaton	Tit IX (District)	Jackson, Ky	606-2491

- School personnel are continuing to make periodic reviews of the boys and girls athletics program reflected in the Corrective Action Plan.

- In addition to the above information, the above referenced school maintains a complete permanent file relative to Title IX records including copies of the self-assessment audit, all corrective action plans, and other related materials.

Cal Myers
Principal's Signature

4-11 2002
Date

Larry K Woods
Superintendent Signature

She H. Southwood
School Board Chairpersons' Signature

(Send original copy to KHSAA - Maintain duplicate in Title IX school folder)

3

2001-2002
ACCOMMODATION OF INTERESTS AND ABILITIES
SUMMARY PROGRAM CHART 1

Participation Opportunities Test One

SAMPLE FORM

		Column 1	Column 2	Column 3	Column 4
	Program	Enrollment	Percentage of Total Enrollment	Number of Interscholastic Participants (double and triple count)	Percentage of Total Participation
Row 1	GIRLS	429	52.1%	96	36.5%
Row 2	BOYS	394	47.9%	167	63.5%
Row 3	Totals	823	100%	263	100%

Instructions: *Number of 8th grade students & below used in Column 4 calculations if applicable: _____

- 1) Determine the total number of girls enrolled, (place in Row 1, Column 1). Determine the total number of boys enrolled, (place in Row 2, Column 1).
- 2) Add the total number of girls and boys enrolled to determine total enrollment, (place in Row 3, Column 1).
- 3) Calculate the percentage of total enrollment that is female. (Divide Row 1, Column 1 by row 3, Column 1 and place in Row 1, Column 2.) Calculate the percentage of total enrollment that is male. (Divide Row 2, Column 1 by Row 3, Column 1 and place in Row 2, Column 2.) Note: Row 1, Column 2 plus Row 2, Column 2 should total 100%.
- 4) Ask the head coaches to review the most updated eligibility or squad lists for their teams. Ask coaches to confirm the names of those individuals who are on the team as of the first **date of competition**, and cross out the names of those who were cut from the team or quit the team prior to the first competitive event. Determine the total number of interscholastic athletics participants that are girls, (and place in Row 1, Column 3). In order to determine the total number of athletics participants, an individual should be counted each time he or she participates on a team. For example, if Jane Doe competes on the varsity volleyball team, the junior varsity volleyball team, the junior varsity basketball team, and the varsity softball team, she should be counted as four participants (**do not include club or intramural sports participants, cheerleaders, dance teams or pom squads**). Calculate the same way for boys and girls. * In addition, should 8th grade students and below play on a Freshman, Junior Varsity, or Varsity team, they should also be counted for each team and sport on which they participate. If applicable, please asterisk the above notation as to how many 8th grade students & below are included. Using the same procedure, determine the total number of interscholastic athletic participants that are boys, (and place in Row 2, Column 3. Add Row 1, Column 3 plus Row 2, Column 3 to get total participants and place in Row 3, Column 3).
- 5) Calculate the percentage of female participation. (Row 1, Column 3 divided by Row 3, Column 3 and place in Row 1, Column 4.) Calculate the percentage of male participation. (Row 2, Column 3 divided by Row 3, Column 3 and place in Row 2, Column 4.) Note: Row 1, Column 4 plus Row 2, Column 4 should total 100%.

Note: While being within three percent is not a formal compliance standard; if the percent listed in Row 1, Column 4 is within 3% of Row 1, Column 2, then it provides a good target within which compliance is likely.

Principal's Signature: _____ Date: _____

2001-2002
ACCOMMODATION OF INTERESTS AND ABILITIES
SUMMARY PROGRAM CHART 1

Participation Opportunities Test One

		(Column 1)	(Column 2)	(Column 3)	(Column 4)
	Program	Enrollment	Percentage of Total Enrollment	Number of Interscholastic Participants (double and triple count)	Percentage of Total Participation
Row 1	GIRLS	278	46.8	129	46.0%
Row 2	BOYS	316	53.2	150	54.0%
Row 3	Totals	594	100%	279	100%

Instructions:

*Number of 8th grade students & below used in Column 4 calculations if applicable: _____

- Determine the total number of girls enrolled, (place in Row 1, Column 1). Determine the total number of boys enrolled, (place in Row 2, Column 1).
- Add the total number of girls and boys enrolled to determine total enrollment, (place in Row 3, Column 1).
- Calculate the percentage of total enrollment that is female. (Divide Row 1, Column 1 by row 3, Column 1 and place in Row 1, Column 2.) Calculate the percentage of total enrollment that is male. (Divide Row 2, Column 1 by Row 3, Column 1 and place in Row 2, Column 2.) Note: Row 1, Column 2 plus Row 2, Column 2 should total 100%.
- Ask the head coaches to review the most updated eligibility or squad lists for their teams. Ask coaches to confirm the names of those individuals who are on the team as of the first **date of competition**, and cross out the names of those who were cut from the team or quit the team prior to the first competitive event. Determine the total number of interscholastic athletics participants that are girls, (and place in Row 1, Column 3). In order to determine the total number of athletics participants, an individual should be counted each time he or she participates on a team. For example, if Jane Doe competes on the varsity volleyball team, the junior varsity volleyball team, the junior varsity basketball team, and the varsity softball team, she should be counted as four participants (**do not include club or intramural sports participants, cheerleaders, dance teams, or pom squads**). Calculate the same way for boys and girls. * In addition, should 8th grade students and below play on a Freshman, Junior Varsity, or Varsity team, they should also be counted for each team and sport on which they participate. If applicable, please asterisk the above notation as to how many 8th grade students & below are included. Using the same procedure, determine the total number of interscholastic athletic participants that are boys, (and place in Row 2, Column 3). Add Row 1, Column 3 plus Row 2, Column 3 to get total participants and place in Row 3, Column 3.
- Calculate the percentage of female participation. (Row 1, Column 3 divided by Row 3, Column 3 and place in Row 1, Column 4.) Calculate the percentage of male participation. (Row 2, Column 3 divided by Row 3, Column 3 and place in Row 2, Column 4.) Note: Row 1, Column 4 plus Row 2, Column 4 should total 100%.

Note: While being within three percent is not a formal compliance standard; if the percent listed in Row 1, Column 4 is within 3% of Row 1, Column 2, then it provides a good target within which compliance is likely.

Principal's Signature: *Calvin Pappas* Date: 4-11-02

**2001-2002
ACCOMMODATION OF INTERESTS AND ABILITIES
SUMMARY PROGRAM CHART 2**

Participation Opportunities Test Two

		Column 1	Column 2	Column 3	Column 4	Column 5	
Program		Number of Teams Currently Offered	Number of Participants	Number of Teams Added in Last Five Years	Number of Participants Added in Last Five Years	Percent of Total Participation By Sex Added in Last 5 Years	
GIRLS	Row 1	varsity:	6	70	2	10	1.4
	Row 2	j.v.:	3	49	—		
	Row 3	frosh:	1	10	—		
	Row 4	total:	10	129	2	10	0.7
BOYS	Row 5	varsity:	6	86	1	8	0.9
	Row 6	j.v.:	3	37	0	0	
	Row 7	frosh:	2	24	0	0	
	Row 8	total:	11	147	1	8	0.5

- List the number of interscholastic teams offered for girls and boys at each competitive level (for example, varsity, junior varsity, and freshman levels). Total each of the entries in Column 1 into Row 4, Column 1 and Row 8, Column 1.
- List the number of interscholastic teams that have been added in the last five years at each competitive level. Total each of the entries in Column 3 into Row 4, Column 3 and Row 8, Column 3.
- List the number of participants that are currently on each level of the teams that were added in the last five years. Total each of the entries in Column 2 into Row 4, Column 2 for girls and Row 8, Column 2 for boys. If a team was added previously but no longer exists, there are no current participants to be added for that team.
- List the number of participants added in the last 5 years. Total each of the entries made in Column 4 into Row 4, Column 4 for girls and Row 8, Column 4 for boys.
- Calculate the percentage of participants that have been added in the last five years (Column 4 divided by Column 2 on each line). For example, if girls' varsity soccer (22 participants), junior varsity soccer (18 participants), junior varsity golf (8 participants), and freshman softball (15 participants) have been added in the last five years, then 63 participation opportunities have been added for girls. If the total number of female participants in the program is 96 (taken from Form T-1, Row 1, Column 3), then 65.6% of the current opportunities (63 of 96) have been added in the last five years. Perform similar calculations for male participants.

Note: If the percentage of current participants added in the last five years is 25% or greater, compliance with test two may be possible. If less than 25%, then compliance with test three should be analyzed. **CAUTION:** 25% is not a formal compliance standard.

Principal's Signature: *C. [Signature]* Date: 4-11-02

6

2001-2002
ACCOMMODATION OF INTERESTS AND ABILITIES
SUMMARY PROGRAM CHART 3

Participation Opportunities Test Three

For any question answered "YES" identify the respective sport(s).

	GIRLS (Yes / No)		BOYS (Yes / No)
1. Is there an intramural team offered in a sport not now available in the interscholastic athletics program? (YES or NO)	NO		NO
2. For a sport <u>not</u> currently offered, is there sufficient interest to form a viable interscholastic team based on participation on an intramural team or community recreation teams? (YES or NO)	NO		NO
3. For a sport <u>not</u> currently offered, is there sufficient interest to form a viable interscholastic team with the interscholastic survey.	NO		NO
4. For a sport currently offered, is there interest to form a viable team for a junior varsity, freshman, or other intramural level that is not currently offered? (YES or NO)	NO		NO
5. If you answered YES to question (1), (2), (3) or (4), are there enough high schools in your geographic area offering the sport (at the appropriate level) to allow for the development of a reasonable schedule of competition. (YES or NO)	NO		yes

Principal's Signature: *Richard Myers* Date: 4-11-02

7

2001-2002
ACCOMMODATION OF INTERESTS AND ABILITIES
SUMMARY PROGRAM CHART 4

Levels of Competition Test One

		(Column 1)	(Column 2)
	Team Levels	GIRLS	BOYS
Row 1	Total Number of Athletics Participants in All Levels	129	150
Row 2	Number of Varsity Teams Offered	6	6
Row 3	Number of Participants on all Varsity Teams	70	86
Row 4	Percentage of Total Varsity Participants By Sex	54.2	57.3
Row 5	Number of Junior Varsity Teams Offered	3	3
Row 6	Number of Participants on all Junior Varsity Teams	49	37
Row 7	Percentage of Total Junior Varsity Participants By Sex	37.9	24.6
Row 8	Number of Freshman Teams Offered	1	2
Row 9	Numbers of Participants on all Freshman Teams	10	24
Row 10	Percentage of Total Freshman Participants By Sex	0.7	1.6

- 1) Copy the number entered on Form T1, Row 1, Column 3 and place on Row 1, column 1 of this form.
- 2) Copy the number entered on Form T1, Row 2, Column 3 and place on Row 1, column 2 of this form.
- 3) List the number of teams at the varsity, junior varsity, and freshman levels for boys and girls (Rows #2,5,8) and place in the proper boxes in columns 1 and 2.
- 4) List the number of teams at the varsity, junior varsity, and freshman levels for boys and girls (Rows #3,6,9) and place in the proper boxes in columns 1 and 2.
- 5) Calculate the percentage of female and male participants at each level. (Rows #4,7,10)
 - Divide Row 3, Column 1 by Row 1, Column 1, and place the percentage in Row 4, Column 1.
 - Divide Row 3, Column 2 by Row 1, Column 2, and place the percentage in Row 4, Column 2.
 - Divide Row 6, Column 1 by Row 1, Column 1, and place the percentage in Row 7, Column 1.
 - Divide Row 6, Column 2 by Row 1, Column 2, and place the percentage in Row 7, Column 2.
 - Divide Row 9, Column 1 by Row 1, Column 1, and place the percentage in Row 10, Column 1.
 - Divide Row 9, Column 2 by Row 1, Column 2, and place the percentage in Row 10, Column 2.

Principal's Signature: *Michael Nypis* Date: 4-11-02

8

2001-2002

**BUDGETED AND ACTUAL EXPENDITURES - PROGRAM COMPARISON CHART
TO INCLUDE BOOSTER CLUB FUNDING**

	* equipment and supplies		* travel		awards		coaches' salaries (to include supplemental and extended employment)		facilities improvements		publications (if sport-specific)	
	B	E	B	E	B	E	B	E	B	E	B	E
G basketball		3,040		1,050		1,000	14,727	14,727		0		1500
B basketball		3,544		333		1,000	14,836	13,336		0		1500
G softball		3,300		0		3,000	3,000	3,000		0		0
B baseball		3,300		0		3,000	3,000	3,000		500		0
G cross country	N	N/A		0		-	-	-		0		0
B cross country		N/A		0		-	-	-		0		0
G golf		100		0		0	0	0		0		0
B golf		100		0		0	0	0		0		0
G soccer		N/A		0		-	-	-		0		0
B soccer		N/A		0		-	-	-		0		0
G swimming		N/A		0		-	-	-		0		0
B swimming		N/A		0		-	-	-		0		0

Equipment totals
G = (47) 90
B = (54) 90

Participation totals
G = (46) 90
B = (54) 90

* ALL Varsity Travel Paid by Board of Education * WE DO NOT DO Budgets

"B" is for budgeted dollar amounts and "E" is for actual dollar expenditures. Expenditures should include items provided by third parties such as Booster Clubs.
 G = 7,454 (21%)
 B = 19,942 (79%)

G = 1,300
 B = 1,200

G = 15,000 (38%)
 B = 3,500 (9%)
 S = 000

Date: 6/14/11-11-02

Principal's Signature: *[Signature]*

TOTAL G = 32,781 (31%)
 B = 42,527 (69%)
 S = 105,348

9

2001-2002
BUDGETED AND ACTUAL EXPENDITURES - PROGRAM COMPARISON CHART 2
TO INCLUDE BOOSTER CLUB FUNDING

Teams	equipment and supplies *		travel *		awards		coaches' salaries (to include supplemental and extended employment)		facilities improvements		publications (if sport-specific)	
	B	E	B	E	B	E	B	E	B	E	B	E
G track		200		0		100	950	950		0		0
B track		200		0		100	950	950		0		0
G tennis		150		0		100	1,000	1,000		0		0
B tennis		150		0		100	1,000	1,000		0		0
G volleyball		663.76		0		100	1200	1200		0		0
B wrestling		—										
G (list sport)												
B (football)		12,648		1828		8	31,499	26,979		0		2,000
G (list sport)												
B (list sport)												

* WE do not do Budgets AT This Time. * ALL TRAVEL For Varsity is Paid By Bd of Ed.
 "B" is for budgeted dollar amounts and "E" is for actual dollar expenditures. Expenditures should include items provided by third parties such as Booster Clubs.

Principal's Signature: *Michael Meigs* Date: 4-16-02



2001-2002 KHSAA TITLE IX ATHLETICS AUDIT

Checklist - Overall Interscholastic Athletics Program

Areas of Compliance	ADVANTAGE TO (Respond based on Internal Evaluation by checking the appropriate column.)		
	GIRLS' PROGRAM	BOYS' PROGRAM	NEITHER PROGRAM
Equipment and Supplies			✓
Scheduling of Games and Practice Time			✓
Travel and Per Diem Allowances	✓		
Coaching		✓	
Locker Rooms, Practice and Competitive Facilities			✓
Medical and Training Facilities and Services			✓
Publicity			✓
Support Services			✓
Athletic Scholarships			N/A
Tutoring			✓
Housing and Dining Facilities and Services			N/A
Recruitment of Student Athletes			N/A

Principal's Signature: *C. L. [Signature]* Date: 4-11-02

11

2001-2002
TITLE IX
CORRECTIVE ACTION PLAN

School Name: BREATHITT Co
School Year: 2001-2002
Principal's Signature: _____
Date: 4-11-02

To complete this form, indicate the intended area which needs corrective action, the suggested change and time table for implementation. You may copy this form as needed. Please attach corrective action plans along with audit forms and submit by April 15, 2002.

ITEM FOR CORRECTION	SUGGESTED CHANGE	TIME TABLE FOR CORRECTIVE ACTION
Correct all paper work <i>Increased paper work</i>	Redo - Resubmit	1 - 2 months
Baseball Field <i>Football field overlap</i>	Build field or work in field a. staying off infield	1 - 2 year
<i>Interchange</i> Locker rooms for Girls basket- ball, v-ball, storage <i>Interchange</i> Volleyball floor	Rework - Reorganize	6 months
Eliminate overlap in female sports of coaches <i>limiting access to coaching</i>	new floor or move to coliseum <i>Keep in AREA of most expertise</i>	1 - 2 years 6 months
Intramural programs	Organize an interest	6 months
<i>Interchange number of</i> Prime time schedule girls <i>Baseball games</i>	<i>Increase number of games</i> Make schedule accordingly	6 months
<i>Better financing for</i> Finance of non/revenue sports	<i>Seek</i> Budget, Bd. of Ed. help	1 - 3 years

• An explanation (status report) is needed for all areas identified previously as items for correction as well as all areas currently identified as items for correction. This form shall be typed.

Principal's Signature: *[Signature]* Date: 4-11-02



School Name: BREATHITT Co
School Year: 2001-2002
Principal's Signature: _____
Date: 4-11-02

2001-2002

TITLE IX

CORRECTIVE ACTION PLAN

To complete this form, indicate the intended area which needs corrective action, the suggested change and time table for implementation. You may copy this form as needed. Please attach corrective action plans along with audit forms and submit by April 15, 2002.

ITEM FOR CORRECTION	SUGGESTED CHANGE	TIME TABLE FOR CORRECTIVE ACTION
Add students to Title IX committee	→	6 months
Board of Student Representation on Gender Equity Review Committee		

• An explanation (status report) is needed for all areas identified previously as items for correction as well as all areas currently identified as items for correction. This form shall be typed.

Principal's Signature: *Richard Meyer* Date: 4-11-02

2001-2002 INTERSCHOLASTIC ATHLETICS SURVEY

Summary Of Student Responses

School Name: BREATH IT to High
 School Enrollment: 594
 Date: 4-9-02
 Completed By: Mike Holcomb

Instructions:

1. Summarize the Student Athletics Interest Surveys Form T-61 by listing the total number of responses on the line next to each sport.
2. Under the Other Category please provide a listing of the sports as well as the number of students who are interested in participating.
3. Please sign and date the Summary Form (T-63) and mail the Summary Form only to the KHSAA by April 15, 2002. Do not mail the student surveys (Form T-61). However, these Forms should be maintained in your files in the event they are requested subsequently.

475 Number of Surveys
272 Total Returned
9-11 Grades Surveyed

How Was The Survey Administered? FAMILY Resource Center during HMR - 1/2 hour Time

Fall Sports (List Total Number of Participation Responses)

17 Cross Country (Girls)
15 Cross Country (Boys)
2 Field Hockey (Girls)
71 Football (Boys)
8 Golf (Girls)
13 Golf (Boys)
14 Soccer (Girls)
12 Soccer (Boys)
46 Volleyball (Girls)
11 Volleyball (Boys)

Winter Sport (List Total Number of Participation Responses)

40 Basketball (Girls)
48 Basketball (Boys)
39 Gymnastics (Girls)
11 Indoor Track (Girls)
11 Indoor Track (Boys)
18 Swimming & Diving (Girls)
10 Swimming & Diving (Boys)
36 Wrestling (Boys)

Participation in Non-School Sports Activities
 (From Student Survey T-61 Question 7)

Sport	Number
Fair-Wheeling	85
Kick-Boxing	22

Reasons for not participating in interscholastic athletics.
 (From Survey Question 8)

Response	Number
35 I prefer other activities such as band, chorus, etc.	35
111 I don't have time	111
42 The practice schedules and game times are inconvenient	42
The sport I like isn't offered	
22 It's too expensive	22
I prefer to participate in club or intramural sports	
31 Working	31
Other	

Student Suggestions to encourage participation

Transportation
 Practice during school
 More access to golf, Tennis, Bowling facilities

Calvin Noyes
 Principal's Signature

4-11-02
 Date

Spring Sport (List Total Number of Participation Responses)

48 Baseball (Boys)
26 Fast Pitch Softball (Girls)
27 Slow Pitch Softball (Girls)
30 Tennis (Girls)
15 Tennis (Boys)
18 Track (Girls)
23 Track (Boys)

Other Sports (From Student Survey T-61 Question 10)

Name of Sport	Number of Students Interested In Participating
_____	_____
_____	_____
_____	_____
_____	_____
_____	_____
_____	_____
_____	_____
_____	_____

Number of Students who participate in Intramural Sports.
 (From Student Survey T-61 Question 5)

<u>Sport</u>	<u>Number</u>
<u>None</u>	_____
_____	_____
_____	_____
_____	_____
_____	_____
_____	_____

List Intramural Sports students are interested in adding:
 (From Student Survey T-61 Question 6)

<u>Sport</u>	<u>Number</u>
<u>Basketball</u>	<u>32</u>
<u>Flag Football</u>	<u>26</u>
_____	_____
_____	_____
_____	_____
_____	_____

Kentucky High School Athletic Association

To: Superintendent, Principal, and Athletic Director

From: Louis Stout, Commissioner 
Brigid L. DeVries, Executive Assistant Commissioner

Date: April 15, 2002

Subject: Review of 2001-2002 Title IX Forms

School: Breathitt County High School



The KHSAA Audit Staff has received your submission of the 2001-2002 KHSAA required Title IX forms.

The information will be reviewed by appropriate Title IX Audit Staff and you will be notified if any additional information is necessary.

Remember your permanent Title IX file at the school must be kept current with information pertaining to your athletics program. Copies of the 2001-2002 KHSAA required documents must be kept as part of this file and are subject to Open Records Requests.

If we could be of further assistance, please do not hesitate to call anytime.