


Kentucky High School Athletic Association

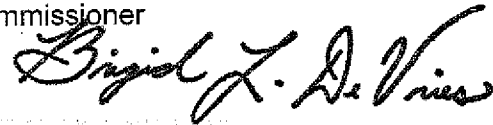
To: Superintendent, Principal, and Athletic Director

From: Louis Stout, Commissioner 
Brigid L. DeVries, Executive Assistant Commissioner

Date: June 27, 2002


Subject: 2001-2002 Annual Report Forms Submission

School: Bryan Station High School



Enclosed please find a copy of Form T-65, The 2001-2002 Annual Report Forms Checklist. In addition, you may find an attachment with corrected copies of the forms submitted by your school personnel. Please review this information so the forms can be completed accurately in the future. Also, KHSAA Audit Staff may have requested a re-submission of some of the 2001-2002 Annual Report Forms or need additional information on your athletic programs. Please submit this information by the date requested if this is applicable. Copies and all KHSAA Title IX documents must be kept current and included in your permanent Title IX File at the school. All documents are subject to Open Records Requests.

Should you need any further information, please do not hesitate to call anytime.



Memo

To: KHSAA Member School Superintendents, Principals, and Athletic Directors

From: Louis Stout, Commissioner
Brigid L. Devries, Executive Assistant Commissioner

Date: June 19, 2002

Re: 2002 Title IX Forms Submission

School	Bryan Station	Reviewed by	Gary Lawson
--------	---------------	-------------	-------------

The following is a status report regarding the required 2001 - 2002 Title IX submission of forms due in to the KHSAA office by April 15, 2002. Appropriate audit personnel have reviewed these forms and the following is a summary of this review.

I. Checklist of Forms properly submitted in a satisfactory manner:

<input checked="" type="checkbox"/>	GE 19 (Annual Verification)	<input checked="" type="checkbox"/>	T-35 (Budget Expenses)
<input checked="" type="checkbox"/>	T-1 (Summary Program Chart 1)	<input checked="" type="checkbox"/>	T-36 (Budget Expenses)
<input checked="" type="checkbox"/>	T-2 (Summary Program Chart 2)	<input checked="" type="checkbox"/>	T-41 (Checklist – Overall Interscholastic Program)
<input checked="" type="checkbox"/>	T-3 (Summary Program Chart 3)	<input checked="" type="checkbox"/>	T-60 (Corrective Action Plan)
<input checked="" type="checkbox"/>	T-4 (Summary Program Chart 4)	<input checked="" type="checkbox"/>	T-63 (Interscholastic Survey Results)

II. Status

A.	<input checked="" type="checkbox"/>	2001 – 2002 Forms are satisfactory and no further information or action is necessary at this time.
B.		Errors have been noted with respect to the following forms and corrected copies are being returned to you for placement in your Title IX file to ensure proper submission in the future.
C.		The following forms were omitted and must be submitted by school representatives.
D.	<input checked="" type="checkbox"/>	Other Recommendation and Comments: All calculations are correct and the report seems to be in good order.

APR 12 2002



**2001-2002 KENTUCKY HIGH SCHOOL ATHLETIC ASSOCIATION
ANNUAL VERIFICATION OF TITLE IX PROCEDURES
(To be submitted by April 15, 2002 along with other required forms)**

The Bryan Station Traditional High School, Lexington, Kentucky
(Name of High School) (City)

certifies to the Kentucky High School Athletic Association that the following is an accurate and true representation of the facts surrounding compliance with Title 20, U.S.C. Titles 1681-1688, et. Seq. (also known as Title IX)

I certify the following provisions in accordance with records at the school contained in the permanent Title IX file, and to the best of my knowledge have completed the following tasks. (All boxes must be checked)

Established a gender equity committee at the high school. (list committee personnel and provide attachment if necessary)

Name	Address	Phone	Title
Frances Abell	3469 Flintridge Dr.	272-9142	Parent Member
Steve Case	Bryan Station HS	381-3308	Softball Coach
Jennifer Harris	Deep Springs Elem.	381-3069	Cheerleading Coach
Suanne Jacobs	Bryan Station HS	381-3308	Cheerleading Coach
Susan Montgomery	Bryan Station HS	381-3308	Athletic Director
James H. Pasco	2838 Dan Patch Dr.	254-7986	Parent Member
Patti Stanton	200 Preston Ave.	268-4253	Volleyball Coach

Scheduled a minimum of three meetings during the 2001-2002 school year on the following dates:
September 12, 2001 January 9, 2002 April 2, 2002
October 3, 2001 February 13, 2002
November 7, 2001 March 27, 2002

Designated the following person(s) as the Title IX coordinator for the school/district:

<u>Susan Montgomery</u>	<u>Athletic Director</u>	<u>Bryan Station HS</u>	<u>381-3308 ext. 1124</u>
Name	Title	Address	Phone

School personnel are continuing to make periodic reviews of the boys and girls athletics program reflected in the Corrective Action Plan.

In addition to the above information, the above referenced school maintains a complete permanent file relative to Title IX records including copies of the self-assessment audit, all corrective action plans, and other related materials.

[Signature]
Principal's Signature

4/12/02 20
Date

[Signature]
Superintendent Signature

[Signature]
School Board Chairpersons' Signature

(Send original copy to KHSAA - Maintain duplicate in Title IX school folder)

2001-2002
ACCOMMODATION OF INTERESTS AND ABILITIES
SUMMARY PROGRAM CHART 1

KHSAA
 Form T1
 Rev. 07/01

Participation Opportunities Test One

		(Column 1)	(Column 2)	(Column 3)	(Column 4)
	Program	Enrollment	Percentage of Total Enrollment	Number of Interscholastic Participants (double and triple count)	Percentage of Total Participation
Row 1	GIRLS	695	51%	201	48%
Row 2	BOYS	665	49%	219	52%
Row 3	Totals	1360	100%	420	100%

Instructions:

*Number of 8th grade students & below used in Column 4 calculations if applicable: 28

- 1) Determine the total number of girls enrolled, (place in Row 1, Column 1). Determine the total number of boys enrolled, (place in Row 2, Column 1).
- 2) Add the total number of girls and boys enrolled to determine total enrollment, (place in Row 3, Column 1).
- 3) Calculate the percentage of total enrollment that is female. (Divide Row 1, Column 1 by row 3, Column 1 and place in Row 1, Column 2.) Calculate the percentage of total enrollment that is male. (Divide Row 2, Column 1 by Row 3, Column 1 and place in Row 2, Column 2.) Note: Row 1, Column 2 plus Row 2, Column 2 should total 100%.
- 4) Ask the head coaches to review the most updated eligibility or squad lists for their teams. Ask coaches to confirm the names of those individuals who are on the team as of the first **date of competition**, and cross out the names of those who were cut from the team or quit the team prior to the first competitive event. Determine the total number of interscholastic athletics participants that are girls, (and place in Row 1, Column 3). In order to determine the total number of athletics participants, an individual should be counted each time he or she participates on a team. For example, if Jane Doe competes on the varsity volleyball team, the junior varsity volleyball team, the junior varsity basketball team, and the varsity softball team, she should be counted as four participants (**do not include club or intramural sports participants, cheerleaders, dance teams, or pom squads**). Calculate the same way for boys and girls. * In addition, should 8th grade students and below play on a Freshman, Junior Varsity, or Varsity team, they should also be counted for each team and sport on which they participate. If applicable, please asterisk the above notation as to how many 8th grade students & below are included. Using the same procedure, determine the total number of interscholastic athletic participants that are boys, (and place in Row 2, Column 3). Add Row 1, Column 3 plus Row 2, Column 3 to get total participants and place in Row 3, Column 3.
- 5) Calculate the percentage of female participation. (Row 1, Column 3 divided by Row 3, Column 3 and place in Row 1, Column 4.) Calculate the percentage of male participation. (Row 2, Column 3 divided by Row 3, Column 3 and place in Row 2, Column 4.) Note: Row 1, Column 4 plus Row 2, Column 4 should total 100%.

Note: While being within three percent is not a formal compliance standard; if the percent listed in Row 1, Column 4 is within 3% of Row 1, Column 2, then it provides a good target within which compliance is likely.

Principal's Signature: Robert Selman Date: 4/14/02

2001-2002
ACCOMMODATION OF INTERESTS AND ABILITIES
SUMMARY PROGRAM CHART 2

KHSAA
 Form T2
 Rev. 07/01

Participation Opportunities Test Two

		Column 1	Column 2	Column 3	Column 4	Column 5
Program		Number of Teams Currently Offered	Number of Participants	Number of Teams Added in Last Five Years	Number of Participants Added in Last Five Years	Percent of Total Participation By Sex Added in Last 5 Years
GIRLS	Row 1	varsity:	7	116	0	0
	Row 2	j.v.:	4	61	1	22
	Row 3	frosh:	2	24	1	13
	Row 4	total:	13	201	2	35
BOYS	Row 5	varsity:	9	147	0	0
	Row 6	j.v.:	4	57	0	0
	Row 7	frosh:	2	15	1	6
	Row 8	total:	15	219	1	6

- 1) List the number of interscholastic teams offered for girls and boys at each competitive level (for example, varsity, junior varsity, and freshman levels). Total each of the entries in Column 1 into Row 4, Column 1 and Row 8, Column 1.
- 2) List the number of interscholastic teams that have been added in the last five years at each competitive level. Total each of the entries in Column 3 into Row 4, Column 3 and Row 8, Column 3.
- 3) List the number of participants that are currently on each level of the teams that were added in the last five years. Total each of the entries in Column 2 into Row 4, Column 2 for girls and Row 8, Column 2 for boys. If a team was added previously but no longer exists, there are no current participants to be added for that team.
- 4) List the number of participants added in the last 5 years . Total each of the entries made in Column 4 into Row 4, Column 4 for girls and Row 8, Column 4 for boys.
- 5) Calculate the percentage of participants that have been added in the last five years (Column 4 divided by Column 2 on each line). For example, if girls' varsity soccer (22 participants), junior varsity soccer (18 participants), junior varsity golf (8 participants), and freshman softball (15 participants) have been added in the last five years, then 63 participation opportunities have been added for girls. If the total number of female participants in the program is 96 (taken from Form T-1, Row 1, Column 3), then 65.6% of the current opportunities (63 of 96) have been added in the last five years. Perform similar calculations for male participants.

Note: If the percentage of current participants added in the last five years is 25% or greater, compliance with test two may be possible. If less than 25%, then compliance with test three should be analyzed. **CAUTION:** 25% is not a formal compliance standard.

Principal's Signature: Robert Selmer Date: 4/12/02

2001-2002
ACCOMMODATION OF INTERESTS AND ABILITIES
SUMMARY PROGRAM CHART 3

KHSAA
 Form T3
 Rev. 07/01

Participation Opportunities Test Three

For any question answered "YES" identify the respective sport(s).

	GIRLS (Yes / No)		BOYS (Yes / No)
1. Is there an intramural team offered in a sport not now available in the interscholastic athletics program? (YES or NO)	Yes Bowling		Yes Bowling
2. For a sport <u>not</u> currently offered, is there sufficient interest to form a viable interscholastic team based on participation on an intramural team or community recreation teams? (YES or NO)	Yes Bowling		Yes Bowling
3. For a sport <u>not</u> currently offered, is there sufficient interest to form a viable interscholastic team with the interscholastic survey.	Yes Golf, Cross-Country		No
4. For a sport currently offered, is there interest to form a viable team for a junior varsity, freshman, or other intramural level that is not currently offered? (YES or NO)	No		No
5. If you answered YES to question (1), (2), (3) or (4), are there enough high schools in your geographic area offering the sport (at the appropriate level) to allow for the development of a reasonable schedule of competition. (YES or NO)	Yes Golf, Cross-Country		No

Principal's Signature: Robert Selman Date: 4/17/02

2001-2002
ACCOMMODATION OF INTERESTS AND ABILITIES
SUMMARY PROGRAM CHART 4

KHSAA
 Form T4
 Rev. 07/01

Levels of Competition Test One

		(Column 1)	(Column 2)
	Team Levels	GIRLS	BOYS
Row 1	Total Number of Athletics Participants in All Levels	201	219
Row 2	Number of Varsity Teams Offered	7	9
Row 3	Number of Participants on all Varsity Teams	116	147
Row 4	Percentage of Total Varsity Participants By Sex	58%	67%
Row 5	Number of Junior Varsity Teams Offered	4	4
Row 6	Number of Participants on all Junior Varsity Teams	61	57
Row 7	Percentage of Total Junior Varsity Participants By Sex	30%	26%
Row 8	Number of Freshman Teams Offered	2	2
Row 9	Numbers of Participants on all Freshman Teams	24	15
Row 10	Percentage of Total Freshman Participants By Sex	12%	7%

- 1) Copy the number entered on Form T1, Row 1, Column 3 and place on Row 1, column 1 of this form.
- 2) Copy the number entered on Form T1, Row 2, Column 3 and place on Row 1, column 2 of this form.
- 3) List the number of teams at the varsity, junior varsity, and freshman levels for boys and girls (Rows #2,5,8) and place in the proper boxes in columns 1 and 2.
- 4) List the number of teams at the varsity, junior varsity, and freshman levels for boys and girls (Rows #3,6,9) and place in the proper boxes in columns 1 and 2.
- 5) Calculate the percentage of female and male participants at each level. (Rows #4,7,10)
 - Divide Row 3, Column 1 by Row 1, Column 1, and place the percentage in Row 4, Column 1.
 - Divide Row 3, Column 2 by Row 1, Column 2, and place the percentage in Row 4, Column 2.
 - Divide Row 6, Column 1 by Row 1, Column 1, and place the percentage in Row 7, Column 1.
 - Divide Row 6, Column 2 by Row 1, Column 2, and place the percentage in Row 7, Column 2.
 - Divide Row 9, Column 1 by Row 1, Column 1, and place the percentage in Row 10, Column 1.
 - Divide Row 9, Column 2 by Row 1, Column 2, and place the percentage in Row 10, Column 2.

Principal's Signature: Robert Bilman Date: 4/2/02

**2001-2002
BUDGETED AND ACTUAL EXPENDITURES - PROGRAM COMPARISON CHART
TO INCLUDE BOOSTER CLUB FUNDING**

	equipment and supplies		travel		awards		coaches' salaries (to include supplemental and extended employment)		facilities improvements		publications (if sport-specific)	
	B	E	B	E	B	E	B	E	B	E	B	E
G basketball	500	968.98	2,000	1,878.72	750	703.93	9,312	9,312	1,200	1,092	NA	NA
B basketball	5,500	5,318.31	2,000	1,702.85	1,500	1,527.39	10,088	10,088	1,200	1,278.64	NA	NA
G softball	8,000	3,758#	2,000	144#	500	0#	4,656	4,656	2,000	2,003#	NA	NA
B baseball	50,000	45,318#	18,000	11,923#	2,500	0#	5,432	5,432	2,100	1,102#	NA	NA
G cross country	NA	NA	NA	NA	NA	NA	NA	NA	NA	NA	NA	NA
B cross country	0	0	300	0	50	38.29	1,552	1,552	0	0	NA	NA
G golf	NA	NA	NA	NA	NA	NA	NA	NA	NA	NA	NA	NA
B golf	250	202	100	0	50	49.70	1,552	1,552	0	0	NA	NA
G soccer	2,000	1,796.15	900	0*	3,000	2,631.37	5617.50	5617.50	0	0	NA	NA
B soccer	3,500	4,836	900	0*	1,500	1,538.25	6202.90	6202.90	0	0	NA	NA
G swimming	0+	0+	400	362.48	750	729.25	1,552	1,522	0	0	NA	NA
B swimming	0+	0+	400	362.48	750	729.25	1,552	1,522	0	0	NA	NA

Money spent as of 4-10-02 since sport is still in season.

*Never received bill from Fayette Co. for transportation costs.

+Students buy and keep their swim suits and caps due to health concerns.

"B" is for budgeted dollar amounts and "E" is for actual dollar expenditures. Expenditures should include items provided by third parties such as Booster Clubs.

Principal's Signature: Robert Saban

Date: 4/12/02

2001-2002

KHSAA
Form 136
REV. 07/01

BUDGETED AND ACTUAL EXPENDITURES - PROGRAM COMPARISON CHART 2
TO INCLUDE BOOSTER CLUB FUNDING

Teams	equipment and supplies		travel		awards		coaches' salaries (to include supplemental and extended employment)		facilities improvements		publications (if sport-specific)	
	B	E	B	E	B	E	B	E	B	E	B	E
G track	500	400.77#	400	0#	170	120#	3,880	3,880	0	0	NA	NA
B track	500	400.77#	400	0#	75	48.75#	3,104	3,104	0	0	NA	NA
G tennis	75	45#	0	0	50	44.83#	776	776	0	0	NA	NA
B tennis	75	45#	0	0	50	44.82#	776	776	0	0	NA	NA
G volleyball	3,000	2,853.03	900	0*	500	439.48	6,809	6,809	75	50.82	NA	NA
B wrestling	0	0	100	63.59	75	48.75	3,104	3,104	0	0	NA	NA
G (list sport)												
B (football)	12,000	11,798	3,000	2,483.40	5,000	4,486	25,554	25,554	1600	1670.02	1,500	1,500
G (list sport)												
B (list sport)												

"B" is for budgeted dollar amounts and "E" is for actual dollar expenditures. Expenditures should include items provided by third parties such as Booster Clubs.

Principal's Signature:  Date: 4/2/02



2001-2002 INTERSCHOLASTIC ATHLETICS SURVEY

Summary Of Student Responses

School Name: Bryan Station H.S.
School Enrollment: 1360
Date: April 11, 2002
Completed By: Susan Montgomery

Instructions:

1. Summarize the Student Athletics Interest Surveys Form T-61 by listing the total number of responses on the line next to each sport.
2. Under the Other Category please provide a listing of the sports as well as the number of students who are interested in participating.
3. Please sign and date the Summary Form (T-63) and mail the Summary Form only to the KHSAA by April 15, 2002. Do not mail the student surveys (Form T-61). However, these Forms should be maintained in your files in the event they are requested subsequently.

962 Number of Surveys
652 Total Returned
9-11 Grades Surveyed

How Was The Survey Administered? The survey was administered to students through required classes. (9th - Social Studies, 10th - English, 11th - Social Studies)

Fall Sports (List Total Number of Participation Responses)

15 Cross Country (Girls)
16 Cross Country (Boys)
16 Field Hockey (Girls)
161 Football (Boys)
12 Golf (Girls)
39 Golf (Boys)
71 Soccer (Girls)
35 Soccer (Boys)
99 Volleyball (Girls)
20 Volleyball (Boys)

Winter Sport (List Total Number of Participation Responses)

12 Basketball (Girls)
132 Basketball (Boys)
12 Gymnastics (Girls)
79 Indoor Track (Girls)
79 Indoor Track (Boys)
63 Swimming & Diving (Girls)
21 Swimming & Diving (Boys)
59 Wrestling (Boys)

Spring Sport (List Total Number of Participation Responses)

112 Baseball (Boys)
54 Fast Pitch Softball (Girls)
52 Slow Pitch Softball (Girls)
65 Tennis (Girls)
25 Tennis (Boys)
62 Track (Girls)
65 Track (Boys)

Other Sports (From Student Survey T-61 Question 10)

Name of Sport		Number of Students Interested In Participating	
<u>Archery - 2</u>	<u>Car racing - 3</u>	<u>Girls Baseball - 1</u>	<u>Powder Puff Football - 6</u>
<u>Badminton - 2</u>	<u>Chess - 1</u>	<u>Gymnastics - 5</u>	<u>Rifle Marksmanship - 1</u>
<u>BMX Stunt Team - 1</u>	<u>Cycling - 1</u>	<u>Horse shoes - 1</u>	<u>Rugby - 5</u>
<u>Billiards - 5</u>	<u>Darts - 1</u>	<u>Ice Hockey - 11</u>	<u>Speed Skating - 1</u>
<u>Bocce - 1</u>	<u>Curling - 3</u>	<u>Kickball - 3</u>	
<u>Bowling - 6</u>	<u>Fencing - 5</u>	<u>Lacrosse - 9</u>	
<u>Boxing - 12</u>	<u>Figure Skating - 5</u>	<u>Martial Arts - 4</u>	
<u>Cheerleading - 5</u>	<u>Fishing - 3</u>	<u>Ping Pong - 5</u>	

Number of Students who participate in Intramural Sports.
 (From Student Survey T-61 Question 5)

<u>Sport</u>	<u>Number</u>
<u>3-on-3 Basketball</u>	<u>38</u>
<u>Bowling</u>	<u>13</u>
<u>Volleyball</u>	<u>15</u>
_____	_____
_____	_____
_____	_____

List Intramural Sports students are interested in adding:
 (From Student Survey T-61 Question 6)

<u>Sport</u>	<u>Number</u>
<u>Archery - 4</u>	<u>Fencing - 4</u>
<u>Auto racing - 3</u>	<u>Powder Puff Football - 25</u>
<u>Badminton - 8</u>	<u>Rugby - 6</u>
<u>Billiards - 5</u>	<u>Gymnastics - 5</u>
<u>Boxing - 10</u>	<u>Ice Hockey - 15</u>
<u>Curling - 3</u>	<u>Lacrosse - 5</u>
	<u>Ping Pong - 8</u>

Participation in Non-School Sports Activities
(From Student Survey T-61 Question 7)

Sport	Number
AAU Track - 3	Cheerleading - 16
Baseball - 29	Fast-Pitch Softball - 17
Basketball - 45	Fencing - 1
Billiards - 4	Football - 9
Bowling - 11	Golf - 6
BMX stunt Team - 2	Gymnastics - 6
	Ice Hockey - 4
	Martial Arts - 6
	Rugby - 2
	Soccer - 13
	Swimming - 2
	Tennis - 2
	Volleyball - 8

Reasons for not participating in interscholastic athletics.
(From Survey Question 8)

Response	Number
<u>54</u> I prefer other activities such as band, chorus, etc.	
<u>187</u> I don't have time	
<u>52</u> The practice schedules and game times are inconvenient	
<u>35</u> The sport I like isn't offered	
<u>30</u> It's too expensive	
<u>10</u> I prefer to participate in club or intramural sports	
<u>108</u> Working	
<u>64</u> Other	
<u>Didn't have the grades.</u>	<u>Sports aren't challenging.</u>
<u>I'm overweight.</u>	<u>Games & practices interfere with church.</u>
<u>The teams are bad.</u>	<u>I have no ride home.</u>

Student Suggestions to encourage participation

<u>Have better qualified coaches.</u>	<u>Make cheerleading a sport.</u>
<u>Have better facilities.</u>	<u>Sports is fun.</u>
<u>Have better publicity about tryouts.</u>	<u>Just do it.</u>
<u>Have better looking uniforms.</u>	<u>Lower costs to participate.</u>
<u>Have more pep rallies.</u>	<u>Don't require a 2.0 GPA.</u>
<u>Pay students to play.</u>	<u>Have less anal retentive coaches.</u>
<u>Make practices during class time.</u>	<u>Meet and make new friends.</u>
<u>Get better players.</u>	<u>Go on more out-of-state trips.</u>

Robert Salinas 4/14/02

Student Suggestions to encourage participation:

Players invite other students to tryout.

More school spirit.

More support for volleyball team.

Have nicer coaches.

Make tryouts easier.

Scrap Title IX.

Get a new girls soccer coach.

Put up team and sports banners.

Start offering prizes and play games with crowds at halftime.

Segregate sports between races.

Playing sports encourages better grades.

Want the grade cards back so I know what my grades are.

Arrange to have sports physicals at school.

Get rid of Ms. Montgomery.

Make coaches understand that family comes first and then sports.

Sports makes you stronger.

Eliminate conventional sports and start cyber-athletic competition.

Make games and practices more convenient.

Have more sports seasons so the sports can be spread out.

More money so we can have a wrestling room.

If you like a sport, you should play it and not just watch it.

It is a good source of exercise and it keeps you out of trouble.

Boys gymnastics would attract more people than the school would think.

A boxing team would attract a lot of people and large crowds to watch.

If the school had a martial arts team, students would learn self-discipline and how to defend themselves. This would bring more respect and order to the school.

Make the sports areas more clean and safe.

Sports is a way to open yourself up. You get to meet new people and it is a good way to relieve yourself of anger and stress.

Football is fun.

Respect the privacy and rights of your athletes.

Trust the judgments of your athletes.

Sports gives you something to do instead of going home and sitting.

I think that football and wrestling should be offered to girls to participate in.

School Name: Bryan Station HS

School Year: 2001-2002

Principal's Signature: _____

Date: _____

**2001-2002
TITLE IX**

CORRECTIVE ACTION PLAN

To complete this form, indicate the intended area which needs corrective action, the suggested change and time table for implementation. You may copy this form as needed. Please attach corrective action plans along with audit forms and submit by April 15, 2002.

ITEM FOR CORRECTION	SUGGESTED CHANGE	TIME TABLE FOR CORRECTIVE ACTION
Publicity	Continue mailing letters with dates of tryouts to all in-coming freshmen.	July 2002
Publicity	Make better use of TV morning announcements to announce home games, game results, and other athletic achievements.	August 2002
Locker Rooms, Practice & Competitive Facilities	Continual upgrading of Softball field	July 2002 – April 2004
Increase Participation Opportunities	Create and play a Girls golf team and schedule	July 2002
Publicity	Use the internet as another tool to spread information about games and tryouts.	July 2002
Travel & Equipment/Supplies	Create a committee to oversee all major equipment/supply & travel request to monitor spending & benefits for Title IX compliance.	July 2002
Travel & Equipment/Supplies	Write and present guidelines to SBDM to oversee travel & equipment/supply purchases are in compliance with Title IX	July 2002

- An explanation (status report) is needed for all areas identified previously as items for correction as well as all areas currently identified as items for correction. This form shall be typed.

Principal's Signature: Robert S. Brown

Date: 4/12/02

**2001-2002
TITLE IX
STATUS ACTION REPORT**

Suggested Change	Current Status	Achieved or Needs Continued Action
Upgrade Softball Facilities	Fayette Co. Board has approved monies to Install lights & sewage.	Installation of lights & sewage will begin in June 2002. After lights & sewage installed, concession stand, restrooms, & field house will be added to site over the next 2 years.
Volleyball Practice Facility	Completed- Lines were painted in gym for the volleyball team to have 2 practice courts & to be able to host tournaments.	Completed July 2001
Weight room Facility	Put on hold until Bryan Station completely rebuilt.	Meet with architect Summer 2002 & discuss inclusion with the new Bryan Station facility.
Girls JV Soccer Team	Girls JV soccer team created and played 2001 season.	Keep recruiting so team can grow and increase opportunities for female participation.
Girls Golf Team	Coach has advertised and recruited 5 girls to start golf team in the fall of 2002. He worked and had donated 3 sets of women's golf clubs to try to offset the cost.	Continue to encourage the girls to play golf and advertise in the middle school this spring to add to the numbers interested.
Publicity	Sent out letters to in-coming freshmen girls in July 2001. This increased awareness created 2 new teams this year. Continue sending the letters out and include all of the in-coming freshmen class.	Continue with the letters Summer 2002. Also, start using the internet to publicize school athletic events and tryouts.

Johnson 4/12/02