


Kentucky High School Athletic Association


Memorandum

To: Superintendent, Principal, and Athletic Director
From: Brigid L. DeVries, Commissioner
Date: July 2, 2002
Subject: 2001-2002 Annual Report Forms Submission
School: Crittenden County High School



Enclosed please find a copy of Form T-65, The 2001-2002 Annual Report Forms Checklist. In addition, you may find an attachment with corrected copies of the forms submitted by your school personnel. Please review this information so the forms can be completed accurately in the future. Also, KHSAA Audit Staff may have requested a re-submission of some of the 2001-2002 Annual Report Forms or need additional information on your athletic programs. Please submit this information by the date requested if this is applicable. Copies and all KHSAA Title IX documents must be kept current and included in your permanent Title IX File at the school. All documents are subject to Open Records Requests.

Should you need any further information, please do not hesitate to call anytime.



Memo

To: KHSAA Member School Superintendents, Principals, and Athletic Directors

From: Brigid L. DeVries, Commissioner

Date: June 28, 2002

Re: 2002 Title IX Forms Submission

School	Crittenden County	Reviewed by	Gary Lawson
--------	-------------------	-------------	-------------

The following is a status report regarding the required 2001 - 2002 Title IX submission of forms due in to the KHSAA office by April 15, 2002. Appropriate audit personnel have reviewed these forms and the following is a summary of this review.

I. Checklist of Forms properly submitted in a satisfactory manner:

<input checked="" type="checkbox"/>	GE 19 (Annual Verification)	<input checked="" type="checkbox"/>	T-35 (Budget Expenses)
<input checked="" type="checkbox"/>	T-1 (Summary Program Chart 1)	<input checked="" type="checkbox"/>	T-36 (Budget Expenses)
<input checked="" type="checkbox"/>	T-2 (Summary Program Chart 2)	<input checked="" type="checkbox"/>	T-41 (Checklist - Overall Interscholastic Program)
<input checked="" type="checkbox"/>	T-3 (Summary Program Chart 3)		T-60 (Corrective Action Plan)
<input checked="" type="checkbox"/>	T-4 (Summary Program Chart 4)	<input checked="" type="checkbox"/>	T-63 (Interscholastic Survey Results)

II. Status

A.		2001 - 2002 Forms are satisfactory and no further information or action is necessary at this time.
B.		Errors have been noted with respect to the following forms and corrected copies are being returned to you for placement in your Title IX file to ensure proper submission in the future.
C.	<input checked="" type="checkbox"/>	The following forms were omitted and must be submitted by school representatives. All schools should have an area that they are looking to improve. Please regard Form T-60, the Corrective Action Plan, and add an item or two for improvement. One suggestion would be to look at volleyball interest indicated on Form T-3. Please submit to the KHSAA a revised Corrective Action Plan, Form T-60, no later than July 30, 2002. Please place a copy of the new plan with your Title IX File.
D.		Other Recommendation and Comments:

APR 15 2002

***CRITTENDEN COUNTY
2001-2002 KENTUCKY HIGH SCHOOL
ATHLETIC ASSOCIATION
ANNUAL VERIFICATION OF TITLE IX
PROCEDURES***



APR 15 2002

KHSAA
Form GE19
Rev. 07/01

2001-2002 KENTUCKY HIGH SCHOOL ATHLETIC ASSOCIATION ANNUAL VERIFICATION OF TITLE IX PROCEDURES (To be submitted by April 15, 2002 along with other required forms)

The Crittenden County High School, Marion, Kentucky
(Name of High School) (City)

certifies to the Kentucky High School Athletic Association that the following is an accurate and true representation of the facts surrounding compliance with Title 20, U.S.C. Titles 1681-1688, et. Seq. (also known as Title IX)

I certify the following provisions in accordance with records at the school contained in the permanent Title IX file, and to the best of my knowledge have completed the following tasks. (All boxes must be checked)

- Established a gender equity committee at the high school. (list committee personnel and provide attachment if necessary)

Name	Address	Phone	Title
See Attachment A			

- Scheduled a minimum of three meetings during the 2001-2002 school year on the following dates:
The first meeting was held on March 8, 2002. There will be three meetings per year for a self audit. See attachment B for minutes.

- Designated the following person(s) as the Title IX coordinator for the school/district:

<u>Al Starnes</u>	<u>Athletic Director</u>	<u>627 W. Elm St.</u>	<u>270-965-9833</u>
Name	Title	Address	Phone

- School personnel are continuing to make periodic reviews of the boys and girls athletics program reflected in the Corrective Action Plan.

- In addition to the above information, the above referenced school maintains a complete permanent file relative to Title IX records including copies of the self-assessment audit, all corrective action plans, and other related materials.

[Signature]
Principal's Signature
[Signature]
Superintendent Signature

4/9/02 2002
Date
[Signature]
School Board Chairpersons' Signature

(Send original copy to KHSAA - Maintain duplicate in Title IX school folder)

2001-2002
ACCOMMODATION OF INTERESTS AND ABILITIES
SUMMARY PROGRAM CHART 1

KHSAA
 Form T1
 Rev. 07/01

Participation Opportunities Test One


		(Column 1)	(Column 2)	(Column 3)	(Column 4)
	Program	Enrollment	Percentage of Total Enrollment	Number of Interscholastic Participants (double and triple count)	Percentage of Total Participation
Row 1	GIRLS	184	48%	96	43%
Row 2	BOYS	199	52%	128	57%
Row 3	Totals	383	100%	224	100%

Instructions:

*Number of 8th grade students & below used in Column 4 calculations if applicable: 52 - 36(B) 16(G)

- Determine the total number of girls enrolled, (place in Row 1, Column 1). Determine the total number of boys enrolled, (place in Row 2, Column 1).
- Add the total number of girls and boys enrolled to determine total enrollment, (place in Row 3, Column 1).
- Calculate the percentage of total enrollment that is female. (Divide Row 1, Column 1 by row 3, Column 1 and place in Row 1, Column 2.) Calculate the percentage of total enrollment that is male. (Divide Row 2, Column 1 by Row 3, Column 1 and place in Row 2, Column 2.) Note: Row 1, Column 2 plus Row 2, Column 2 should total 100%.
- Ask the head coaches to review the most updated eligibility or squad lists for their teams. Ask coaches to confirm the names of those individuals who are on the team as of the first **date of competition**, and cross out the names of those who were cut from the team or quit the team prior to the first competitive event. Determine the total number of interscholastic athletics participants that are girls, (and place in Row 1, Column 3). In order to determine the total number of athletics participants, an individual should be counted each time he or she participates on a team. For example, if Jane Doe competes on the varsity volleyball team, the junior varsity volleyball team, the junior varsity basketball team, and the varsity softball team, she should be counted as four participants (**do not include club or intramural sports participants, cheerleaders, dance teams, or pom squads**). Calculate the same way for boys and girls. * In addition, should 8th grade students and below play on a Freshman, Junior Varsity, or Varsity team, they should also be counted for each team and sport on which they participate. If applicable, please asterisk the above notation as to how many 8th grade students & below are included. Using the same procedure, determine the total number of interscholastic athletic participants that are boys, (and place in Row 2, Column 3). Add Row 1, Column 3 plus Row 2, Column 3 to get total participants and place in Row 3, Column 3.
- Calculate the percentage of female participation. (Row 1, Column 3 divided by Row 3, Column 3 and place in Row 1, Column 4.) Calculate the percentage of male participation. (Row 2, Column 3 divided by Row 3, Column 3 and place in Row 2, Column 4.) Note: Row 1, Column 4 plus Row 2, Column 4 should total 100%.

Note: While being within three percent is not a formal compliance standard; if the percent listed in Row 1, Column 4 is within 3% of Row 1, Column 2, then it provides a good target within which compliance is likely.

Principal's Signature:  Date: 4/19/02

2001-2002
ACCOMMODATION OF INTERESTS AND ABILITIES
SUMMARY PROGRAM CHART 2


KHSAA
 Form T2
 Rev. 07/01

Participation Opportunities Test Two

			Column 1	Column 2	Column 3	Column 4	Column 5
Program			Number of Teams Currently Offered	Number of Participants	Number of Teams Added in Last Five Years	Number of Participants Added in Last Five Years	Percent of Total Participation By Sex Added in Last 5 Years
GIRLS	Row 1	varsity:	6	61	1	16	26%
	Row 2	j.v.:	3	35	1	12	34%
	Row 3	frosh:	0	0	0	0	0
	Row 4	total:	9	96	2	28	29%
BOYS	Row 5	varsity:	6	81	0	0	0
	Row 6	j.v.:	3	47	0	0	0
	Row 7	frosh:	0	0	0	0	0
	Row 8	total:	9	128	0	0	0

- 1) List the number of interscholastic teams offered for girls and boys at each competitive level (for example, varsity, junior varsity, and freshman levels). Total each of the entries in Column 1 into Row 4, Column 1 and Row 8, Column 1.
- 2) List the number of interscholastic teams that have been added in the last five years at each competitive level. Total each of the entries in Column 3 into Row 4, Column 3 and Row 8, Column 3.
- 3) List the number of participants that are currently on each level of the teams that were added in the last five years. Total each of the entries in Column 2 into Row 4, Column 2 for girls and Row 8, Column 2 for boys. If a team was added previously but no longer exists, there are no current participants to be added for that team.
- 4) List the number of participants added in the last 5 years. Total each of the entries made in Column 4 into Row 4, Column 4 for girls and Row 8, Column 4 for boys.
- 5) Calculate the percentage of participants that have been added in the last five years (Column 4 divided by Column 2 on each line). For example, if girls' varsity soccer (22 participants), junior varsity soccer (18 participants), junior varsity golf (8 participants), and freshman softball (15 participants) have been added in the last five years, then 63 participation opportunities have been added for girls. If the total number of female participants in the program is 96 (taken from Form T-1, Row 1, Column 3), then 65.6% of the current opportunities (63 of 96) have been added in the last five years. Perform similar calculations for male participants.

Note: If the percentage of current participants added in the last five years is 25% or greater, compliance with test two may be possible. If less than 25%, then compliance with test three should be analyzed. **CAUTION:** 25% is not a formal compliance standard.

Principal's Signature:  Date: 4/19/02


2001-2002
ACCOMMODATION OF INTERESTS AND ABILITIES
SUMMARY PROGRAM CHART 3

Participation Opportunities Test Three

For any question answered "YES" identify the respective sport(s).

	GIRLS (Yes / No)		BOYS (Yes / No)
1. Is there an intramural team offered in a sport not now available in the interscholastic athletics program? (YES or NO)	NO		NO
2. For a sport <u>not</u> currently offered, is there sufficient interest to form a viable interscholastic team based on participation on an intramural team or community recreation teams? (YES or NO)	NO		NO
3. For a sport <u>not</u> currently offered, is there sufficient interest to form a viable interscholastic team with the interscholastic survey.	YES (G) Volleyball		NO
4. For a sport currently offered, is there interest to form a viable team for a junior varsity, freshman, or other intramural level that is not currently offered? (YES or NO)	NO		NO
5. If you answered YES to question (1), (2), (3) or (4), are there enough high schools in your geographic area offering the sport (at the appropriate level) to allow for the development of a reasonable schedule of competition. (YES or NO)	YES		NO

Principal's Signature: _____



Date: _____

4-9-02

2001-2002
ACCOMMODATION OF INTERESTS AND ABILITIES
SUMMARY PROGRAM CHART 4

KHSAA
 Form T4
 Rev. 07/01

Levels of Competition Test One

		(Column 1)	(Column 2)
	Team Levels	GIRLS	BOYS
Row 1	Total Number of Athletics Participants in All Levels	96	128
Row 2	Number of Varsity Teams Offered	6	6
Row 3	Number of Participants on all Varsity Teams	61	81
Row 4	Percentage of Total Varsity Participants By Sex	64%	63%
Row 5	Number of Junior Varsity Teams Offered	3	3
Row 6	Number of Participants on all Junior Varsity Teams	35	47
Row 7	Percentage of Total Junior Varsity Participants By Sex	36%	37%
Row 8	Number of Freshman Teams Offered	0	0
Row 9	Numbers of Participants on all Freshman Teams	0	0
Row 10	Percentage of Total Freshman Participants By Sex	0	0

- 1) Copy the number entered on Form T1, Row 1, Column 3 and place on Row 1, column 1 of this form.
- 2) Copy the number entered on Form T1, Row 2, Column 3 and place on Row 1, column 2 of this form.
- 3) List the number of teams at the varsity, junior varsity, and freshman levels for boys and girls (Rows #2,5,8) and place in the proper boxes in columns 1 and 2.
- 4) List the number of teams at the varsity, junior varsity, and freshman levels for boys and girls (Rows #3,6,9) and place in the proper boxes in columns 1 and 2.
- 5) Calculate the percentage of female and male participants at each level. (Rows #4,7,10)
 - Divide Row 3, Column 1 by Row 1, Column 1, and place the percentage in Row 4, Column 1.
 - Divide Row 3, Column 2 by Row 1, Column 2, and place the percentage in Row 4, Column 2.
 - Divide Row 6, Column 1 by Row 1, Column 1, and place the percentage in Row 7, Column 1.
 - Divide Row 6, Column 2 by Row 1, Column 2, and place the percentage in Row 7, Column 2.
 - Divide Row 9, Column 1 by Row 1, Column 1, and place the percentage in Row 10, Column 1.
 - Divide Row 9, Column 2 by Row 1, Column 2, and place the percentage in Row 10, Column 2.

Principal's Signature: _____


Date: 4/9/02

2001-2002 KHSAA TITLE IX ATHLETICS AUDIT

KHSAA
Form T41
Rev. 07/01

Checklist - Overall Interscholastic Athletics Program

Areas of Compliance	ADVANTAGE TO (Respond based on Internal Evaluation by checking the appropriate column.)		
	GIRLS' PROGRAM	BOYS' PROGRAM	NEITHER PROGRAM
Equipment and Supplies			X
Scheduling of Games and Practice Time			X
Travel and Per Diem Allowances			X
Coaching			X
Locker Rooms, Practice and Competitive Facilities			X
Medical and Training Facilities and Services			X
Publicity			X
Support Services			X
Athletic Scholarships			X
Tutoring			X
Housing and Dining Facilities and Services			X
Recruitment of Student Athletes			X

Principal's Signature:  Date: 4/9/02

School Name: Crittenden County

2001-2002

School Year: 2001 - 2002

TITLE IX

Principal's Signature: _____


CORRECTIVE ACTION PLAN

Date: _____

To complete this form, indicate the intended area which needs corrective action, the suggested change and time table for implementation. You may copy this form as needed. Please attach corrective action plans along with audit forms and submit by April 15, 2002.

ITEM FOR CORRECTION	SUGGESTED CHANGE	TIME TABLE FOR CORRECTIVE ACTION
None at this time		

- An explanation (status report) is needed for all areas identified previously as items for correction as well as all areas currently identified as items for correction. This form shall be typed.

Principal's Signature:  Date: 4/9/02

**2001-2002
BUDGETED AND ACTUAL EXPENDITURES - PROGRAM COMPARISON CHART
TO INCLUDE BOOSTER CLUB FUNDING**

	equipment and supplies		travel		awards		coaches' salaries (to include supplemental and extended employment)		facilities improvements		publications (if sport-specific)	
	B	E	B	E	B	E	B	E	B	E	B	E
G basketball	0	11180.91	0	3034.94	0	333.55	14400.00	14400.00	3000.00	3000.00	0	643.25
B basketball	0	8675.94	0	648.90	0	550.00	14480.00	14400.00	3000.00	3000.00	0	642.25
G softball	800.00	1589.16	200.00	576.89	100.00	100.00	3750.00	3750.00	3000.00	3000.00	0	0
B baseball	800.00	1683.00	200.00	843.00	100.00	100.00	3750.00	3750.00	3000.00	3000.00	0	0
G cross country	500.00	500.00	150.00	150.00	50.00	50.00	3500.00	3500.00	3000.00	3000.00	0	0
B cross country	500.00	500.00	150.00	150.00	50.00	50.00	3500.00	3500.00	3000.00	3000.00	0	0
G golf	600.00	600.00	200.00	200.00	200.00	200.00	3750.00	3750.00	0	0	0	0
B golf	600.00	600.00	200.00	200.00	200.00	200.00	3750.00	3750.00	0	0	0	0
G soccer	2500.00	2500.00	200.00	200.00	100.00	100.00	3750.00	3750.00	3000.00	3000.00	0	0
B soccer												
G swimming												
B swimming												

"B" is for budgeted dollar amounts and "E" is for actual dollar expenditures. Expenditures should include items provided by third parties such as Booster Clubs.

Principal's Signature:  Date: 4/19/02


2001-2002

BUDGETED AND ACTUAL EXPENDITURES - PROGRAM COMPARISON CHART 2
TO INCLUDE BOOSTER CLUB FUNDING

Form 1A
 REV. 07/01

Teams	equipment and supplies		travel		awards		coaches' salaries (to include supplemental and extended employment)		facilities improvements		publications (if sport-specific)	
	B	E	B	E	B	E	B	E	B	E	B	E
G track	800.00	1476.00	100.00	387.00	100.00	100.00	3500.00	3500.00	3000.00	3000.00	0	0
B track	800.00	1476.00	100.00	387.00	100.00	100.00	3500.00	3500.00	3000.00	3000.00	0	0
G tennis												
B tennis												
G volleyball												
B wrestling												
G (list sport)												
B (football)	0	16322.48	0	950.00	0	3972.50	14400.00	14400.00	3000.00	3000.00	0	121.90
G (list sport)												
B (list sport)												

"B" is for budgeted dollar amounts and "E" is for actual dollar expenditures. Expenditures should include items provided by third parties such as Booster Clubs.

Principal's Signature:  Date: 4/9/02

Budget and Expenditures

Girl's and boy's Basketball as well as football are self-supporting programs that are not budgeted an allotment of money. Therefore, the questions on form T-35 will reflect only the expenditures for these sports.

Attachment

“A”

2002 Title IX Gender Equity Review Committee

Al Starnes – Co A.D./Head Football Coach/Title IX Coordinator
627 W. Elm St. Marion (270) 965-9833

Melissa Tabor – CCES Assistant Principal/Head Golf Coach
CCES Briarwood Ln. Marion (270) 965-2243

Tommy Day – CCHS Principal
CCHS 519 ½ West Gum Marion (270) 965-2248

Vince Clark – CCMS Principal
CCMS 519 ½ West Gum Marion (270) 965-5221

Denis Hodge – Co A.D./Head Baseball Coach
CCHS 519 ½ West Gum Marion (270) 965-2248

Shannon Hodge – Head Girls Basketball Coach
CCHS 519 ½ West Gum Marion (270) 965-2248

Carol Harkins – Parent Representative
CCES Briarwood Ln. Marion (270) 965-2243

Jimmy Croft – Head Boys Basketball Coach
CCHS 519 ½ West Gum Marion (270) 965-2248

Denise Croft – Cheerleading Coach
CCHS 519 ½ West Gum Marion (270) 965-2248

Carol West – Head Softball Coach
CCMS 519 ½ West Gum Marion (270) 965-5221

Angela Starnes – Head Track and Cross Country Coach
CCES Briarwood Ln. Marion (270) 965-2243

Jenna Haugen – CCHS Student Council President
CCHS 519 ½ West Gum Marion (270) 965-2248

Tina Harris – Board of Education Representative
CC B.O.E. P.O.Box 362 Marion
(w) 988 – 2291 (h) 988 – 3641

- Soccer Coach is vacant at this time. He/she will be asked to join committee when assigned

Attachment “B”

**Title IX
Gender Equity Committee Meeting
Friday 11:00 a.m.
March 8, 2002**

AGENDA

- I. Welcome
- II. Introduction of Committee Members
- III. Set times for future meetings
- IV. Discuss results of Survey
- V. KHSAA form T41 *Self Audit*
- VI. KHSAA form T60 *Corrective Action Plan*, if needed
- VII. Question and Answer Session
- VIII. Adjourn

Title IX Gender Equity Committee Meeting Minutes for Friday March 8, 2002

The meeting was called to order by Al Starnes in the Teachers Lounge of the high school.

Members that were present included: Angela Starnes, Carol Harkins, Denis Hodge, Vince Clark, Denise Croft, Carol West, Jimmy Croft, Tina Harris, Tommy Day, Shannon Hodge, Al Starnes, and Jenna Haugen

Al Starnes gave a report on the purpose of the committee. It is a Gender Equity Review Committee that will meet three times a year to conduct a self-audit of the athletic programs. The committee will also look at the status of action plans set at previous meetings.

Tommy Day presented the results from the 2002 Interscholastic Athletics Student Survey. There are a high percentage of students interested in girl's volleyball. Al Starnes noted the school system is currently looking into the possibility of offering this sport.

New Business

Completion of the 2001-02 KHSAA Title IX Athletic Audit. There are no advantages to report for the 2002 Spring Sports.

Meeting was adjourned.

Kentucky High School Athletic Association

To: Superintendent, Principal, and Athletic Director

From: Louis Stout, Commissioner *Louis Stout*
Brigid L. DeVries, Executive Assistant Commissioner *Brigid L. DeVries*

Date: April 17, 2002

Subject: Review of 2001-2002 Title IX Forms

School: Crittenden County High School

The KHSAA Audit Staff has received your submission of the 2001-2002 KHSAA required Title IX forms.

The information will be reviewed by appropriate Title IX Audit Staff and you will be notified if any additional information is necessary.

Remember your permanent Title IX file at the school must be kept current with information pertaining to your athletics program. Copies of the 2001-2002 KHSAA required documents must be kept as part of this file and are subject to Open Records Requests.

If we could be of further assistance, please do not hesitate to call anytime.

School Name: Ceithenda Co.
 School Year: 2001-02
 Principal's Signature: _____
 Date: 7/23/02

**2001-2002
 TITLE IX
 CORRECTIVE ACTION PLAN**

JUL 29 2002
 KHSAA
 Form 160
 Rev. 07/01

To complete this form, indicate the intended area which needs corrective action, the suggested change and time table for implementation. You may copy this form as needed. Please attach corrective action plans along with audit forms and submit by April 15, 2002.

ITEM FOR CORRECTION	SUGGESTED CHANGE	TIME TABLE FOR CORRECTIVE ACTION
Locker Space for Soccer	Build Locker Space	Construction of a new gym is ongoing which includes equitable locker space for soccer. Construction will be completed around Nov. 2002

- An explanation (status report) is needed for all areas identified previously as items for correction as well as all areas currently identified as items for correction. This form shall be typed.

Principal's Signature: James Davis Date: 7-23-02