

Kentucky High School Athletic Association

To: Superintendent, Principal, and Athletic Director

From: Louis Stout, Commissioner *Louis Stout*
Brigid L. DeVries, Executive Assistant Commissioner *Brigid L. DeVries*


Date: May 9, 2002

Subject: 2001-2002 Annual Report Forms Submission

School: Cumberland High School

Enclosed please find a copy of Form T-65, The 2001-2002 Annual Report Forms Checklist. In addition, you may find an attachment with corrected copies of the forms submitted by your school personnel. Please review this information so the forms can be completed accurately in the future. Also, KHSAA Audit Staff may have requested a re-submission of some of the 2001-2002 Annual Report Forms or need additional information on your athletic programs. Please submit this information by the date requested if this is applicable. Copies and all KHSAA Title IX documents must be kept current and included in your permanent Title IX File at the school. All documents are subject to Open Records Requests.

Should you need any further information, please do not hesitate to call anytime.



Memo

To: KHSAA Member School Superintendents, Principals, and Athletic Directors

From: Louis Stout, Commissioner
Brigid L. Devries, Executive Assistant Commissioner

Date: May 6, 2002

Re: 2002 Title IX Forms Submission

School	Cumberland	Reviewed by	Fran Edwards
--------	------------	-------------	--------------

The following is a status report regarding the required 2001 - 2002 Title IX submission of forms due in to the KHSAA office by April 15, 2002. Appropriate audit personnel have reviewed these forms and the following is a summary of this review.

I. Checklist of Forms properly submitted in a satisfactory manner:

<input checked="" type="checkbox"/>	GE 19 (Annual Verification)	<input checked="" type="checkbox"/>	T-35 (Budget Expenses)
<input checked="" type="checkbox"/>	T-1 (Summary Program Chart 1)	<input checked="" type="checkbox"/>	T-36 (Budget Expenses)
<input checked="" type="checkbox"/>	T-2 (Summary Program Chart 2)	<input checked="" type="checkbox"/>	T-41 (Checklist - Overall Interscholastic Program)
<input checked="" type="checkbox"/>	T-3 (Summary Program Chart 3)	<input checked="" type="checkbox"/>	T-60 (Corrective Action Plan)
<input checked="" type="checkbox"/>	T-4 (Summary Program Chart 4)	<input checked="" type="checkbox"/>	T-63 (Interscholastic Survey Results)

II. Status

A.	<input checked="" type="checkbox"/>	2001 - 2002 Forms are satisfactory and no further information or action is necessary at this time.
B.		Errors have been noted with respect to the following forms and corrected copies are being returned to you for placement in your Title IX file to ensure proper submission in the future.
C.		The following forms were omitted and must be submitted by school representatives.
D.	<input checked="" type="checkbox"/>	Other Recommendation and Comments:
		The report was accurate and well prepared.

Cumberland High School

600 Redskin Drive
Cumberland, Kentucky 40823

Tel. (606) 589-4625



Fax (606) 589-2312

Edward G. Clem, Principal

Bonita Duncan, Assistant Principal
Stephanie Reynolds, Guidance Counselor

Donna Vicini, Secretary
Betty Hubbs, Bookkeeper

MAR 25 2002

March 22, 2002

Commissioner Louis Stout
Ky. High School Athletic Association
2280 Executive Drive
Lexington, Ky. 40505

Mr. Stout:

I am writing to send Cumberland High School's
Title IX Supplemental Submission and to report the
following:

- (1) We have continued to update and improve our girls' softball field.
- (2) Our practice football field is nearly completed.
- (3) The girls' Basketball team used the weight room last fall and will be using it in the spring and summer.
- (4) We are fielding a 7th + 8th grade boys' baseball team this spring.
- (5) We are fielding a 7th + 8th grade girls' volleyball team this spring.

Cumberland High School

600 Redskin Drive
Cumberland, Kentucky 40823

Tel. (606) 589-4625



Fax (606) 589-2312

Edward G. Clem, Principal

Bonita Duncan, Assistant Principal
Stephanie Reynolds, Guidance Counselor



Donna Vicini, Secretary
Betty Hubbs, Bookkeeper

(6) Our boys and girls track team has 7 female participants and 21 male participants, an increase of 27 members from last year's squad.

If we have overlooked anything, please advise us as we are dedicated to providing as many opportunities as possible to our student-athletes.

Sincerely,
John Bond, Ath. Dir.
Cumberland High School

APR 15 2002





KENTUCKY HIGH SCHOOL ATHLETIC ASSOCIATION

TITLE IX

MEMBER SCHOOLS 2001-2002 ANNUAL REPORT FORMS

Submit to KHSAA
By April 15, 2002





APR 15 2002

2001-2002 KENTUCKY HIGH SCHOOL ATHLETIC ASSOCIATION ANNUAL VERIFICATION OF TITLE IX PROCEDURES

(To be submitted by April 15, 2002 along with other required forms)

The Cumberland High School, Cumberland, Kentucky
(Name of High School) (City)

certifies to the Kentucky High School Athletic Association that the following is an accurate and true representation of the facts surrounding compliance with Title 20, U.S.C. Titles 1681-1688, et. Seq. (also known as Title IX)

I certify the following provisions in accordance with records at the school contained in the permanent Title IX file, and to the best of my knowledge have completed the following tasks. (All boxes must be checked)

- ☐ Established a gender equity committee at the high school. (list committee personnel and provide attachment if necessary)

Name	Address	Phone	Title
BONITA DUNCAN	WALLINS, KY.	606-589-4625	ASST. PRINCIPAL
WALTER DICK	Babs Arbor Cumberland	606-589-2384	Teacher
SHELIA DIXON	Hiram, Ky.	606-589-6100	Teacher
JAYE METCALFE	Field St. Cumberland	606-589-4938	Parent-Female Athlete
DEBBIE VICINI	126 Keller St. Cumberland	606-589-4359	Tchr. Parent-male Athlete
MERAN METCALFE	Field St. Cumberland	606-589-4938	Student Athlete
MATT HAYNES	721 Stacey Hill Cumberland	606-589-4027	Student Athlete
JOHN BOND	Benham, Ky.	606-848-2032	Ath. Dir. / Girls Basketball Coach

- ☒ Scheduled a minimum of three meetings during the 2001-2002 school year on the following dates:

OCTOBER 26, 2001

MARCH 1, 2002

MARCH 28, 2002

- ☒ Designated the following person(s) as the Title IX coordinator for the school/district:

Name	Title	Address	Phone
JOHN BOND	Tchr./Ath. Dir.	P.O. Box 72 Benham, Ky. 40807	606-848-2032

- ☒ School personnel are continuing to make periodic reviews of the boys and girls athletics program reflected in the Corrective Action Plan.

- ☒ In addition to the above information, the above referenced school maintains a complete permanent file relative to Title IX records including copies of the self-assessment audit, all corrective action plans, and other related materials.

Edward J. Clemon
Principal's Signature

4-8-2002
Date

Samuel M. Saylor
Superintendent's Signature

David Kennedy
School Board Chairpersons' Signature

(Send original copy to KHSAA - Maintain duplicate in Title IX school folder)

2001-2002
ACCOMMODATION OF INTERESTS AND ABILITIES
SUMMARY PROGRAM CHART 1

KHSAA
Form T1
Rev. 07/01

Participation Opportunities Test One

		(Column 1)	(Column 2)	(Column 3)	(Column 4)
	Program	Enrollment	Percentage of Total Enrollment	Number of Interscholastic Participants (double and triple count)	Percentage of Total Participation
Row 1	GIRLS	149	48.7	118	35.5
Row 2	BOYS	157	51.3	214	64.5
Row 3	Totals	306	100%	332	100%

Instructions:

*Number of 8th grade students & below used in Column 4 calculations if applicable: _____

- 1) Determine the total number of girls enrolled, (place in Row 1, Column 1). Determine the total number of boys enrolled, (place in Row 2, Column 1).
- 2) Add the total number of girls and boys enrolled to determine total enrollment, (place in Row 3, Column 1).
- 3) Calculate the percentage of total enrollment that is female. (Divide Row 1, Column 1 by row 3, Column 1 and place in Row 1, Column 2.) Calculate the percentage of total enrollment that is male. (Divide Row 2, Column 1 by Row 3, Column 1 and place in Row 2, Column 2.) Note: Row 1, Column 2 plus Row 2, Column 2 should total 100%.
- 4) Ask the head coaches to review the most updated eligibility or squad lists for their teams. Ask coaches to confirm the names of those individuals who are on the team as of the first **date of competition**, and cross out the names of those who were cut from the team or quit the team prior to the first competitive event. Determine the total number of interscholastic athletics participants that are girls, (and place in Row 1, Column 3). In order to determine the total number of athletics participants, an individual should be counted each time he or she participates on a team. For example, if Jane Doe competes on the varsity volleyball team, the junior varsity volleyball team, the junior varsity basketball team, and the varsity softball team, she should be counted as four participants (**do not include club or intramural sports participants, cheerleaders, dance teams, or pom squads**). Calculate the same way for boys and girls. * In addition, should 8th grade students and below play on a Freshman, Junior Varsity, or Varsity team, they should also be counted for each team and sport on which they participate. If applicable, please asterisk the above notation as to how many 8th grade students & below are included. Using the same procedure, determine the total number of interscholastic athletic participants that are boys, (and place in Row 2, Column 3). Add Row 1, Column 3 plus Row 2, Column 3 to get total participants and place in Row 3, Column 3.
- 5) Calculate the percentage of female participation. (Row 1, Column 3 divided by Row 3, Column 3 and place in Row 1, Column 4.) Calculate the percentage of male participation. (Row 2, Column 3 divided by Row 3, Column 3 and place in Row 2, Column 4.) Note: Row 1, Column 4 plus Row 2, Column 4 should total 100%.

Note: While being within three percent is not a formal compliance standard; if the percent listed in Row 1, Column 4 is within 3% of Row 1, Column 2, then it provides a good target within which compliance is likely.

Principal's Signature: Edward H. [Signature] Date: 4-12-02

2001-2002
ACCOMMODATION OF INTERESTS AND ABILITIES
SUMMARY PROGRAM CHART 2

KHSAA
Form T2
Rev. 07/01

Participation Opportunities Test Two

			Column 1	Column 2	Column 3	Column 4	Column 5
Program			Number of Teams Currently Offered	Number of Participants	Number of Teams Added in Last Five Years	Number of Participants Added in Last Five Years	Percent of Total Participation By Sex Added in Last 5 Years
GIRLS	Row 1	varsity:	4	59	2	29	24.5
	Row 2	j.v.:	3	59	2	29	24.5
	Row 3	frosh:	0	0	0	0	0
	Row 4	total:	7	118	4	58	49.0
BOYS	Row 5	varsity:	5	107	0	0	0
	Row 6	j.v.:	3	107	0	0	0
	Row 7	frosh:	0	0	0	0	0
	Row 8	total:	8	214	0	0	0

- 1) List the number of interscholastic teams offered for girls and boys at each competitive level (for example, varsity, junior varsity, and freshman levels). Total each of the entries in Column 1 into Row 4, Column 1 and Row 8, Column 1.
- 2) List the number of interscholastic teams that have been added in the last five years at each competitive level. Total each of the entries in Column 3 into Row 4, Column 3 and Row 8, Column 3.
- 3) List the number of participants that are currently on each level of the teams that were added in the last five years. Total each of the entries in Column 2 into Row 4, Column 2 for girls and Row 8, Column 2 for boys. If a team was added previously but no longer exists, there are no current participants to be added for that team.
- 4) List the number of participants added in the last 5 years. Total each of the entries made in Column 4 into Row 4, Column 4 for girls and Row 8, Column 4 for boys.
- 5) Calculate the percentage of participants that have been added in the last five years (Column 4 divided by Column 2 on each line). For example, if girls' varsity soccer (22 participants), junior varsity soccer (18 participants), junior varsity golf (8 participants), and freshman softball (15 participants) have been added in the last five years, then 63 participation opportunities have been added for girls. If the total number of female participants in the program is 96 (taken from Form T-1, Row 1, Column 3), then 65.6% of the current opportunities (63 of 96) have been added in the last five years. Perform similar calculations for male participants.

Note: If the percentage of current participants added in the last five years is 25% or greater, compliance with test two may be possible. If less than 25%, then compliance with test three should be analyzed. **CAUTION:** 25% is not a formal compliance standard.

Principal's Signature: Edward J. Clem Date: 4-12-02

2001-2002
ACCOMMODATION OF INTERESTS AND ABILITIES
SUMMARY PROGRAM CHART 3

Participation Opportunities Test Three

For any question answered "YES" identify the respective sport(s).

	GIRLS (Yes / No)		BOYS (Yes / No)
1. Is there an intramural team offered in a sport not now available in the interscholastic athletics program? (YES or NO)	No		No
2. For a sport <u>not</u> currently offered, is there sufficient interest to form a viable interscholastic team based on participation on an intramural team or community recreation teams? (YES or NO)	No		No
3. For a sport <u>not</u> currently offered, is there sufficient interest to form a viable interscholastic team with the interscholastic survey.	No		No
4. For a sport currently offered, is there interest to form a viable team for a junior varsity, freshman, or other intramural level that is not currently offered? (YES or NO)	No		No
5. If you answered YES to question (1), (2), (3) or (4), are there enough high schools in your geographic area offering the sport (at the appropriate level) to allow for the development of a reasonable schedule of competition. (YES or NO)			

Principal's Signature:

Edward J. Clem

Date:

4-12-02

April, 2002

Dear Sir:

On form T-41 we are indicating advantage to boys' program in the area of practice and competitive facilities due to the fact that our school system contemplates to renovate our girls' softball field to make it comparable to our boys' baseball field.

Sincerely,

John Bond
A.D., Cumberland High Sch.

2001-2002
ACCOMMODATION OF INTERESTS AND ABILITIES
SUMMARY PROGRAM CHART 4

KHSAA
Form T4
Rev. 07/01

Levels of Competition Test One

		(Column 1)	(Column 2)
	Team Levels	GIRLS	BOYS
Row 1	Total Number of Athletics Participants in All Levels	118	214
Row 2	Number of Varsity Teams Offered	4	5
Row 3	Number of Participants on all Varsity Teams	59	107
Row 4	Percentage of Total Varsity Participants By Sex	50	50
Row 5	Number of Junior Varsity Teams Offered	3	3
Row 6	Number of Participants on all Junior Varsity Teams	59	107
Row 7	Percentage of Total Junior Varsity Participants By Sex	50	50
Row 8	Number of Freshman Teams Offered	0	0
Row 9	Numbers of Participants on all Freshman Teams	0	0
Row 10	Percentage of Total Freshman Participants By Sex	0	0

- 1) Copy the number entered on Form T1, Row 1, Column 3 and place on Row 1, column 1 of this form.
- 2) Copy the number entered on Form T1, Row 2, Column 3 and place on Row 1, column 2 of this form.
- 3) List the number of teams at the varsity, junior varsity, and freshman levels for boys and girls (Rows #2,5,8) and place in the proper boxes in columns 1 and 2.
- 4) List the number of teams at the varsity, junior varsity, and freshman levels for boys and girls (Rows #3,6,9) and place in the proper boxes in columns 1 and 2.
- 5) Calculate the percentage of female and male participants at each level. (Rows #4,7,10)
 - Divide Row 3, Column 1 by Row 1, Column 1, and place the percentage in Row 4, Column 1.
 - Divide Row 3, Column 2 by Row 1, Column 2, and place the percentage in Row 4, Column 2.
 - Divide Row 6, Column 1 by Row 1, Column 1, and place the percentage in Row 7, Column 1.
 - Divide Row 6, Column 2 by Row 1, Column 2, and place the percentage in Row 7, Column 2.
 - Divide Row 9, Column 1 by Row 1, Column 1, and place the percentage in Row 10, Column 1.
 - Divide Row 9, Column 2 by Row 1, Column 2, and place the percentage in Row 10, Column 2.

Principal's Signature: Edward J. Allen Date: 4-12-02

4-12-2002

Enclosed is a copy of our salary schedules
for teachers and coaches.

John Bond, A.D.

HARLAN COUNTY BOARD OF EDUCATION
Salary Schedule 2001-02
CERTIFIED

<u>Years Experience</u>	<u>Rank 1 MA + 30</u>	<u>Rank 2 MA</u>	<u>Rank 3 BS</u>	<u>Rank 4 96 - 128</u>	<u>Rank 5 64 - 95</u>
0	32,338.00	28,957.00	25,724.00	21,860.00	20,566.00
1	32,551.00	29,189.00	25,933.00	21,860.00	20,566.00
2	32,765.00	29,416.00	26,160.00	21,860.00	20,566.00
3	32,990.00	30,056.00	26,387.00	21,860.00	20,566.00
4	35,364.00	31,869.00	28,827.00	21,860.00	20,566.00
5	35,584.00	32,,299.00	29,051.00	21,860.00	20,566.00
6	35,799.00	32,518.00	29,275.00	21,860.00	20,566.00
7	36,016.00	32,741.00	30,061.00	21,860.00	20,566.00
8	36,243.00	32,948.00	30,283.00	21,860.00	20,566.00
9	36,457.00	33,171.00	30,507.00	21,860.00	20,566.00
10	39,852.00	36,572.00	33,181.00	21,860.00	20,566.00
11	40,078.00	36,796.00	33,394.00	21,860.00	20,566.00
12	40,297.00	37,005.00	33,615.00	21,860.00	20,566.00
13	40,516.00	37,232.00	33,828.00	21,860.00	20,566.00
14	41,532.00	37,444.00	34,048.00	21,860.00	20,566.00
15	42,210.00	38,882.00	35,792.00	21,860.00	20,566.00
16	42,499.00	39,100.00	36,031.00	21,860.00	20,566.00
17	42,572.00	39,385.00	36,255.00	21,860.00	20,566.00
18	42,865.00	39,541.00	36,466.00	21,860.00	20,566.00
19	43,079.00	39,756.00	36,705.00	21,860.00	20,566.00
20	45,068.00	41,718.00	38,500.00	21,860.00	20,566.00

****Based on 185 Days**

****Credited Work Experience**

**Based on Years of Experience in the
Sport Being Supplemented**

	(0-3)	(4-7)	(8-11)
Head Football (High School)	\$3,600.00	\$4,400.00	\$5,200.00
Asst. Football (High School)	\$1,800.00	\$2,200.00	\$2,600.00
Head Football (7&8)	\$1,200.00	\$1,300.00	\$1,400.00
Asst. Football (7&8)	\$1,000.00	\$1,000.00	\$1,000.00
Head Basketball (High School)	\$3,600.00	\$4,400.00	\$5,200.00
Asst. Basketball (High School)	\$1,800.00	\$2,200.00	\$2,600.00
Head Basketball (7&8)	\$1,200.00	\$1,300.00	\$1,400.00
Asst. Basketball (7&8)	\$1,000.00	\$1,000.00	\$1,000.00
Cheerleader Sponsor (H.S.)	\$700.00	\$800.00	\$900.00
Cheerleader Sponsor (7&8)	\$500.00	\$600.00	\$700.00
Head Track (High School)	\$1,200.00	\$1,400.00	\$1,600.00
Asst. Track (High School)	\$700.00	\$700.00	\$700.00
Cross Country (High School)	\$1,200.00	\$1,400.00	\$1,600.00
Asst. Cross Country (High School)	\$700.00	700	\$700.00
Head Baseball (High School)	\$1,200.00	\$1,400.00	\$1,600.00
Asst. Baseball (High School)	\$500.00	\$500.00	\$500.00
Academic (High School)	\$1,100.00	\$1,100.00	\$1,100.00
Academic (Middle School)	\$800.00	\$800.00	\$800.00
Academic (Elementary School)	\$500.00	\$500.00	\$500.00
Band Director (High School)	\$2,600.00	\$3,200.00	\$3,800.00
Band Director (Middle School)	\$2,000.00	\$2,600.00	\$3,200.00
Head Softball (High School)	\$1,200.00	\$1,400.00	\$1,600.00
Asst. Softball (High School)	\$500.00	\$500.00	\$500.00
Golf	\$500.00	\$500.00	\$500.00

2001-2002

BUDGETED AND ACTUAL EXPENDITURES - PROGRAM COMPARISON CHART
TO INCLUDE BOOSTER CLUB FUNDING

KHSAA
 Form 135
 REV. 07/01

	equipment and supplies		travel		awards		coaches' salaries (to include supplemental and extended employment)		facilities improvements		publications (if sport-specific)	
	B	E	B	E	B	E	B	E	B	E	B	E
G basketball	6179.95	6179.95					9000.00	9000.00	*15000.00	*15000.00		
B basketball	4972.96	4972.96					9000.00	9000.00				
G softball	5332.00	5332.00					2300.00	2300.00				
B baseball	5889.00	5889.00					2300.00	2300.00				
G cross country												
B cross country												
G golf												
B golf	1000.00	1000.00					500.00	500.00				
G soccer												
B soccer												
G swimming												
B swimming												

* New lighting installed in the gymnasium.

"B" is for budgeted dollar amounts and "E" is for actual dollar expenditures. Expenditures should include items provided by third parties such as Booster Clubs.

Principal's Signature: Edward J. Lee Date: 4-12-02

2001-2002
BUDGETED AND ACTUAL EXPENDITURES - PROGRAM COMPARISON CHART 2
TO INCLUDE BOOSTER CLUB FUNDING

KHSAA
 Form 136
 REV. 07/01

Teams	equipment and supplies		travel		awards		coaches' salaries (to include supplemental and extended employment)		facilities improvements		publications (if sport-specific)	
	B	E	B	E	B	E	B	E	B	E	B	E
G track		500.00	500.00				900	900				
B track	500.00	500.00					900	900				
G tennis												
B tennis												
G volleyball	5379.00	5379.00					1800	1800				
B wrestling												
G (list sport)												
B (football)	18863.87	18863.87					18000	18000				
G (list sport)												
B (list sport)												

"B" is for budgeted dollar amounts and "E" is for actual dollar expenditures. Expenditures should include items provided by third parties such as Booster Clubs.

Principal's Signature:

Edward H. Lane

Date:

4-12-02

2001-2002 KHSAA TITLE IX ATHLETICS AUDIT

KHSAA
Form T41
Rev. 07/01

Checklist - Overall Interscholastic Athletics Program

Areas of Compliance	ADVANTAGE TO (Respond based on Internal Evaluation by checking the appropriate column.)		
	GIRLS' PROGRAM	BOYS' PROGRAM	NEITHER PROGRAM
Equipment and Supplies			✓
Scheduling of Games and Practice Time			✓
Travel and Per Diem Allowances			✓
Coaching			✓
Locker Rooms, Practice and Competitive Facilities		See attached note.	
Medical and Training Facilities and Services			✓
Publicity			✓
Support Services			✓
Athletic Scholarships	NA	NA	
Tutoring	NA	NA	
Housing and Dining Facilities and Services	NA	NA	
Recruitment of Student Athletes	NA	NA	

Principal's Signature:

Edward H. Ch...

Date:

4-12-02

2001-2002 INTERSCHOLASTIC ATHLETICS SURVEY

Summary Of Student Responses

School Name: Cumberland H.S.

School Enrollment: 306

Date: 4-12-2002

Completed By: John Bond, A.D.

Instructions:

1. Summarize the Student Athletics Interest Surveys Form T-61 by listing the total number of responses on the line next to each sport.
2. Under the Other Category please provide a listing of the sports as well as the number of students who are interested in participating.
3. Please sign and date the Summary Form (T-63) and mail the Summary Form only to the KHSAA by April 15, 2002. Do not mail the student surveys (Form T-61). However, these Forms should be maintained in your files in the event they are requested subsequently.

306 Number of Surveys

263 Total Returned

9-12 Grades Surveyed

How Was The Survey Administered? DURING school day in homeroom classes.

Fall Sports (List Total Number of Participation Responses)

1 Cross Country (Girls)
5 Cross Country (Boys)
4 Field Hockey (Girls)
73 Football (Boys)
5 Golf (Girls)
8 Golf (Boys)
13 Soccer (Girls)
13 Soccer (Boys)
41 Volleyball (Girls)
7 Volleyball (Boys)

Winter Sport (List Total Number of Participation Responses)

26 Basketball (Girls)
61 Basketball (Boys)
25 Gymnastics (Girls)
3 Indoor Track (Girls)
3 Indoor Track (Boys)
23 Swimming & Diving (Girls)
7 Swimming & Diving (Boys)
17 Wrestling (Boys)

Spring Sport (List Total Number of Participation Responses)

<u>45</u>	Baseball (Boys)
<u>18</u>	Fast Pitch Softball (Girls)
<u>16</u>	Slow Pitch Softball (Girls)
<u>20</u>	Tennis (Girls)
<u>16</u>	Tennis (Boys)
<u>9</u>	Track (Girls)
<u>21</u>	Track (Boys)

Other Sports (From Student Survey T-61 Question 10)

Name of Sport	Number of Students Interested In Participating
---------------	--

<u>Boxing</u>	<u>5</u>
<u>B+G Soccer</u>	<u>8</u>
<u>Swim + Diving</u>	<u>6</u>
<u>Wrestling</u>	<u>2</u>
<u>Gymnastics</u>	<u>2</u>
<u>Rollerblading</u>	<u>1</u>
<u>SKATING</u>	<u>1</u>
<u>Lacrosse</u>	<u>3</u>
<u>Tennis</u>	<u>4</u>

Number of Students who participate in Intramural Sports.
(From Student Survey T-61 Question 5)

<u>Sport</u>	<u>Number</u>
<u>Basketball</u>	<u>16</u>
<u>Baseball</u>	<u>9</u>
<u>Football</u>	<u>15</u>
<u>Golf</u>	<u>1</u>
<u>Volleyball</u>	<u>3</u>
<u>Track</u>	<u>1</u>
<u>Softball</u>	<u>5</u>

List Intramural Sports students are interested in adding:
(From Student Survey T-61 Question 6)

<u>Sport</u>	<u>Number</u>
<u>Tennis</u>	<u>8</u>
<u>Soccer</u>	<u>8</u>
<u>Swim + Diving</u>	<u>10</u>
<u>Rugby</u>	<u>1</u>
<u>Hockey</u>	<u>6</u>
<u>Wrestling</u>	<u>7</u>
<u>Boxing</u>	<u>1</u>
<u>Gymnastics</u>	<u>3</u>
<u>Lacrosse</u>	<u>2</u>
<u>Flag Football</u>	<u>4</u>
<u>Girls' Baseball</u>	<u>4</u>
<u>Karate</u>	<u>1</u>

Participation in Non-School Sports Activities
(From Student Survey T-61 Question 7)

<u>Sport</u>	<u>Number</u>
<u>BASKETBALL</u>	<u>12</u>
<u>TENNIS</u>	<u>3</u>
<u>BASEBALL</u>	<u>5</u>
<u>GOLF</u>	<u>2</u>
<u>HOCKEY</u>	<u>1</u>
<u>(G) BASEBALL</u>	<u>2</u>
<u>SOCCER</u>	<u>2</u>

Reasons for not participating in interscholastic athletics.
(From Survey Question 8)

<u>Response</u>	<u>Number</u>
<u>7</u> I prefer other activities such as band, chorus, etc.	
<u>33</u> I don't have time	
<u>10</u> The practice schedules and game times are inconvenient	
<u>11</u> The sport I like isn't offered	
<u>2</u> It's too expensive	
<u>5</u> I prefer to participate in club or intramural sports	
<u>5</u> Working	
<u> </u> Other	

Student Suggestions to encourage participation

OFFER MORE SPORTS.

SCHEDULE PRACTICES TO ACCOMMODATE STUDENTS WHO WORK.

Edward J. Chen
Principal's Signature

4-12-02
Date

School Name: Cumberland High
 School Year: 2001-2002
 Principal's Signature: Edward H. Hines
 Date: 7-12-02

2001-2002
TITLE IX
CORRECTIVE ACTION PLAN

To complete this form, indicate the intended area which needs corrective action, the suggested and time table for implementation. You may copy this form as needed. Please attach corrective action plans along with audit forms and submit by April 15, 2002.

ITEM FOR CORRECTION	SUGGESTED CHANGE	TIME TABLE FOR CORRECTIVE ACTION
1. Cumberland High School offered volleyball and golf as fall sports for girls in 2001-2002.	1. Cumberland High School had a volleyball team in the fall and spring of 2001-2002.	1. Volleyball is in place at Cumberland High School.
2. Cumberland High School's Softball field has dugouts, restrooms, and a concession stand.	2. Renovation on the softball field has been completed.	2. Dugouts, restrooms, a concession stand and bleachers are in place on softball field.
3. Cumberland High School's weight room is accessible to all of students and athletes.	3. Weight room is available to entire student body from 3:00 to 8:00 throughout the school year.	3. Weight room is available to see Students.

- An explanation (status report) is needed for all areas identified previously as items for correction as well as all areas currently identified as items for correction. This form shall be typed.

Principal's Signature: Edward H. Hines Date: 7-12-02