

# Kentucky High School Athletic Association


To: Superintendent, Principal, and Athletic Director

From: Louis Stout, Commissioner  
Brigid L. DeVries, Executive Assistant Commissioner

Date: May 9, 2002


Subject: 2001-2002 Annual Report Forms Submission

School: Doss High School



Enclosed please find a copy of Form T-65, The 2001-2002 Annual Report Forms Checklist. In addition, you may find an attachment with corrected copies of the forms submitted by your school personnel. Please review this information so the forms can be completed accurately in the future. Also, KHSAA Audit Staff may have requested a re-submission of some of the 2001-2002 Annual Report Forms or need additional information on your athletic programs. Please submit this information by the date requested if this is applicable. Copies and all KHSAA Title IX documents must be kept current and included in your permanent Title IX File at the school. All documents are subject to Open Records Requests.

Should you need any further information, please do not hesitate to call anytime.



Memo

To: KHSAA Member School Superintendents, Principals, and Athletic Directors

From: Louis Stout, Commissioner  
Brigid L. Devries, Executive Assistant Commissioner

Date: May 7, 2002

Re: 2002 Title IX Forms Submission

School	Doss	Reviewed by	Phyllis Catlett
--------	------	-------------	-----------------

The following is a status report regarding the required 2001 - 2002 Title IX submission of forms due in to the KHSAA office by April 15, 2002. Appropriate audit personnel have reviewed these forms and the following is a summary of this review.

I. Checklist of Forms properly submitted in a satisfactory manner:

<input checked="" type="checkbox"/>	GE 19 (Annual Verification)	<input checked="" type="checkbox"/>	T-35 (Budget Expenses)
<input checked="" type="checkbox"/>	T-1 (Summary Program Chart 1)	<input checked="" type="checkbox"/>	T-36 (Budget Expenses)
<input checked="" type="checkbox"/>	T-2 (Summary Program Chart 2)	<input checked="" type="checkbox"/>	T-41 (Checklist – Overall Interscholastic Program)
<input checked="" type="checkbox"/>	T-3 (Summary Program Chart 3)	<input checked="" type="checkbox"/>	T-60 (Corrective Action Plan)
<input checked="" type="checkbox"/>	T-4 (Summary Program Chart 4)	<input checked="" type="checkbox"/>	T-63 (Interscholastic Survey Results)

II. Status

A.		2001 – 2002 Forms are satisfactory and no further information or action is necessary at this time.
B.	<input checked="" type="checkbox"/>	Errors have been noted with respect to the following forms and corrected copies are being returned to you for placement in your Title IX file to ensure proper submission in the future. Form T-1
C.		The following forms were omitted and must be submitted by school representatives.
D.	<input checked="" type="checkbox"/>	Other Recommendation and Comments: <u>In reviewing your 2000-2001 Corrective Action Plan, new dugouts and the public address system were listed as items for correction. The 2001-2002 plan does not list these items as completed. Please advise on the progress by May 15, 2002. Have a good summer.</u>

4

2001-2002  
ACCOMMODATION OF INTERESTS AND ABILITIES  
SUMMARY PROGRAM CHART 1

Participation Opportunities Test One

		(Column 1)	(Column 2)	(Column 3)	(Column 4)
	Program	Enrollment	Percentage of Total Enrollment	Number of Interscholastic Participants (double and triple count)	Percentage of Total Participation
Row 1	GIRLS	448	49%	182 (126)	45% — 39%
Row 2	BOYS	466	51%	221 (143)	55% — 61%
Row 3	Totals	914	100%	403 (319)	100%

\*Number of 8<sup>th</sup> grade students & below used in Column 4 calculations if applicable: \_\_\_\_\_

- Instructions:
- Determine the total number of girls enrolled, (place in Row 1, Column 1). Determine the total number of boys enrolled, (place in Row 2, Column 1).
  - Add the total number of girls and boys enrolled to determine total enrollment, (place in Row 3, Column 1).
  - Calculate the percentage of total enrollment that is female. (Divide Row 1, Column 1 by row 3, Column 1 and place in Row 1, Column 2.) Calculate the percentage of total enrollment that is male. (Divide Row 2, Column 1 by Row 3, Column 1 and place in Row 2, Column 2.) Note: Row 1, Column 2 plus Row 2, Column 2 should total 100%.
  - Ask the head coaches to review the most updated eligibility or squad lists for their teams. Ask coaches to confirm the names of those individuals who are on the team as of the first **date of competition**, and cross out the names of those who were cut from the team or quit the team prior to the first competitive event. Determine the total number of interscholastic athletics participants that are girls, (and place in Row 1, Column 3). In order to determine the total number of athletics participants, an individual should be counted each time he or she participates on a team. For example, if Jane Doe competes on the varsity volleyball team, the junior varsity volleyball team, the junior varsity basketball team, and the varsity softball team, she should be counted as four participants (**do not include club or intramural sports participants, cheerleaders, dance teams, or pom squads**). Calculate the same way for boys and girls. \* In addition, should 8<sup>th</sup> grade students and below play on a Freshman, Junior Varsity, or Varsity team, they should also be counted for each team and sport on which they participate. If applicable, please asterisk the above notation as to how many 8<sup>th</sup> grade students & below are included. Using the same procedure, determine the total number of interscholastic athletic participants that are boys, (and place in Row 2, Column 3). Add Row 1, Column 3 plus Row 2, Column 3 to get total participants and place in Row 3, Column 3.
  - Calculate the percentage of female participation. (Row 1, Column 3 divided by Row 3, Column 3 and place in Row 1, Column 4.) Calculate the percentage of male participation. (Row 2, Column 3 divided by Row 3, Column 3 and place in Row 2, Column 4.) Note: Row 1, Column 4 plus Row 2, Column 4 should total 100%.

Note: While being within three percent is not a formal compliance standard; if the percent listed in Row 1, Column 4 is within 3% of Row 1, Column 2, then it provides a good target within which compliance is likely.

Principal's Signature: Alexander Date: 4/10/02

**Doss High School Magnet Career Academy**

7601 St. Andrews Church Road  
Louisville, Kentucky 40214  
(502) 485-8239  
Fax: (502) 485-8080





To: KHSAA  
From: Mark A. Henry  
Date: 5/15/2002  
Re: TitleIX

Doss' 2000-2001 Corrective Action Plan listed new dugouts and a public address system as item for correction. I am pleased to announce that the dugouts have been completed. The PA system has not been purchased yet. In the interim the softball team has used a portable unit from the school. The permanent system has been priced and will be purchased and installed over the summer.

Pass

①

APR 12 2002





# KENTUCKY HIGH SCHOOL ATHLETIC ASSOCIATION

## TITLE IX

### MEMBER SCHOOLS 2001-2002 ANNUAL REPORT FORMS

Submit to KHSAA  
By April 15, 2002





**2001-2002 KENTUCKY HIGH SCHOOL ATHLETIC ASSOCIATION  
ANNUAL VERIFICATION OF TITLE IX PROCEDURES**  
(To be submitted by April 15, 2002 along with other required forms)

The Doss High School, Louisville, Kentucky  
(Name of High School) (City)

certifies to the Kentucky High School Athletic Association that the following is an accurate and true representation of the facts surrounding compliance with Title 20, U.S.C. Titles 1681-1688, et. Seq. (also known as Title IX)

**I certify the following provisions in accordance with records at the school contained in the permanent Title IX file, and to the best of my knowledge have completed the following tasks. (All boxes must be checked)**

- Established a gender equity committee at the high school. (list committee personnel and provide attachment if necessary)

Name	Address	Phone	Title
Erin Lucas	7601 St. Andrews Church	485-8239	ECE Teacher
Mark Henry	7601 St. Andrews Church	485-8239	A.D.
Jeff Marshall	7601 St. Andrews Church	485-8239	Volleyball Coach
Jamie Byrne	7601 St. Andrews Church	485-8239	Softball Coach
Sarah McMichael	7601 St. Andrews Church	485-8239	Student
Angie Fox	7601 St. Andrews Church	485-8239	Foreign Language Teacher

- Scheduled a minimum of three meetings during the 2001-2002 school year on the following dates:

November 6<sup>th</sup>, 2001                      May 7<sup>th</sup> 2002  
January 22<sup>nd</sup>, 2002  
March 19<sup>th</sup>, 2002

- Designated the following person(s) as the Title IX coordinator for the school/district:

Mark Henry                      A.D.                      7601 St. Andrew Church                      485-8754  
Name                                      Title                                      Address                                      Phone

- School personnel are continuing to make periodic reviews of the boys and girls athletics program reflected in the Corrective Action Plan.

- In addition to the above information, the above referenced school maintains a complete permanent file relative to Title IX records including copies of the self-assessment audit, all corrective action plans, and other related materials.

Glenn Boeto  
Principal's Signature

3/11                      2002  
Date

Alyson Overhiser  
Superintendent Signature

Carol Ann Haddock  
School Board Chairpersons' Signature

(Send original copy to KHSAA - Maintain duplicate in Title IX school folder)

2001-2002  
ACCOMMODATION OF INTERESTS AND ABILITIES  
SUMMARY PROGRAM CHART 1

**Participation Opportunities Test One**

		(Column 1)	(Column 2)	(Column 3)	(Column 4)
	Program	Enrollment	Percentage of Total Enrollment	Number of Interscholastic Participants (double and triple count)	Percentage of Total Participation
Row 1	GIRLS	448	49%	182	45%
Row 2	BOYS	466	51%	221	55%
Row 3	Totals	914	100%	403	100%

Instructions:

\*Number of 8<sup>th</sup> grade students & below used in Column 4 calculations if applicable: \_\_\_\_\_

- Determine the total number of girls enrolled, (place in Row 1, Column 1). Determine the total number of boys enrolled, (place in Row 2, Column 1).
- Add the total number of girls and boys enrolled to determine total enrollment, (place in Row 3, Column 1).
- Calculate the percentage of total enrollment that is female. (Divide Row 1, Column 1 by row 3, Column 1 and place in Row 1, Column 2.) Calculate the percentage of total enrollment that is male. (Divide Row 2, Column 1 by Row 3, Column 1 and place in Row 2, Column 2.) Note: Row 1, Column 2 plus Row 2, Column 2 should total 100%.
- Ask the head coaches to review the most updated eligibility or squad lists for their teams. Ask coaches to confirm the names of those individuals who are on the team as of the first **date of competition**, and cross out the names of those who were cut from the team or quit the team prior to the first competitive event. Determine the total number of interscholastic athletics participants that are girls, (and place in Row 1, Column 3). In order to determine the total number of athletics participants, an individual should be counted each time he or she participates on a team. For example, if Jane Doe competes on the varsity volleyball team, the junior varsity volleyball team, the junior varsity basketball team, and the varsity softball team, she should be counted as four participants (**do not include club or intramural sports participants, cheerleaders, dance teams, or pom squads**). Calculate the same way for boys and girls. \* In addition, should 8<sup>th</sup> grade students and below play on a Freshman, Junior Varsity, or Varsity team, they should also be counted for each team and sport on which they participate. If applicable, please asterisk the above notation as to how many 8<sup>th</sup> grade students & below are included. Using the same procedure, determine the total number of interscholastic athletic participants that are boys, (and place in Row 2, Column 3). Add Row 1, Column 3 plus Row 2, Column 3 to get total participants and place in Row 3, Column 3.
- Calculate the percentage of female participation. (Row 1, Column 3 divided by Row 3, Column 3 and place in Row 1, Column 4.) Calculate the percentage of male participation. (Row 2, Column 3 divided by Row 3, Column 3 and place in Row 2, Column 4.) Note: Row 1, Column 4 plus Row 2, Column 4 should total 100%.

Note: While being within three percent is not a formal compliance standard; if the percent listed in Row 1, Column 4 is within 3% of Row 1, Column 2, then it provides a good target within which compliance is likely.

Principal's Signature: Glen Berto Date: 4/10/02

2001-2002  
**ACCOMMODATION OF INTERESTS AND ABILITIES**  
**SUMMARY PROGRAM CHART 2**

Participation Opportunities Test Two

			Column 1	Column 2	Column 3	Column 4	Column 5
Program			Number of Teams Currently Offered	Number of Participants	Number of Teams Added in Last Five Years	Number of Participants Added in Last Five Years	Percent of Total Participation By Sex Added in Last 5 Years
GIRLS	Row 1	varsity:	10	107	3	34	33%
	Row 2	j.v.:	3	14	0	0	0
	Row 3	frosh:	1	5	1	5	100%
	Row 4	total:	14	126	4	39	31%
BOYS	Row 5	varsity:	8	123	0	0	0
	Row 6	j.v.:	3	44	0	0	0
	Row 7	frosh:	3	26	0	0	0
	Row 8	total:	15	193	0	0	0

- 1) List the number of interscholastic teams offered for girls and boys at each competitive level (for example, varsity, junior varsity, and freshman levels). Total each of the entries in Column 1 into Row 4, Column 1 and Row 8, Column 1.
- 2) List the number of interscholastic teams that have been added in the last five years at each competitive level. Total each of the entries in Column 3 into Row 4, Column 3 and Row 8, Column 3.
- 3) List the number of participants that are currently on each level of the teams that were added in the last five years. Total each of the entries in Column 2 into Row 4, Column 2 for girls and Row 8, Column 2 for boys. If a team was added previously but no longer exists, there are no current participants to be added for that team.
- 4) List the number of participants added in the last 5 years. Total each of the entries made in Column 4 into Row 4, Column 4 for girls and Row 8, Column 4 for boys.
- 5) Calculate the percentage of participants that have been added in the last five years (Column 4 divided by Column 2 on each line). For example, if girls' varsity soccer (22 participants), junior varsity soccer (18 participants), junior varsity golf (8 participants), and freshman softball (15 participants) have been added in the last five years, then 63 participation opportunities have been added for girls. If the total number of female participants in the program is 96 (taken from Form T-1, Row 1, Column 3), then 65.6% of the current opportunities (63 of 96) have been added in the last five years. Perform similar calculations for male participants.

Note: If the percentage of current participants added in the last five years is 25% or greater, compliance with test two may be possible. If less than 25%, then compliance with test three should be analyzed. **CAUTION:** 25% is not a formal compliance standard.

Principal's Signature: Glen Bruto Date: 4/10/02



6

**2001-2002**  
**ACCOMMODATION OF INTERESTS AND ABILITIES**  
**SUMMARY PROGRAM CHART 3**

**Participation Opportunities Test Three**

For any question answered "YES" identify the respective sport(s).

	GIRLS (Yes / No)		BOYS (Yes / No)
1. Is there an intramural team offered in a sport not now available in the interscholastic athletics program? (YES or NO)	No		No
2. For a sport <u>not</u> currently offered, is there sufficient interest to form a viable interscholastic team based on participation on an intramural team or community recreation teams? (YES or NO)	No		No
3. For a sport <u>not</u> currently offered, is there sufficient interest to form a viable interscholastic team with the interscholastic survey.	No		No
4. For a sport currently offered, is there interest to form a viable team for a junior varsity, freshman, or other intramural level that is not currently offered? (YES or NO)	No		No
5. If you answered YES to question (1), (2), (3) or (4), are there enough high schools in your geographic area offering the sport (at the appropriate level) to allow for the development of a reasonable schedule of competition. (YES or NO)	No		No

Principal's Signature: Glenn Beate

Date: 4/11/02

7

2001-2002  
ACCOMMODATION OF INTERESTS AND ABILITIES  
SUMMARY PROGRAM CHART 4

Levels of Competition Test One

		(Column 1)	(Column 2)
	Team Levels	GIRLS	BOYS
Row 1	Total Number of Athletics Participants in All Levels	126	193
Row 2	Number of Varsity Teams Offered	10	8
Row 3	Number of Participants on all Varsity Teams	107	123
Row 4	Percentage of Total Varsity Participants By Sex	47%	53%
Row 5	Number of Junior Varsity Teams Offered	3	3
Row 6	Number of Participants on all Junior Varsity Teams	14	44
Row 7	Percentage of Total Junior Varsity Participants By Sex	24%	76%
Row 8	Number of Freshman Teams Offered	1	3
Row 9	Numbers of Participants on all Freshman Teams	5	26
Row 10	Percentage of Total Freshman Participants By Sex	16%	84%

- 1) Copy the number entered on Form T1, Row 1, Column 3 and place on Row 1, column 1 of this form.
- 2) Copy the number entered on Form T1, Row 2, Column 3 and place on Row 1, column 2 of this form.
- 3) List the number of teams at the varsity, junior varsity, and freshman levels for boys and girls (Rows #2,5,8) and place in the proper boxes in columns 1 and 2.
- 4) List the number of teams at the varsity, junior varsity, and freshman levels for boys and girls (Rows #3,6,9) and place in the proper boxes in columns 1 and 2.
- 5) Calculate the percentage of female and male participants at each level. (Rows #4,7,10)
  - Divide Row 3, Column 1 by Row 1, Column 1, and place the percentage in Row 4, Column 1.
  - Divide Row 3, Column 2 by Row 1, Column 2, and place the percentage in Row 4, Column 2.
  - Divide Row 6, Column 1 by Row 1, Column 1, and place the percentage in Row 7, Column 1.
  - Divide Row 6, Column 2 by Row 1, Column 2, and place the percentage in Row 7, Column 2.
  - Divide Row 9, Column 1 by Row 1, Column 1, and place the percentage in Row 10, Column 1.
  - Divide Row 9, Column 2 by Row 1, Column 2, and place the percentage in Row 10, Column 2.

Principal's Signature: Glenn Baete Date: 4/11/02

8

**2001-2002  
BUDGETED AND ACTUAL EXPENDITURES - PROGRAM COMPARISON CHART  
TO INCLUDE BOOSTER CLUB FUNDING**

	equipment and supplies		travel		awards		coaches' salaries (to include supplemental and extended employment)		facilities improvements		publications (if sport-specific)	
	B	E	B	E	B	E	B	E	B	E	B	E
G basketball	450	500	700	700	100	90	3054	3054	150	155	0	0
B basketball	450	490	700	700	100	20	4963	4963	150	100	0	0
G softball	800	750	700	700	100	90	2532	2532	500	750	0	0
B baseball	600	500	700	700	100	110	2119	2119	0	500	0	0
G cross country	250	100	0	0	0	0	764	764	0	0	0	0
B cross country	250	100	0	0	0	0	764	764	0	0	0	0
G golf	350	300	0	0	0	0	1413	1413	0	0	0	0
B golf	350	150	0	0	0	0	1222	1222	0	0	0	0
G soccer	350	260	500	500	100	75	1527	1527	200	200	0	0
B soccer	350	260	500	500	100	80	1527	1527	200	200	0	0
G swimming	0	0	0	0	0	0	0	0	0	0	0	0
B swimming	0	0	0	0	0	0	0	0	0	0	0	0

"B" is for budgeted dollar amounts and "E" is for actual dollar expenditures. Expenditures should include items provided by third parties such as Booster Clubs.

Principal's Signature: *Glen Sprock* Date: 4/11/02

9

2001-2002  
**BUDGETED AND ACTUAL EXPENDITURES - PROGRAM COMPARISON CHART 2**  
**TO INCLUDE BOOSTER CLUB FUNDING**

Teams	equipment and supplies		travel		awards		coaches' salaries (to include supplemental and extended employment)		facilities improvements		publications (if sport-specific)	
	B	E	B	E	B	E	B	E	B	E	B	E
G track	100	100	200	200	50	50	2692	2692	0	0	0	0
B track	100	100	200	200	50	50	1832	1832	0	0	0	0
G tennis	150	150	150	150	0	0	1769	1769	0	0	0	0
B tennis	150	150	150	150	0	0	885	885	0	0	0	0
G volleyball	300	178	500	500	100	100	2405	2405	100	100	0	0
B wrestling	200	123	700	700	100	100	1832	1832	100	100	0	0
G (list sport)	0	0	0	0	0	0	0	0	0	0	0	0
B (football)	1400	1310	540	540	150	150	3054	3054	0	0	0	0
G (list sport)	0	0	0	0	0	0	0	0	0	0	0	0
B (list sport)	0	0	0	0	0	0	0	0	0	0	0	0

"B" is for budgeted dollar amounts and "E" is for actual dollar expenditures. Expenditures should include items provided by third parties such as Booster Clubs.

Principal's Signature: *[Signature]* Date: 4/11/02



### 2001-2002 KHSAA TITLE IX ATHLETICS AUDIT

#### Checklist - Overall Interscholastic Athletics Program

Areas of Compliance	ADVANTAGE TO (Respond based on Internal Evaluation by checking the appropriate column.)		
	GIRLS' PROGRAM	BOYS' PROGRAM	NEITHER PROGRAM
Equipment and Supplies			X
Scheduling of Games and Practice Time			X
Travel and Per Diem Allowances			X
Coaching			X
Locker Rooms, Practice and Competitive Facilities		X	
Medical and Training Facilities and Services			X
Publicity			X
Support Services			X
Athletic Scholarships			X
Tutoring			X
Housing and Dining Facilities and Services			X
Recruitment of Student Athletes			N/A

Principal's Signature: Glenn Beato

Date: 4/11/02



2001-2002  
TITLE IX

CORRECTIVE ACTION PLAN

School Name: Doss, Ws.  
School Year: 2001-2002  
Principal's Signature: \_\_\_\_\_  
Date: 4/3/02

To complete this form, indicate the intended area which needs corrective action, the suggested change and time table for implementation. You may copy this form as needed. Please attach corrective action plans along with audit forms and submit by April 15, 2002.

ITEM FOR CORRECTION	SUGGESTED CHANGE	TIME TABLE FOR CORRECTIVE ACTION
Softball Facility Improvements	Continued improvement to Match Baseball	On going
Soccer Practice Field	Build 7 practice facility	3/02
Track Locker Room and Cashier Office	Convert P.E. Storage	3/02

• An explanation (status report) is needed for all areas identified previously as items for correction as well as all areas currently identified as items for correction. This form shall be typed.

Principal's Signature: Clem Bate

Date: 4/11/02

**2001-2002 INTERSCHOLASTIC ATHLETICS SURVEY**  
Summary Of Student Responses

School Name: Doss HS.  
School Enrollment: 914  
Date: 3/26  
Completed By: Mark Henry

**Instructions:**

1. Summarize the Student Athletics Interest Surveys Form T-61 by listing the total number of responses on the line next to each sport.
2. Under the Other Category please provide a listing of the sports as well as the number of students who are interested in participating.
3. Please sign and date the Summary Form (T-63) and mail the Summary Form only to the KHSAA by April 15, 2002. Do not mail the student surveys (Form T-61). However, these Forms should be maintained in your files in the event they are requested subsequently.

900 Number of Surveys  
836 Total Returned *09/20*  
9-12 Grades Surveyed

How Was The Survey Administered? Home rooms

**Fall Sports (List Total Number of Participation Responses)**

5 Cross Country (Girls)  
3 Cross Country (Boys)  
0 Field Hockey (Girls)  
46 Football (Boys)  
7 Golf (Girls)  
4 Golf (Boys)  
12 Soccer (Girls)  
18 Soccer (Boys)  
20 Volleyball (Girls)  
0 Volleyball (Boys)

**Winter Sport (List Total Number of Participation Responses)**

12 Basketball (Girls)  
24 Basketball (Boys)  
0 Gymnastics (Girls)  
0 Indoor Track (Girls)  
0 Indoor Track (Boys)  
0 Swimming & Diving (Girls)  
0 Swimming & Diving (Boys)  
27 Wrestling (Boys)

Spring Sport (List Total Number of Participation Responses)

<u>34</u>	Baseball (Boys)
<u>36</u>	Fast Pitch Softball (Girls)
<u>0</u>	Slow Pitch Softball (Girls)
<u>7</u>	Tennis (Girls)
<u>4</u>	Tennis (Boys)
<u>13</u>	Track (Girls)
<u>7</u>	Track (Boys)

Other Sports (From Student Survey T-61 Question 10)

Name of Sport	Number of Students Interested In Participating
<u>Field Hockey</u>	<u>2</u>
<u>Bowling</u>	<u>16</u>
<u>Ice Hockey</u>	<u>8</u>
<u>Boys Volleyball</u>	<u>5</u>
_____	_____
_____	_____
_____	_____
_____	_____

Number of Students who participate in Intramural Sports.  
(From Student Survey T-61 Question 5)

<u>Sport</u>	<u>Number</u>
<u>Basketball</u>	<u>10</u>
<u>Boys Volleyball</u>	<u>5</u>
_____	_____
_____	_____
_____	_____

List Intramural Sports students are interested in adding:  
(From Student Survey T-61 Question 6)

<u>Sport</u>	<u>Number</u>
<u>Bowling</u>	<u>12</u>
<u>Boys Volleyball</u>	<u>5</u>
_____	_____
_____	_____
_____	_____



Participation in Non-School Sports Activities  
(From Student Survey T-61 Question 7)

Sport	Number
Basketball	36
State Sports	8
Bowling	27

Reasons for not participating in interscholastic athletics.  
(From Survey Question 8)

Response	Number
I prefer other activities such as band, chorus, etc.	31
I don't have time	106
The practice schedules and game times are inconvenient	20
The sport I like isn't offered	8
It's too expensive	12
I prefer to participate in club or intramural sports	6
Working	241
Other	3
Don't want to	

Student Suggestions to encourage participation

Better Announcement of try-out times  
 Pay Players

---



---



---



---



---



---



---

*Alan Baile*  
 Principal's Signature

4/11/02  
 Date

2001-2002 INTERSCHOLASTIC ATHLETICS STUDENT SURVEY

KHSAA  
Form T61  
Rev. 07/01



1. Is the School District offering the interscholastic sport(s) you want to play?  
 Yes  
 No, I want to play \_\_\_\_\_  
 I am not interested in athletics
  
2. During the **fall season**, which interscholastic sport would you like to play?  
 Football  
 Girls' Volleyball  
 Boys' Volleyball  
 Boys' Cross-Country  
 Girls' Cross-Country  
 Girls' Field Hockey  
 Boys' Golf  
 Girls' Golf  
 Boys' Soccer  
 Girls' Soccer  
 I would not participate
  
3. During the **winter season**, which interscholastic sport would you like to play?  
 Boys' Basketball  
 Girls' Basketball  
 Boys' Swimming & Diving  
 Girls' Swimming & Diving  
 Boys' Wrestling  
 Girls' Gymnastics  
 Boys' and Girls' Indoor Track  
 I would not participate
  
4. During the **spring season**, which interscholastic sport would you like to play?  
 Boys' Track  
 Girls' Track  
 Girls' Tennis  
 Boys' Tennis  
 Girls' Slow Pitch Softball  
 Girls' Fast Pitch Softball  
 Boys' Baseball  
 I would not participate
  
5. Do you participate in intramural sports? If you do, which sports(s)?  
 Yes \_\_\_\_\_  
 No
  
6. Which intramural sports, if any, would you like to see added?  
\_\_\_\_\_

7. Do you participate in non-school sport activities? If you do, which sport(s)?  
 Yes \_\_\_\_\_  
 No \_\_\_\_\_

8. Are you currently participating in interscholastic athletics during any season?  
 Yes  
 No Why don't you participate in interscholastic athletics?  
 I prefer other activities such as band, chorus, etc.  
 I don't have time  
 The practice schedules and game times are inconvenient  
 The sport I like isn't offered  
 It's too expensive  
 I prefer to participate in club or intramural sports  
 Working  
 Other  
 \_\_\_\_\_

9. Do you have any suggestions to encourage participation?  
 \_\_\_\_\_  
 \_\_\_\_\_  
 \_\_\_\_\_  
 \_\_\_\_\_

10. Please list OTHER SPORTS you are interested in participating in and the sports season.

<u>Sport</u>	<u>Season</u>
_____	_____
_____	_____
_____	_____
_____	_____
_____	_____
_____	_____
_____	_____
_____	_____
_____	_____
_____	_____

Optional  
Name: \_\_\_\_\_  
Age: \_\_\_\_\_  
Male: \_\_\_\_\_ Female: \_\_\_\_\_