

Kentucky High School Athletic Association


Memorandum

To: Superintendent, Principal, and Athletic Director
From: Brigid L. DeVries, Commissioner
Date: July 22, 2002
Subject: 2001-2002 Annual Report Forms Submission
School: Garrard County High School



Enclosed please find a copy of Form T-65, The 2001-2002 Annual Report Forms Checklist. In addition, you may find an attachment with corrected copies of the forms submitted by your school personnel. Please review this information so the forms can be completed accurately in the future. Also, KHSAA Audit Staff may have requested a re-submission of some of the 2001-2002 Annual Report Forms or need additional information on your athletic programs. Please submit this information by the date requested if this is applicable. Copies and all KHSAA Title IX documents must be kept current and included in your permanent Title IX File at the school. All documents are subject to Open Records Requests.

Should you need any further information, please do not hesitate to call anytime.



Memo

To: KHSAA Member School Superintendents, Principals, and Athletic Directors

From: Brigid L. DeVries, Commissioner

Date: July 16, 2002

Re: 2002 Title IX Forms Submission

School	Garrard County	Reviewed by	Gary Lawson
--------	----------------	-------------	-------------

The following is a status report regarding the required 2001 - 2002 Title IX submission of forms due in to the KHSAA office by April 15, 2002. Appropriate audit personnel have reviewed these forms and the following is a summary of this review.

I. Checklist of Forms properly submitted in a satisfactory manner:

<input checked="" type="checkbox"/>	GE 19 (Annual Verification)	<input checked="" type="checkbox"/>	T-35 (Budget Expenses)
<input checked="" type="checkbox"/>	T-1 (Summary Program Chart 1)	<input checked="" type="checkbox"/>	T-36 (Budget Expenses)
<input checked="" type="checkbox"/>	T-2 (Summary Program Chart 2)	<input checked="" type="checkbox"/>	T-41 (Checklist – Overall Interscholastic Program)
<input checked="" type="checkbox"/>	T-3 (Summary Program Chart 3)	<input checked="" type="checkbox"/>	T-60 (Corrective Action Plan)
<input checked="" type="checkbox"/>	T-4 (Summary Program Chart 4)	<input checked="" type="checkbox"/>	T-63 (Interscholastic Survey Results)

II. Status

A.	<input checked="" type="checkbox"/>	2001 – 2002 Forms are satisfactory and no further information or action is necessary at this time.
B.		Errors have been noted with respect to the following forms and corrected copies are being returned to you for placement in your Title IX file to ensure proper submission in the future.
C.		The following forms were omitted and must be submitted by school representatives.
D.	<input checked="" type="checkbox"/>	Other Recommendation and Comments:
		The Corrective Action Plan, Form T-60, needs a more specific time table for correction.



APR 15 2002

KHSAA
Form GE19
Rev. 07/01

**2001-2002 KENTUCKY HIGH SCHOOL ATHLETIC ASSOCIATION
ANNUAL VERIFICATION OF TITLE IX PROCEDURES
(To be submitted by April 15, 2002 along with other required forms)**

The GARRARD COUNTY High School, LANCASTER, Kentucky
(Name of High School) (City)

certifies to the Kentucky High School Athletic Association that the following is an accurate and true representation of the facts surrounding compliance with Title 20, U.S.C. Titles 1681-1688, et. Seq. (also known as Title IX)

I certify the following provisions in accordance with records at the school contained in the permanent Title IX file, and to the best of my knowledge have completed the following tasks. (All boxes must be checked)

- Established a gender equity committee at the high school. (list committee personnel and provide attachment if necessary)

Name	Address	Phone	Title
KEVIN STULL			PRINCIPAL
KEN HURT			ASSISTANT PRINCIPAL/AD
ANITA BEGLEY			TITLE IV
CECIL COMBS			BOYS BASKETBALL COACH
LINDA RUDOLPH			COUNSELOR/COACH
GREG CRUTCHFIELD			BOARD OF ED. MEMBER
COMPLETED LIST ON ATTACHED SHEET			

- Scheduled a minimum of three meetings during the 2001-2002 school year on the following dates:
AUGUST 22, 2001
JANUARY 9, 2002
APRIL 10, 2002

- Designated the following person(s) as the Title IX coordinator for the school/district:

KEN HURT	ASSISTANT PRINCIPAL/AD	59 LONG BRANCH, LANCASTER	(859) 792-3510
Name	Title	Address	Phone

- School personnel are continuing to make periodic reviews of the boys and girls athletics program reflected in the Corrective Action Plan.

- In addition to the above information, the above referenced school maintains a complete permanent file relative to Title IX records including copies of the self-assessment audit, all corrective action plans, and other related materials.

[Signature]
Principal's Signature

April 12 2002
Date

[Signature]
Superintendent Signature

[Signature]
School Board Chairpersons' Signature

(Send original copy to KHSAA - Maintain duplicate in Title IX school folder)

GENDER EQUITY REVIEW COMMITTEE

GARRARD COUNTY HIGH SCHOOL

KEVIN STULL
214 ROYALTY DRIVE
LANCASTER, KY. 40444
(859) 792-1404
PRINCIPAL

GARY OLIVER
1447 RICHMOND ROAD
LANCASTER, KY. 40444
(859) 792-4141
BOARD MEMBER

MR. KENNETH HURT
59 LONG BRANCH DRIVE
LANCASTER, KY. 40444
(859) 792-3510
ASSISTANT PRINCIPAL/A.D.

VINCE PENNINGTON
114 S. 4TH STREET
DANVILLE, KY. 40422
(859) 236-4141
BOARD ATTORNEY

MS. ANITA BEGLEY
6975 HWY 52 W
PAINT LICK, KY. 40461
(859) 792-1375
TITLE IX

MARTINA WHITTAKER
487 MANSE ROAD
PAINT LICK, KY. 40461
(859) 925-2931
STUDENT/ATHLETE

MR. CECIL COMBS
123 LONGVIEW CT.
LANCASTER, KY. 40444
(859) 792-9484
HEAD COACH

SEAN LEAVELL
310 LEXINGTON STREET
LANCASTER, KY. 40444
(859) 792-2543
STUDENT/ATHLETE

MS. LINDA RUDOLPH
241 LEXINGTON ST.
LANCASTER, KY. 40444
(859) 792-2608
COUNSELOR/COACH

KIM HULETT
81 LONGVIEW COURT
LANCASTER, KY. 40444
(859) 792-2754
PARENT

2001-2002
ACCOMMODATION OF INTERESTS AND ABILITIES
SUMMARY PROGRAM CHART 1

KHSAA
Form T1
Rev. 07/01

Participation Opportunities Test One

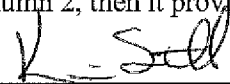
		(Column 1)	(Column 2)	(Column 3)	(Column 4)
	Program	Enrollment	Percentage of Total Enrollment	Number of Interscholastic Participants (double and triple count)	Percentage of Total Participation
Row 1	GIRLS	316	51.9	191	52.9
Row 2	BOYS	293	48.1	170	47.1
Row 3	Totals	609	100%	361	100%

Instructions:

*Number of 8th grade students & below used in Column 4 calculations if applicable: 29

- 1) Determine the total number of girls enrolled, (place in Row 1, Column 1). Determine the total number of boys enrolled, (place in Row 2, Column 1).
- 2) Add the total number of girls and boys enrolled to determine total enrollment, (place in Row 3, Column 1).
- 3) Calculate the percentage of total enrollment that is female. (Divide Row 1, Column 1 by row 3, Column 1 and place in Row 1, Column 2.) Calculate the percentage of total enrollment that is male. (Divide Row 2, Column 1 by Row 3, Column 1 and place in Row 2, Column 2.) Note: Row 1, Column 2 plus Row 2, Column 2 should total 100%.
- 4) Ask the head coaches to review the most updated eligibility or squad lists for their teams. Ask coaches to confirm the names of those individuals who are on the team as of the first **date of competition**, and cross out the names of those who were cut from the team or quit the team prior to the first competitive event. Determine the total number of interscholastic athletics participants that are girls, (and place in Row 1, Column 3). In order to determine the total number of athletics participants, an individual should be counted each time he or she participates on a team. For example, if Jane Doe competes on the varsity volleyball team, the junior varsity volleyball team, the junior varsity basketball team, and the varsity softball team, she should be counted as four participants (**do not include club or intramural sports participants, cheerleaders, dance teams, or pom squads**). Calculate the same way for boys and girls. * In addition, should 8th grade students and below play on a Freshman, Junior Varsity, or Varsity team, they should also be counted for each team and sport on which they participate. If applicable, please asterisk the above notation as to how many 8th grade students & below are included. Using the same procedure, determine the total number of interscholastic athletic participants that are boys, (and place in Row 2, Column 3). Add Row 1, Column 3 plus Row 2, Column 3 to get total participants and place in Row 3, Column 3.
- 5) Calculate the percentage of female participation. (Row 1, Column 3 divided by Row 3, Column 3 and place in Row 1, Column 4.) Calculate the percentage of male participation. (Row 2, Column 3 divided by Row 3, Column 3 and place in Row 2, Column 4.) Note: Row 1, Column 4 plus Row 2, Column 4 should total 100%.

Note: While being within three percent is not a formal compliance standard; if the percent listed in Row 1, Column 4 is within 3% of Row 1, Column 2, then it provides a good target within which compliance is likely.

Principal's Signature:  Date: 4/12/02


ACCOMMODATION OF INTERESTS AND ABILITIES
SUMMARY PROGRAM CHART 2

Participation Opportunities Test Two

			Column 1	Column 2	Column 3	Column 4	Column 5
Program			Number of Teams Currently Offered	Number of Participants	Number of Teams Added in Last Five Years	Number of Participants Added in Last Five Years	Percent of Total Participation By Sex Added in Last 5 Years
GIRLS	Row 1	varsity:	8	104	3	74	71.2
	Row 2	j.v.:	4	72	2	35	48.6
	Row 3	frosh:	1	15	0	0	0
	Row 4	total:	13	191	5	112	58.6
BOYS	Row 5	varsity:	8	107	2	28	26.2
	Row 6	j.v.:	3	51	0	0	0
	Row 7	frosh:	1	12	0	0	0
	Row 8	total:	12	170	2	28	16.5

- 1) List the number of interscholastic teams offered for girls and boys at each competitive level (for example, varsity, junior varsity, and freshman levels). Total each of the entries in Column 1 into Row 4, Column 1 and Row 8, Column 1.
- 2) List the number of interscholastic teams that have been added in the last five years at each competitive level. Total each of the entries in Column 3 into Row 4, Column 3 and Row 8, Column 3.
- 3) List the number of participants that are currently on each level of the teams that were added in the last five years. Total each of the entries in Column 2 into Row 4, Column 2 for girls and Row 8, Column 2 for boys. If a team was added previously but no longer exists, there are no current participants to be added for that team.
- 4) List the number of participants added in the last 5 years . Total each of the entries made in Column 4 into Row 4, Column 4 for girls and Row 8, Column 4 for boys.
- 5) Calculate the percentage of participants that have been added in the last five years (Column 4 divided by Column 2 on each line). For example, if girls' varsity soccer (22 participants), junior varsity soccer (18 participants), junior varsity golf (8 participants), and freshman softball (15 participants) have been added in the last five years, then 63 participation opportunities have been added for girls. If the total number of female participants in the program is 96 (taken from Form T-1, Row 1, Column 3), then 65.6% of the current opportunities (63 of 96) have been added in the last five years. Perform similar calculations for male participants.

Note: If the percentage of current participants added in the last five years is 25% or greater, compliance with test two may be possible. If less than 25%, then compliance with test three should be analyzed. **CAUTION:** 25% is not a formal compliance standard.


Principal's Signature:  Date: 4/12/02

2001-2002
ACCOMMODATION OF INTERESTS AND ABILITIES
SUMMARY PROGRAM CHART 3

Participation Opportunities Test Three

For any question answered "YES" identify the respective sport(s).

	GIRLS (Yes / No)	BOYS (Yes / No)
1. Is there an intramural team offered in a sport not now available in the interscholastic athletics program? (YES or NO)	NO	NO
2. For a sport <u>not</u> currently offered, is there sufficient interest to form a viable interscholastic team based on participation on an intramural team or community recreation teams? (YES or NO)	NO	NO
3. For a sport <u>not</u> currently offered, is there sufficient interest to form a viable interscholastic team with the interscholastic survey.	NO	NO
4. For a sport currently offered, is there interest to form a viable team for a junior varsity, freshman, or other intramural level that is not currently offered? (YES or NO)	NO	NO
5. If you answered YES to question (1), (2), (3) or (4), are there enough high schools in your geographic area offering the sport (at the appropriate level) to allow for the development of a reasonable schedule of competition. (YES or NO)		

Principal's Signature:  Date: 4/12/02

BUDGETED AND ACTUAL EXPENDITURES - PROGRAM COMPARISON CHART

2001-2002

	equipment and supplies		travel		awards		coaches' salaries (to include supplemental and extended employment)		facilities improvements		publications (if sport-specific)	
	B	E	B	E	B	E	B	E	B	E	B	E
G basketball	9670	18031	1200	1050			13340	13340	GYM RE	NOVATI ON	0	0
B basketball	9760	13080	1200	1100			12102	12102	GYM RE	NOVATI ON	0	0
G softball	4905	3021	800	85			2816	2816	600	600	0	0
B baseball	4905	2830	800	52			2718	2718	600	600	0	0
G cross country	615	0	250	0	NO TEAM	THIS YEAR	968.50	0	0	0	0	0
B cross country	615	0	250	0	NO TEAM	THIS YEAR						
G golf	1532	1532	200	135			908	908	0	0	0	0
B golf	1532	1532	200	180			1006	1006	0	0	0	0
G soccer	4905	7001	800	750			2250	2250	\$55,000 TO BE	SPENT	0	0
B soccer	4905	7001	800	650			2195	2195	"	"	0	0
G swimming	1071	901	200	180			1198	1198	0	0	0	0
B swimming	1071	901	200	180			1198	1198	0	0	0	0

"B" is for budgeted dollar amounts and "E" is for actual dollar expenditures. Expenditures should include items provided by third parties such as Booster Clubs.

Principal's Signature: 


Date: 4/12/02

**BUDGETED AND ACTUAL EXPENDITURES - PROGRAM COMPARISON CHART 2
TO INCLUDE BOOSTER CLUB FUNDING**

Teams	equipment and supplies		travel		awards		coaches' salaries (to include supplemental and extended employment)		facilities improvements		publications (if sport-specific)	
	B	E	B	E	B	E	B	E	B	E	B	E
G track	761	201	350	0	T	OF	1228	1228	0	0	0	0
B track	761	185	350	0	A	EACH	1228	1228	0	0	0	0
G tennis	800	220	200	38	K	B	908	908	0	0	0	0
B tennis	800	321	200	55	E	U	824	824	0	0	0	0
G volleyball	4584	6501	800	735	N	D	2620	2620	GYM	RENOV.	0	0
B wrestling	NOT	OFFER				G						
G (list sport)					O	E						
B (football)	18473	30500	2000	1850	U	T	16759	16759	0	0	0	0
G (list sport)					T							
B (list sport)												

"B" is for budgeted dollar amounts and "E" is for actual dollar expenditures. Expenditures should include items provided by third parties such as Booster Clubs.

Principal's Signature:



Date:

4/12/02

GARRARD COUNTY HIGH SCHOOL

COACHES SALARY SCHEDULE

2001-2002

<u>POSITION</u>	<u>0-3</u>	<u>4-9</u>	<u>10-14</u>	<u>15-19</u>	<u>20+</u>	
GCHS HEAD FOOTBALL COACH	5619	6182	6861	7067	7208	STEVE STONEBRAKER
GCHS FIRST ASST. FOOTBALL COACH	3149	3780	4196	4321	4408	CHRIS COOPER
GCHS 2ND ASST. FOOTBALL COACH	1870	2056	2283	2350	2398	KEVIN MONTGOMERY
GCHS ASST. FOOTBALL COACH	1870	2056	2283	2350	2398	LAMONT HOCKER
GCHS ASST. FOOTBALL COACH	1870	2056	2283	2350	2398	STEPHEN BROGLI
GCHS ASST. FOOTBALL COACH	1564	1720	1908	1966	2005	DARREN SUMMERS
GCHS ASST. FOOTBALL COACH	UNPA	ID				JASON MAJOR/ JOHN TEATER
GCHS ATHLETIC DIRECTOR/ASST. PRINCIPAL	IN SA	LARY				KEN HURT
GCHS HEAD BOYS BASKETBALL COACH	5187	5705	6332	6521	6552	CECIL COMBS
GCHS FIRST ASST. BOYS BASKETBALL COACH	2906	3197	3548	3654	3727	D.Y. HACKER
GCHS ASST. BOYS BASKETBALL COACH	1726	1765	1941	2154	2197	DICKIE GILBERT
GCHS ASST. FRESHMAN BOYS BASKETBALL COACH	1726	1765	1941	2154	2197	JONATHAN MARTIN
GCHS HEAD GIRL'S BASKETBALL COACH	5187	5705	6332	6521	6652	KEN HURT
GCHS FIRST ASST. GIRLS BASKETBALL COACH	2906	3197	3548	3654	3737	REGINA MEADOWS
GCHS GIRLS ASSISTANT BASKETBALL COACH	1726	1765	1941	2154	2197	SCOTT BOLIN
GCHS ASST. FRESHMAN GIRLS BASKETBALL COACH	1726	1765	1941	2154	2197	AMY DOMIDION
GCHS HEAD BASEBALL COACH - SPRING	1810	1991	2210	2276	2322	JEREMY RIGNEY
GCHS ASST. BASEBALL COACH - SPRING	824	908	1006	1037	1058	KEN PARSONS
GCHS GIRLS HEAD SOFTBALL COACH - SPRING	1810	1991	2210	2276	2322	KEVIN REYNOLDS
GCHS GIRLS ASST. SOFTBALL COACH - SPRING	824	908	1006	1037	1058	LARRY EBERT
GCHS CROSS COUNTRY COACH	1113	1225	1359	1400	1427	
GCHS ASST. CROSS COUNTRY COACH	824	908	1006	1037	1058	
GCHS HEAD TRACK COACH - SPRING	1484	1632	1811	1866	1902	MARTIN BASTIN
GCHS ASST. TRACK COACH - SPRING	824	908	1006	1037	1058	JOHN HODGE
GCHS BOYS TENNIS COACH - SPRING	824	908	1006	1037	1058	JILL STEVENS
GCHS GIRLS TENNIS COACH	824	908	1006	1037	1058	MATT CHAMBERLAIN
GCHS BOYS GOLF COACH	824	908	1006	1037	1058	DAVID MCDANIEL
GCHS GIRLS GOLF COACH	824	908	1006	1037	1058	SCOTTY MERIDA
GCHS GIRLS ASST. GOLF COACH	UNPA	ID				SCOTT BOLIN
GCHS HEAD CHEERLEADING SPONSOR	1045	1148	1275	1313	1339	CINDY PERRY
GCHS ASST. CHEERLEADING SPONSOR	650	715	793	817	834	
GCHS GIRLS COMPETITION/ASST. CHEER. SPONSOR	768	844	936	964	983	MEGAN HORN
GCHS BOYS SOCCER COACH	1652	1816	1910	1971	2118	JOHN MARTIN
GCHS ASST. BOYS SOCCER COACH	543	598	664	683	698	CHRIS GRECCO

**GARRARD COUNTY HIGH SCHOOL
COACHES SALARY SCHEDULE
2001-2002**

<u>POSITION</u>	<u>0-3</u>	<u>4-9</u>	<u>10-14</u>	<u>15-19</u>	<u>20+</u>	
GCHS GIRLS SOCCER COACH	1652	1816	1910	1971	2118	SETH COULTER
GCHS GIRLS ASST. SOCCER COACH	543	598	664	683	698	TONY KLUESENER
GCHS SWIM TEAM COACH	1113	1225	1359	1400	1427	JAMIE HESTER
GCHS ASST. SWIM TEAM COACH	824	908	1006	1037	1058	PEGGY SHARP
GCHS VOLLEYBALL COACH	1652	1816	2013	2077	2118	LINDA RUDOLPH
GCHS GIRLS ASST. VOLLEYBALL COACH	543	598	664	683	683	NIKKI JONES

2001-2002 KHSAA TITLE IX ATHLETICS AUDIT

KHSAA
Form T41
Rev. 07/01

Checklist - Overall Interscholastic Athletics Program

Areas of Compliance	ADVANTAGE TO (Respond based on Internal Evaluation by checking the appropriate column.)		
	GIRLS' PROGRAM	BOYS' PROGRAM	NEITHER PROGRAM
Equipment and Supplies			C
Scheduling of Games and Practice Time			C
Travel and Per Diem Allowances			C
Coaching			C
Locker Rooms, Practice and Competitive Facilities			C
Medical and Training Facilities and Services			C
Publicity			C
Support Services			C
Athletic Scholarships	N/A	N/A	
Tutoring	N/A	N/A	
Housing and Dining Facilities and Services	N/A	N/A	
Recruitment of Student Athletes	N/A	N/A	

Principal's Signature:  Date: 4/12/02

School Name: GARRARD COUNTY

2001-2002

School Year: 2001-2002

TITLE IX

Principal's Signature: _____

CORRECTIVE ACTION PLAN

Date: _____

To complete this form, indicate the intended area which needs corrective action, the suggested change and time table for implementation. You may copy this form as needed. Please attach corrective action plans along with audit forms and submit by April 15, 2002.

ITEM FOR CORRECTION	SUGGESTED CHANGE	TIME TABLE FOR CORRECTIVE ACTION
UPGRADE SOCCER FIELD	ADD LIGHTS WATER SYSTEM BERMUDA GRASS	WILL BE DONE THIS SUMMER
ADD TENNIS COURTS	BUILD TENNIS COURTS	WHEN/IF MONEY BECOMES AVAILABLE
ADD TRACK	BUILD A TRACK	WHEN/IF MONEY BECOMES AVAILABLE

- An explanation (status report) is needed for all areas identified previously as items for correction as well as all areas currently identified as items for correction. This form shall be typed.

Principal's Signature: _____

[Handwritten Signature]

Date: _____

4/12/02

2001-2002 INTERSCHOLASTIC ATHLETICS SURVEY

Summary Of Student Responses

School Name: GARRARD COUNTY

School Enrollment: 609

Date: APRIL 9, 2002

Completed By: KEN HURT

Instructions:

1. Summarize the Student Athletics Interest Surveys Form T-61 by listing the total number of responses on the line next to each sport.
2. Under the Other Category please provide a listing of the sports as well as the number of students who are interested in participating.
3. Please sign and date the Summary Form (T-63) and mail the Summary Form only to the KHSAA by April 15, 2002. Do not mail the student surveys (Form T-61). However, these Forms should be maintained in your files in the event they are requested subsequently.

520 Number of Surveys

462 Total Returned

8-11 Grades Surveyed

How Was The Survey Administered? GIVEN TO EACH GRADE LEVEL DURING HOME-ROOM, COMPLETED AND TURNED IN.

Fall Sports (List Total Number of Participation Responses)

19 Cross Country (Girls)
11 Cross Country (Boys)
13 Field Hockey (Girls)
75 Football (Boys)
20 Golf (Girls)
13 Golf (Boys)
99 Soccer (Girls)
22 Soccer (Boys)
75 Volleyball (Girls)
19 Volleyball (Boys)

Winter Sport (List Total Number of Participation Responses)

32 Basketball (Girls)
69 Basketball (Boys)
62 Gymnastics (Girls)
14 Indoor Track (Girls)
14 Indoor Track (Boys)
33 Swimming & Diving (Girls)
6 Swimming & Diving (Boys)
31 Wrestling (Boys)

Spring Sport (List Total Number of Participation Responses)

55	Baseball (Boys)
41	Fast Pitch Softball (Girls)
43	Slow Pitch Softball (Girls)
47	Tennis (Girls)
12	Tennis (Boys)
37	Track (Girls)
25	Track (Boys)

Other Sports (From Student Survey T-61 Question 10)

Name of Sport	Number of Students Interested In Participating
DANCE – 22	BOXING – 4
POWDERPUFF – 7	SOCCER – 2
GIRLS WRESTLING – 1	CHEERLEADING – 8
LACROSSE – 9	GYMNASTICS – 13
BOYS VOLLEYBALL – 3	BILLARDS – 5
RUGBY – 7	INDOOR TRACK – 8
HOCKEY – 16	FIELD HOCKEY – 4
FISHING – 5	BOYS WRESTLING - 22
BOWLING - 3	

Number of Students who participate in Intramural Sports. (NOTE: WE DO NOT HAVE INTRAMURAL SPORTS, BUT THESE WERE LISTED)

<u>Sport</u>	<u>Number</u>
KARATE – 1	POWDERPUFF - 8
SOCCER – 8	CHEERLEADING – 1
VOLLEYBALL – 9	GYMNASTICS – 2
TENNIS – 3	BASEBALL – 9
BASKETBALL – 11	GOLF – 2
FOOTBALL – 8	BILLARDS - 1

List Intramural Sports students are interested in adding:
(From Student Survey T-61 Question 6)

<u>Sport</u>	<u>Number</u>
GYMNASTICS – 2	RUGBY – 3
DANCE TEAM – 10	BADMITTEN – 1
EQUESTRIAN – 1	BASKETBALL – 10
FOOTBALL – 5	TENNIS – 2
POWDERPUFF- 13	SKATEBOARDING – 1
HOCKEY – 4	LACROSSE – 4
	VOLLEYBALL- 6
	COLORGUARD- 1
	GIRLS INDOOR TRACK- 1
	MARCHING BAND – 1
	BILLARDS – 1
	BOXING - 1

Participation in Non-School Sports Activities
(From Student Survey T-61 Question 7)

Sport		Number	
CHURCH FOOTBALL -1	BASEBALL-13	HOCKEY-5	WRESTLING-2
CHURCH SOFTBALL-1	RACING-2	SWIMMING-3	BIKING-1
FOOTBALL-18	HUNTING-9	ICE SKATING-1	KARATE-1
SOFTBALL-27	FISHING-4	TENNIS -3	BOWLING-1
DANCE -1	VOLLEYBALL-3	MOTORCROSS-1	SOCCER-2
BASKETBALL-36	EQUINE-2	GOLF-2	

Reasons for not participating in interscholastic athletics.
(From Survey Question 8)

Response	Number
54 I prefer other activities such as band, chorus, etc.	
104 I don't have time	
13 The practice schedules and game times are inconvenient	
34 The sport I like isn't offered	
22 It's too expensive	
16 I prefer to participate in club or intramural sports	
61 Working	
72 Other	

Student Suggestions to encourage participation

LIGHTS FOR SOCCER FIELD

TREAT EVERYONE EQUALLY

GET NEW STAFF -1

TENNIS COURTS -2

HAVE PEP RALLEYS FOR EVERYTHING -2

ADD DIFFERENT SPORTS -1

GET A POOL -1



Principal's Signature

4/12/02

Date