


Kentucky High School Athletic Association

To: Superintendent, Principal, and Athletic Director

From: Louis Stout, Commissioner 
Brigid L. DeVries, Executive Assistant Commissioner

Date: May 9, 2002


Subject: 2001-2002 Annual Report Forms Submission

School: Knott County Central High School



Enclosed please find a copy of Form T-65, The 2001-2002 Annual Report Forms Checklist. In addition, you may find an attachment with corrected copies of the forms submitted by your school personnel. Please review this information so the forms can be completed accurately in the future. Also, KHSAA Audit Staff may have requested a re-submission of some of the 2001-2002 Annual Report Forms or need additional information on your athletic programs. Please submit this information by the date requested if this is applicable. Copies and all KHSAA Title IX documents must be kept current and included in your permanent Title IX File at the school. All documents are subject to Open Records Requests.

Should you need any further information, please do not hesitate to call anytime.



Memo

To: KHSAA Member School Superintendents, Principals, and Athletic Directors

From: Louis Stout, Commissioner
Brigid L. Devries, Executive Assistant Commissioner

Date: May 8, 2002

Re: 2002 Title IX Forms Submission

School	Knott County Central	Reviewed by	Gary Lawson
--------	----------------------	-------------	-------------

The following is a status report regarding the required 2001 - 2002 Title IX submission of forms due in to the KHSAA office by April 15, 2002. Appropriate audit personnel have reviewed these forms and the following is a summary of this review.

I. Checklist of Forms properly submitted in a satisfactory manner:

<input checked="" type="checkbox"/>	GE 19 (Annual Verification)		T-35 (Budget Expenses)
<input checked="" type="checkbox"/>	T-1 (Summary Program Chart 1)		T-36 (Budget Expenses)
<input checked="" type="checkbox"/>	T-2 (Summary Program Chart 2)	<input checked="" type="checkbox"/>	T-41 (Checklist – Overall Interscholastic Program)
<input checked="" type="checkbox"/>	T-3 (Summary Program Chart 3)	<input checked="" type="checkbox"/>	T-60 (Corrective Action Plan)
<input checked="" type="checkbox"/>	T-4 (Summary Program Chart 4)	<input checked="" type="checkbox"/>	T-63 (Interscholastic Survey Results)

II. Status

A.		2001 – 2002 Forms are satisfactory and no further information or action is necessary at this time.
B.	<input checked="" type="checkbox"/>	Errors have been noted with respect to the following forms and corrected copies are being returned to you for placement in your Title IX file to ensure proper submission in the future. <u>You did not show expenditures for all sports on Forms T-35 and T-36. Please place correct expenditures in marked areas and place it in your permanent Title IX File.</u>
C.		The following forms were omitted and must be submitted by school representatives.
D.		Other Recommendation and Comments:

9

2001-2002
BUDGETED AND ACTUAL EXPENDITURES - PROGRAM COMPARISON CHART 2
TO INCLUDE BOOSTER CLUB FUNDING

Teams	equipment and supplies		travel		awards		coaches' salaries (to include supplemental and extended employment)		facilities improvements		publications (if sport-specific)	
	B	E	B	E	B	E	B	E	B	E	B	E
G track			500.00				250.00					
B track			500.00				250.00					
G tennis			1000.00				250.00					
B tennis			1000.00				250.00					
G volleyball	290.00		230.00				500.00					
B wrestling												
G (list sport)												
B (football)	7500.00	13,441.11	1700.00	1897.74	1091.79		4600.00/32 days		617.54			
G (list sport)												
B (list sport)												

"B" is for budgeted dollar amounts and "E" is for actual dollar expenditures. Expenditures should include items provided by third parties such as Booster Clubs.

Principal's Signature: *[Signature]* Date: *4/11/02*

8

2001-2002
BUDGETED AND ACTUAL EXPENDITURES - PROGRAM COMPARISON CHART
TO INCLUDE BOOSTER CLUB FUNDING



	equipment and supplies		travel		awards		coaches' salaries (to include supplemental and extended employment)		facilities improvements		publications (if sport-specific)	
	B	E	B	E	B	E	B	E	B	E	B	E
G basketball	2494.00	4225.01	2106.00	2831.55			4750.00					
B basketball	1900.00	3794.00	2715.00	2429.69			4750.00					
G softball	2200.00		1700.00	0			2250.00					
B baseball	1000.00	2500.00	3000.00	0			2250.00			200.00		
G cross country												
B cross country												
G golf												
B golf												
G soccer												
B soccer												
G swimming												
B swimming												

"B" is for budgeted dollar amounts and "E" is for actual dollar expenditures. Expenditures should include items provided by third parties such as Booster Clubs.

Principal's Signature: *[Signature]*

Date: 4/11/02

APR 15 2002





KENTUCKY HIGH SCHOOL ATHLETIC ASSOCIATION

TITLE IX

MEMBER SCHOOLS 2001-2002 ANNUAL REPORT FORMS

Submit to KHSAA
By April 15, 2002



APR 15 2002

2



**2001-2002 KENTUCKY HIGH SCHOOL ATHLETIC ASSOCIATION
ANNUAL VERIFICATION OF TITLE IX PROCEDURES**
(To be submitted by April 15, 2002 along with other required forms)

The Knott County Central High School, Hindman, Kentucky
(Name of High School) (City)

certifies to the Kentucky High School Athletic Association that the following is an accurate and true representation of the facts surrounding compliance with Title 20, U.S.C. Titles 1681-1688, et. Seq. (also known as Title IX)

I certify the following provisions in accordance with records at the school contained in the permanent Title IX file, and to the best of my knowledge have completed the following tasks. (All boxes must be checked)

Established a gender equity committee at the high school. (list committee personnel and provide attachment if necessary)

Name	Address	Phone	Title
David Stamper	KCCHS	(606) 785-3166	Asst. Princ./AD
Robert Pollard	KCCHS	(606) 785-3166	Principal
Sally Brashear	KCCHS	(606) 785-3168	Counselor
Dianne Collins	KCCHS	(606) 785-3168	Counselor
Harold Craft	KCCHS	(606) 785-9033	YSC Comm. Liason/Softball
Justin Adams	KCCHS	(606) 785-9033	YSC Coordinator/Academics
Jeff Honeycutt	KCCHS	(606) 785-3166	PL Teacher/Volleyball, Girls' Basketball

Scheduled a minimum of three meetings during the 2001-2002 school year on the following dates:

- December 6, 2001
- February 7, 2002 (Re-scheduled 3-27-02 due to weather)
- April 8, 2002

Designated the following person(s) as the Title IX coordinator for the school/district:

<u>David J. Stamper</u>	<u>Asst. Princ./AD</u>	<u>96 Perkins Madden Rd.</u>	<u>(606)785-3166</u>
Name	Title	Address	Phone

School personnel are continuing to make periodic reviews of the boys and girls athletics program reflected in the Corrective Action Plan.

In addition to the above information, the above referenced school maintains a complete permanent file relative to Title IX records including copies of the self-assessment audit, all corrective action plans, and other related materials.

[Signature]
Principal's Signature

4/11 2002
Date

[Signature]
Superintendent Signature

[Signature]
School Board Chairpersons' Signature

(Send original copy to KHSAA - Maintain duplicate in Title IX school folder)

Name	Address	Phone	Title
J.J. Everage	PCLC	(606) 785-5188	Alt. School Teacher/ Football Coach
Tonya Amburgey	115 Sunny Drive Pine Top, KY	(606) 785-4220	Student
Tristan Patrick	116 Cut Off Br. Talcum, KY	(606) 251- 3598	Student
Jane Parke	Box 638 Hindman, KY	(606) 785-4218	Parent
Martina Stone	Box 702 Hindman, KY	(606) 785-5385	Parent
James Reynolds	Board of Educ.	(606) 785-3153	Tech. Supervisor

4

2001-2002
ACCOMMODATION OF INTERESTS AND ABILITIES
SUMMARY PROGRAM CHART 1

Participation Opportunities Test One

		(Column 1)	(Column 2)	(Column 3)	(Column 4)
	Program	Enrollment	Percentage of Total Enrollment	Number of Interscholastic Participants (double and triple count)	Percentage of Total Participation
Row 1	GIRLS	346	53%	106	43%
Row 2	BOYS	301	47%	142	57%
Row 3	Totals	647	100%	248	100%

Instructions:

*Number of 8th grade students & below used in Column 4 calculations if applicable: _____

- Determine the total number of girls enrolled, (place in Row 1, Column 1). Determine the total number of boys enrolled, (place in Row 2, Column 1).
- Add the total number of girls and boys enrolled to determine total enrollment, (place in Row 3, Column 1).
- Calculate the percentage of total enrollment that is female. (Divide Row 1, Column 1 by row 3, Column 1 and place in Row 1, Column 2.) Calculate the percentage of total enrollment that is male. (Divide Row 2, Column 1 by Row 3, Column 1 and place in Row 2, Column 2.) Note: Row 1, Column 2 plus Row 2, Column 2 should total 100%.
- Ask the head coaches to review the most updated eligibility or squad lists for their teams. Ask coaches to confirm the names of those individuals who are on the team as of the first **date of competition**, and cross out the names of those who were cut from the team or quit the team prior to the first competitive event. Determine the total number of interscholastic athletics participants that are girls, (and place in Row 1, Column 3). In order to determine the total number of athletics participants, an individual should be counted each time he or she participates on a team. For example, if Jane Doe competes on the varsity volleyball team, the junior varsity volleyball team, the junior varsity basketball team, and the varsity softball team, she should be counted as four participants (**do not include club or intramural sports participants, cheerleaders, dance teams, or pom squads**). Calculate the same way for boys and girls. * In addition, should 8th grade students and below play on a Freshman, Junior Varsity, or Varsity team, they should also be counted for each team and sport on which they participate. If applicable, please asterisk the above notation as to how many 8th grade students & below are included. Using the same procedure, determine the total number of interscholastic athletic participants that are boys, (and place in Row 2, Column 3). Add Row 1, Column 3 plus Row 2, Column 3 to get total participants and place in Row 3, Column 3.
- Calculate the percentage of female participation. (Row 1, Column 3 divided by Row 3, Column 3 and place in Row 1 Column 4.) Calculate the percentage of male participation. (Row 2, Column 3 divided by Row 3, Column 3 and place in Row 2, Column 4.) Note: Row 1, Column 4 plus Row 2, Column 4 should total 100%.

Note: While being within three percent is not a formal compliance standard; if the percent listed in Row 1, Column 4 is within 3% of Row 1, Column 2, then it provides a good target within which compliance is likely.

Principal's Signature: R. H. [Signature] Date: 4/11/02

**2001-2002
ACCOMMODATION OF INTERESTS AND ABILITIES
SUMMARY PROGRAM CHART 2**

Participation Opportunities Test Two

		Column 1	Column 2	Column 3	Column 4	Column 5	
Program		Number of Teams Currently Offered	Number of Participants	Number of Teams Added in Last Five Years	Number of Participants Added in Last Five Years	Percent of Total Participation By Sex Added in Last 5 Years	
GIRLS	Row 1	varsity:	5	68	2	24	35%
	Row 2	j.v.:	3	29	2	24	83%
	Row 3	frosh:	1	9	0	0	0%
	Row 4	total:	9	106	4	48	45%
BOYS	Row 5	varsity:	5	84	0	0	0%
	Row 6	j.v.:	3	51	0	0	0%
	Row 7	frosh:	1	7	0	0	0%
	Row 8	total:	9	142	0	0	0%

- List the number of interscholastic teams offered for girls and boys at each competitive level (for example, varsity, junior varsity, and freshman levels). Total each of the entries in Column 1 into Row 4, Column 1 and Row 8, Column 1.
- List the number of interscholastic teams that have been added in the last five years at each competitive level. Total each of the entries in Column 3 into Row 4, Column 3 and Row 8, Column 3.
- List the number of participants that are currently on each level of the teams that were added in the last five years. Total each of the entries in Column 2 into Row 4, Column 2 for girls and Row 8, Column 2 for boys. If a team was added previously but no longer exists, there are no current participants to be added for that team.
- List the number of participants added in the last 5 years. Total each of the entries made in Column 4 into Row 4, Column 4 for girls and Row 8, Column 4 for boys.
- Calculate the percentage of participants that have been added in the last five years (Column 4 divided by Column 2 on each line). For example, if girls' varsity soccer (22 participants), junior varsity soccer (18 participants), junior varsity golf (8 participants), and freshman softball (15 participants) have been added in the last five years, then 63 participation opportunities have been added for girls. If the total number of female participants in the program is 96 (taken from Form T-1, Row 1, Column 3), then 65.6% of the current opportunities (63 of 96) have been added in the last five years. Perform similar calculations for male participants.

Note: If the percentage of current participants added in the last five years is 25% or greater, compliance with test two may be possible. If less than 25%, then compliance with test three should be analyzed. **CAUTION:** 25% is not a formal compliance standard.

Principal's Signature:  Date: 4/11/02

6

2001-2002
ACCOMMODATION OF INTERESTS AND ABILITIES
SUMMARY PROGRAM CHART 3

Participation Opportunities Test Three

For any question answered "YES" identify the respective sport(s).

	GIRLS (Yes / No)		BOYS (Yes / No)
1. Is there an intramural team offered in a sport not now available in the interscholastic athletics program? (YES or NO)	No		No
2. For a sport <u>not</u> currently offered, is there sufficient interest to form a viable interscholastic team based on participation on an intramural team or community recreation teams? (YES or NO)	NA		NA
3. For a sport <u>not</u> currently offered, is there sufficient interest to form a viable interscholastic team with the interscholastic survey.	Yes		Yes
4. For a sport currently offered, is there interest to form a viable team for a junior varsity, freshman, or other intramural level that is not currently offered? (YES or NO)	No		No
5. If you answered YES to question (1), (2), (3) or (4), are there enough high schools in your geographic area offering the sport (at the appropriate level) to allow for the development of a reasonable schedule of competition. (YES or NO)	Yes		Yes

Principal's Signature: *[Handwritten Signature]*

Date: 9/11/02

7

2001-2002
ACCOMMODATION OF INTERESTS AND ABILITIES
SUMMARY PROGRAM CHART 4

Levels of Competition Test One

		(Column 1)	(Column 2)
	Team Levels	GIRLS	BOYS
Row 1	Total Number of Athletics Participants in All Levels	106	142
Row 2	Number of Varsity Teams Offered	5	5
Row 3	Number of Participants on all Varsity Teams	68	84
Row 4	Percentage of Total Varsity Participants By Sex	64%	59%
Row 5	Number of Junior Varsity Teams Offered	3	3
Row 6	Number of Participants on all Junior Varsity Teams	29	51
Row 7	Percentage of Total Junior Varsity Participants By Sex	27%	36%
Row 8	Number of Freshman Teams Offered	1	1
Row 9	Numbers of Participants on all Freshman Teams	9	7
Row 10	Percentage of Total Freshman Participants By Sex	8%	5%

- 1) Copy the number entered on Form T1, Row 1, Column 3 and place on Row 1, column 1 of this form.
- 2) Copy the number entered on Form T1, Row 2, Column 3 and place on Row 1, column 2 of this form.
- 3) List the number of teams at the varsity, junior varsity, and freshman levels for boys and girls (Rows #2,5,8) and place in the proper boxes in columns 1 and 2.
- 4) List the number of teams at the varsity, junior varsity, and freshman levels for boys and girls (Rows #3,6,9) and place in the proper boxes in columns 1 and 2.
- 5) Calculate the percentage of female and male participants at each level. (Rows #4,7,10)
 - Divide Row 3, Column 1 by Row 1, Column 1, and place the percentage in Row 4, Column 1.
 - Divide Row 3, Column 2 by Row 1, Column 2, and place the percentage in Row 4, Column 2.
 - Divide Row 6, Column 1 by Row 1, Column 1, and place the percentage in Row 7, Column 1.
 - Divide Row 6, Column 2 by Row 1, Column 2, and place the percentage in Row 7, Column 2.
 - Divide Row 9, Column 1 by Row 1, Column 1, and place the percentage in Row 10, Column 1.
 - Divide Row 9, Column 2 by Row 1, Column 2, and place the percentage in Row 10, Column 2.

Principal's Signature:  Date: 4/11/02

2001-2002

KHSAA
Form 735
REV. 07/01

8

**BUDGETED AND ACTUAL EXPENDITURES - PROGRAM COMPARISON CHART
TO INCLUDE BOOSTER CLUB FUNDING**

	equipment and supplies		travel		awards		coaches' salaries (to include supplemental and extended employment)		facilities improvements		publications (if sport-specific)	
	B	E	B	E	B	E	B	E	B	E	B	E
G basketball	2494.00	4225.01	2106.00	2831.55			4750.00					
B basketball	1900.00	3794.00	2715.00	2429.69			4750.00					
G softball	2200.00		1700.00				2250.00			200.00		
B baseball	1000.00	2500.00	3000.00				2250.00					
G cross country												
B cross country												
G golf												
B golf												
G soccer												
B soccer												
G swimming												
B swimming												

"B" is for budgeted dollar amounts and "E" is for actual dollar expenditures. Expenditures should include items provided by third parties such as Booster Clubs.

Principal's Signature: WHE [Signature]

Date: 11/10/02

2001-2002

**BUDGETED AND ACTUAL EXPENDITURES - PROGRAM COMPARISON CHART 2
TO INCLUDE BOOSTER CLUB FUNDING**

KHSAA
Form 136
REV. 07/01

9

Teams	equipment and supplies		travel		awards		coaches' salaries (to include supplemental and extended employment)		facilities improvements		publications (if sport-specific)	
	B	E	B	E	B	E	B	E	B	E	B	E
G track			500.00				250.00					
B track			500.00				250.00					
G tennis			1000.00				250.00					
B tennis			1000.00				250.00					
G volleyball			290.00				500.00					
B wrestling												
G (list sport)												
B (football)	7500.00	13,441.11	1700.00	1897.74	1091.79	4600.00/ 32 days	617.54					
G (list sport)												
B (list sport)												

"B" is for budgeted dollar amounts and "E" is for actual dollar expenditures. Expenditures should include items provided by third parties such as Booster Clubs.

Principal's Signature:

[Handwritten Signature]

Date:

[Handwritten Date]


2001-2002 KHSAA TITLE IX ATHLETICS AUDIT

10

KHSAA
Form T41
Rev. 07/01

Checklist - Overall Interscholastic Athletics Program

Areas of Compliance	ADVANTAGE TO (Respond based on Internal Evaluation by checking the appropriate column.)		
	GIRLS' PROGRAM	BOYS' PROGRAM	NEITHER PROGRAM
Equipment and Supplies			X
Scheduling of Games and Practice Time			X
Travel and Per Diem Allowances			X
Coaching			X
Locker Rooms, Practice and Competitive Facilities		X	
Medical and Training Facilities and Services			X
Publicity			X
Support Services			X
Athletic Scholarships			NA
Tutoring			NA
Housing and Dining Facilities and Services			NA
Recruitment of Student Athletes			NA

Principal's Signature:  Date: 4/11/02

11

School Name: Knott County Central High School

School Year: 2001-2002

Principal's Signature: _____

Date: 4-11-02

**2001-2002
TITLE IX**

CORRECTIVE ACTION PLAN

To complete this form, indicate the intended area which needs corrective action, the suggested change and time table for implementation. You may copy this form as needed. Please attach corrective action plans along with audit forms and submit by April 15, 2002.

ITEM FOR CORRECTION	SUGGESTED CHANGE	TIME TABLE FOR CORRECTIVE ACTION
Softball field & facilities	Facility use/construction of a softball field is currently under advisement with board of Education.	Beginning of 2002-03 softball season
To continue an increase in girls' participation in athletics.	Develop freshman teams in volleyball and softball.	2002-03 School Year
Student surveys indicate a high interest in soccer.	To develop and implement girls' and boys' soccer teams.	2002-2003 School Year

- An explanation (status report) is needed for all areas identified previously as items for correction as well as all areas currently identified as items for correction. This form shall be typed.

Principal's Signature: _____

W. C. Allen

Date: _____

4/11/02

2001-2002 INTERSCHOLASTIC ATHLETICS SURVEY
Summary Of Student Responses

School Name: Knott County Central High School
School Enrollment: 647
Date: 4-11-02
Completed By: Title IX Committee

Instructions:

1. Summarize the Student Athletics Interest Surveys Form T-61 by listing the total number of responses on the line next to each sport.
2. Under the Other Category please provide a listing of the sports as well as the number of students who are interested in participating.
3. Please sign and date the Summary Form (T-63) and mail the Summary Form only to the KHSAA by April 15, 2002. Do not mail the student surveys (Form T-61). However, these Forms should be maintained in your files in the event they are requested subsequently.

647 Number of Surveys
401 Total Returned
9-12 Grades Surveyed

How Was The Survey Administered? The survey was administered through Advisory.

Fall Sports (List Total Number of Participation Responses)

24 Cross Country (Girls)
10 Cross Country (Boys)
14 Field Hockey (Girls)
112 Football (Boys)
16 Golf (Girls)
38 Golf (Boys)
58 Soccer (Girls)
26 Soccer (Boys)
91 Volleyball (Girls)
24 Volleyball (Boys)

Winter Sport (List Total Number of Participation Responses)

87 Basketball (Girls)
112 Basketball (Boys)
77 Gymnastics (Girls)
16 Indoor Track (Girls)
16 Indoor Track (Boys)
19 Swimming & Diving (Girls)
66 Swimming & Diving (Boys)
47 Wrestling (Boys)

Spring Sport (List Total Number of Participation Responses)

<u>84</u>	Baseball (Boys)
<u>55</u>	Fast Pitch Softball (Girls)
<u>56</u>	Slow Pitch Softball (Girls)
<u>86</u>	Tennis (Girls)
<u>28</u>	Tennis (Boys)
<u>40</u>	Track (Girls)
<u>63</u>	Track (Boys)

Other Sports (From Student Survey T-61 Question 10)

Name of Sport	Number of Students Interested In Participating
<u>Boxing</u>	<u>5</u>
<u>Rugby</u>	<u>2</u>
<u>Lacrosse</u>	<u>2</u>
<u>Water Polo</u>	<u>1</u>
<u>Ice hockey</u>	<u>2</u>
<u>Ice skating</u>	<u>2</u>
<u>Ping Pong</u>	<u>8</u>
<u>Polo</u>	<u>2</u>

Number of Students who participate in Intramural Sports.
(From Student Survey T-61 Question 5)

<u>Sport</u>	<u>Number</u>
_____	_____
_____	_____
_____	_____
_____	_____
_____	_____
_____	_____

List Intramural Sports students are interested in adding:
(From Student Survey T-61 Question 6)

<u>Sport</u>	<u>Number</u>
_____	_____
_____	_____
_____	_____
_____	_____
_____	_____
_____	_____

Participation in Non-School Sports Activities
(From Student Survey T-61 Question 7)

<u>Sport</u>	<u>Number</u>
Tennis	12
Baseball	22
Softball	8
Basketball	21
Gymnastics	6
Swimming	8
Rollerblading	8
Football	15

Reasons for not participating in interscholastic athletics.
(From Survey Question 8)

<u>Response</u>	<u>Number</u>
43 I prefer other activities such as band, chorus, etc.	
138 I don't have time	
26 The practice schedules and game times are inconvenient	
35 The sport I like isn't offered	
16 It's too expensive	
5 I prefer to participate in club or intramural sports	
28 Working	
41 Other	
Speech, Clubs, Computers, Schoolwork,	
I can't get along with others	

Student Suggestions to encourage participation

[Handwritten Signature]
Principal's Signature

4/11/02
Date