


# Kentucky High School Athletic Association


## Memorandum

To: Superintendent, Principal, and Athletic Director  
From: Brigid L. DeVries, Commissioner  
Date: August 1, 2002  
Subject: 2001-2002 Annual Report Forms Submission  
School: Leslie County



Enclosed please find a copy of Form T-65, The 2001-2002 Annual Report Forms Checklist. In addition, you may find an attachment with corrected copies of the forms submitted by your school personnel. Please review this information so the forms can be completed accurately in the future. Also, KHSAA Audit Staff may have requested a re-submission of some of the 2001-2002 Annual Report Forms or need additional information on your athletic programs. Please submit this information by the date requested if this is applicable. Copies and all KHSAA Title IX documents must be kept current and included in your permanent Title IX File at the school. All documents are subject to Open Records Requests.

Should you need any further information, please do not hesitate to call anytime.



Memo

To: KHSAA Member School Superintendents, Principals, and Athletic Directors

From: Brigid L. DeVries, Commissioner

Date: July 30, 2002

Re: 2002 Title IX Forms Submission

School	Leslie County	Reviewed by	Martha Mullins
--------	---------------	-------------	----------------

The following is a status report regarding the required 2001 - 2002 Title IX submission of forms due in to the KHSAA office by April 15, 2002. Appropriate audit personnel have reviewed these forms and the following is a summary of this review.

I. Checklist of Forms properly submitted in a satisfactory manner:

<input checked="" type="checkbox"/>	GE 19 (Annual Verification)		T-35 (Budget Expenses)
<input checked="" type="checkbox"/>	T-1 (Summary Program Chart 1)		T-36 (Budget Expenses)
<input checked="" type="checkbox"/>	T-2 (Summary Program Chart 2)	<input checked="" type="checkbox"/>	T-41 (Checklist – Overall Interscholastic Program)
<input checked="" type="checkbox"/>	T-3 (Summary Program Chart 3)	<input checked="" type="checkbox"/>	T-60 (Corrective Action Plan)
<input checked="" type="checkbox"/>	T-4 (Summary Program Chart 4)	<input checked="" type="checkbox"/>	T-63 (Interscholastic Survey Results)

II. Status

A.		2001 – 2002 Forms are satisfactory and no further information or action is necessary at this time.
B.		Errors have been noted with respect to the following forms and corrected copies are being returned to you for placement in your Title IX file to ensure proper submission in the future.
C.		The following forms were omitted and must be submitted by school representatives.
D.	<input checked="" type="checkbox"/>	Other Recommendation and Comments:
		It is recommended that the Interscholastic Athletics Survey be administered to grades 8-11 rather than 9-12. Forms T-35 and T-36 had incomplete information. School personnel did not elect to estimate expenditures for spring sports. Please complete the two forms and place them in the permanent Title IX File at the school and send a copy to the KHSAA office by <b>September 1, 2002</b> .


Interpretation Notes  
G = 41%  
B = 57%

Enrollment Rates  
G = 57%  
B = 56%

**BUDGETS - PROGRAM COMPARISON CHART 1 (2001-2002)**

	equipment and supplies		travel		awards		coaches' salaries		facilities improvements		publications (if sport specific)	
	B*	E	B	E	B	E	B	E	B	E	B	E
<b>G Basketball</b>	school* booster	\$2609.51	*school	\$1101.78	*	NOT PURCHASE YET	*	** \$14,603	*		*	
<b>B Basketball</b>	\$6000.00	\$2539.30	*R	\$1544.00	*	NOT PURCHASE YET	*	** 14,548	*		*	
<b>G Softball</b>	\$18543.00	\$5845.55		\$3515.00		NPY		** 1500.00	*		*	
<b>B Baseball</b>	\$4829.53	\$2832.00		\$		NPY		** 2250.00	*		*	
<b>G Cross Country</b>	N/A	N/A	N/A	N/A	N/A	N/A	N/A	N/A	N/A	N/A	N/A	N/A
<b>B Cross Country</b>	N/A	N/A	N/A	N/A	N/A	N/A	N/A	N/A	N/A	N/A	N/A	N/A
<b>G Golf</b>	N/A	N/A	N/A	N/A	N/A	N/A	N/A	N/A	N/A	N/A	N/A	N/A
<b>B Golf</b>	N/A	N/A	N/A	N/A	N/A	N/A	N/A	N/A	N/A	N/A	N/A	N/A
<b>G Soccer</b>	N/A	N/A	N/A	N/A	N/A	N/A	N/A	N/A	N/A	N/A	N/A	N/A
<b>B Soccer</b>	N/A	N/A	N/A	N/A	N/A	N/A	N/A	N/A	N/A	N/A	N/A	N/A
<b>G Swimming</b>	N/A	N/A	N/A	N/A	N/A	N/A	N/A	N/A	N/A	N/A	N/A	N/A
<b>B Swimming</b>	N/A	N/A	N/A	N/A	N/A	N/A	N/A	N/A	N/A	N/A	N/A	N/A

\*Football allotted \$11,000.00 for budget.  
\*Girls Basketball allotted \$6000.00 budget.  
\*Boys Basketball allotted \$6000.00 budget.  
---All teams were asked to use this guideline.  
\*\*Volleyball team had its first full season, and was funded by the Board of Education for starting a new program.  
\*Softball has just begun its season.

Signature:  Date: 4-12-02

**BUDGETS - PROGRAM COMPARISON CHART 2 (2001-2002)**


	equipment and supplies		travel		awards		coaches' salaries		facilities improvements		publications (if sport specific)	
	B*	E	B	E	B	E	B	E	B	E	B	E
G Track	\$750.00			N/A				** \$2250.00				
B Track	\$750.00			N/A				** \$2250.00				
G Tennis	N/A	N/A	N/A	N/A	N/A	N/A	N/A	N/A	N/A	N/A	N/A	N/A
B Tennis	N/A	N/A	N/A	N/A	N/A	N/A	N/A	N/A	N/A	N/A	N/A	N/A
G Volleyball								\$2250.00	N/A	N/A	N/A	N/A
B Wrestling	N/A	N/A	N/A	N/A	N/A	N/A	N/A	N/A	N/A	N/A	N/A	N/A
G (list sport)	N/A	N/A	N/A	N/A	N/A	N/A	N/A	N/A	N/A	N/A	N/A	N/A
B (football)	*school 11,000.00 *booster 14661.00	\$9657.29	*	\$2225.00	*	\$730.85		** \$19,932.00	*	\$481.07	*	\$357.00
G (list sport)	N/A	N/A	N/A	N/A	N/A	N/A	N/A	N/A	N/A	N/A	N/A	N/A
B (list sport)	N/A	N/A	N/A	N/A	N/A	N/A	N/A	N/A	N/A	N/A	N/A	N/A

\* Football allotted \$11,000.00 for budget.

\*\*Coaching salaries reflect entire coaching staff for each sport.

\*\*\*Volleyball began its first full season, and the Board of Education assisted in beginning the program, except for officials and bus drivers, and fuel.

\*\*\*\*Boys/Girls Track has just begun. They obtain their funding through concession. Also, same uniforms are used from last year. Therefore, this data has not been obtained yet.

Signature: 

Date: 4-12-02

OFFICE OF THE PRINCIPAL

P. O. Box 970  
Hyden, Kentucky 41749  
Tel. (606) 672-2337  
Fax (606) 672-2858

AUG 30 2002



August 29, 2002

Brigid L. DeVries, Commissioner  
Kentucky High School Athletic Association  
2280 Executive Drive  
Lexington, KY 40505


Dear Ms. DeVries:

Upon analyzing your recommendations and comments, the attached forms (T-35 and T-36) are being re-submitted. Please place them in our Title IX file on behalf of Leslie County High School. Please disregard the previous forms, due to incomplete and inaccurate information.


Also, another recommendation, which was stated in your report, was to administer the Athletics Survey to Grades 8-11. Therefore, in preparation for the 2002-2003 report, the surveys have already been administered to the 8<sup>th</sup> grade.

We, Leslie County High School, apologize for any inconvenience this may have caused. Please feel free to contact us at your convenience if any additional information is required.

Sincerely,

  
Ormus Shepherd, Principal  
Leslie County High School

OS:kac  
Enc. T-35 and T-36 Forms



Memo

To: KHSAA Member School Superintendents, Principals, and Athletic Directors

From: Brigid L. DeVries, Commissioner

Date: July 30, 2002

Re: 2002 Title IX Forms Submission

School	Leslie County	Reviewed by	Martha Mullins
--------	---------------	-------------	----------------

The following is a status report regarding the required 2001 - 2002 Title IX submission of forms due in to the KHSAA office by April 15, 2002. Appropriate audit personnel have reviewed these forms and the following is a summary of this review.

I. Checklist of Forms properly submitted in a satisfactory manner:

<input checked="" type="checkbox"/>	GE 19 (Annual Verification)		T-35 (Budget Expenses)
<input checked="" type="checkbox"/>	T-1 (Summary Program Chart 1)		T-36 (Budget Expenses)
<input checked="" type="checkbox"/>	T-2 (Summary Program Chart 2)	<input checked="" type="checkbox"/>	T-41 (Checklist - Overall Interscholastic Program)
<input checked="" type="checkbox"/>	T-3 (Summary Program Chart 3)	<input checked="" type="checkbox"/>	T-60 (Corrective Action Plan)
<input checked="" type="checkbox"/>	T-4 (Summary Program Chart 4)	<input checked="" type="checkbox"/>	T-63 (Interscholastic Survey Results)

II. Status

A.		2001 - 2002 Forms are satisfactory and no further information or action is necessary at this time.
B.		Errors have been noted with respect to the following forms and corrected copies are being returned to you for placement in your Title IX file to ensure proper submission in the future.
C.		The following forms were omitted and must be submitted by school representatives.
D.	<input checked="" type="checkbox"/>	Other Recommendation and Comments: It is recommended that the Interscholastic Athletics Survey be administered to grades 8-11 rather than 9-12. Forms T-35 and T-36 had incomplete information. School personnel did not elect to estimate expenditures for spring sports. Please complete the two forms and place them in the permanent Title IX File at the school and send a copy to the KHSAA office by <b>September 1, 2002</b> .

Forms re-submitted: T-35 and T-36

Athletic survey: Already submitted to 8<sup>th</sup> Grades for 2002-2003 report

*Paola...*  
 $G = 4190$   
 $B = 5990$

*Sub...*  
 $G = 4490$   
 $B = 5290$

**BUDGETS - PROGRAM COMPARISON CHART 1 (2001-2002)**

	equipment and supplies		travel		awards		coaches' salaries		facilities improvements		publications (if sport specific)	
	B*	F	B	F	B	F	B	F	B	F	B	F
<b>G Basketball</b>	School: 6000.00 booster: \$777.50	\$2609.51	School	\$1876.86	School*	\$1,163.50	*	** \$14,603	*	N/A	*	\$506.00
<b>B Basketball</b>	School: \$6000.00 Booster: 18,543.00	\$2455.24	School	\$1239.64	School *	\$873.30	*	** 14,548	*	N/A	*	N/A
<b>G Softball</b>	Booster: \$4829.53	\$663.90	School	\$956.00	N/A	N/A	** 2250.00	** 2250.00	N/A	N/A	N/A	N/A
<b>B Baseball</b>	Booster: \$4829.53	\$2,832.00	School	\$1205.20	Boosters	\$320.00	** 2250.00	** 2250.00	N/A	N/A	N/A	N/A
<b>G Cross Country</b>	N/A	N/A	N/A	N/A	N/A	N/A	N/A	N/A	N/A	N/A	N/A	N/A
<b>B Cross Country</b>	N/A	N/A	N/A	N/A	N/A	N/A	N/A	N/A	N/A	N/A	N/A	N/A
<b>G Golf</b>	N/A	N/A	N/A	N/A	N/A	N/A	N/A	N/A	N/A	N/A	N/A	N/A
<b>B Golf</b>	N/A	N/A	N/A	N/A	N/A	N/A	N/A	N/A	N/A	N/A	N/A	N/A
<b>G Soccer</b>	N/A	N/A	N/A	N/A	N/A	N/A	N/A	N/A	N/A	N/A	N/A	N/A
<b>B Soccer</b>	N/A	N/A	N/A	N/A	N/A	N/A	N/A	N/A	N/A	N/A	N/A	N/A
<b>G Swimming</b>	N/A	N/A	N/A	N/A	N/A	N/A	N/A	N/A	N/A	N/A	N/A	N/A
<b>B Swimming</b>	N/A	N/A	N/A	N/A	N/A	N/A	N/A	N/A	N/A	N/A	N/A	N/A

$G = 1,542 (4490)$   
 $B = 1,924 (5290)$   
 $G = 21,353 (3590)$   
 $B = 38,980 (6590)$   
 $G = 506 (5990)$   
 $B = 357 (4190)$

\*Football allotted \$11,000.00 for budget.  
 \*\* Girls Basketball allotted \$6000.00 for budget.  
 \*\*\*Boys Basketball allotted \$6000.00 for budget.  
 \*\*\*\*Coaching salaries reflect entire coaching staff for each sport.  
 \*\*\*\*\*Volleyball began its first full season, and the Board of Education funded the program.  
 ---All teams were asked to use this guideline.

Signature:

*[Handwritten signatures]*

Date:

*[Handwritten date]*

$G = 14,375$   
 $B = 29,638$   
 $44,033$

$G = 7394 (5890)$   
 $B = 12,031 (6290)$   
 $19,425$

$G = 45,170 (3590)$   
 $B = 82,936 (6590)$


128,120

**BUDGETS - PROGRAM COMPARISON CHART 2 (2001-2002)**

	equipment and supplies		travel		awards		coaches' salaries		facilities improvements		publications (if sport specific)	
	B*	E	B	E	B	E	B	E	B	E	B	E
<b>G Track</b>	School: Booster:	None None	Board: School:	\$384.25 \$382.50	N/A N/A	N/A N/A		** \$2250.00	N/A N/A	N/A N/A	N/A N/A	N/A N/A
<b>B Track</b>	School: Booster:	None None	Board: School:	\$384.25 \$382.50	N/A N/A	N/A N/A		** \$2250.00	N/A N/A	N/A N/A	N/A N/A	N/A N/A
<b>G Tennis</b>	N/A	N/A	N/A	N/A	N/A	N/A	N/A	N/A	N/A	N/A	N/A	N/A
<b>B Tennis</b>	N/A	N/A	N/A	N/A	N/A	N/A	N/A	N/A	N/A	N/A	N/A	N/A
<b>G Volleyball</b>	Board:	\$10,343.44	Board:	\$1,310.96	Boosters:	57.75		\$ 2250.00	N/A	N/A	N/A	N/A
<b>B Wrestling</b>	N/A	N/A	N/A	N/A	N/A	N/A	N/A	N/A	N/A	N/A	N/A	N/A
<b>G (list sport)</b>	N/A	N/A	N/A	N/A	N/A	N/A	N/A	N/A	N/A	N/A	N/A	N/A
<b>B (football)</b>	School: \$11,000 Booster: 14,661.00	\$9657.29	*	\$5304.11	*	\$730.85		** \$19,932.00	*	\$481.07	*	\$357.00
<b>G (list sport)</b>	N/A	N/A	N/A	N/A	N/A	N/A	N/A	N/A	N/A	N/A	N/A	N/A
<b>B (list sport)</b>	N/A	N/A	N/A	N/A	N/A	N/A	N/A	N/A	N/A	N/A	N/A	N/A

\*Football allotted \$11,000.00 for budget.  
 \*\* Girls Basketball allotted \$6000.00 for budget.  
 \*\*\*Boys Basketball allotted \$6000.00 for budget.  
 \*\*\*\*Coaching salaries reflect entire coaching staff for each sport.  
 \*\*\*\*\*Volleyball began its first full season, and the Board of Education funded the program.  
 ---All teams were asked to use this guideline

Signature:



Date:

8-29-02



Brigid DeVries, Commissioner  
KHSAA  
2280 Executive Drive  
Lexington, KY 40505

AUG 23 2002

Dear Ms. DeVries:


The 14<sup>th</sup> Region Policy Board has met and adopted a rotation plan for Regional Tournaments in Basketball. A plan has been adopted for Boys and Girls play. The adoption is as follows:


**BOYS:**

2003 Powell County H.S.  
2004 Breathitt County H.S.  
2005 Hazard H.S.  
2006 Knott County Central H.S.  
2007 Perry Central H.S.  
2008 Rotation begins again

**GIRLS:**

2003 Jenkins H.S.  
2004 Breathitt County H.S.  
2005 Perry Central H.S.  
2006 Leslie County H.S.  
2007 Knott County Central H.S.  
2008 Powell County H.S.  
2009 Hazard High H.S.  
2010 Rotation begins again

  
\_\_\_\_\_  
Don Hall, Basketball Assignment Secretary

  
\_\_\_\_\_  
Omus Shepherd, Chairman 14<sup>th</sup> Region Policy Board

Present Policy Board consented they will support Letcher County Central High School being put in the rotation for the boys region the year their new gym is open. Facility must have 3500 or more seats to qualify for the boys region and 2500 or more for the girls region. They would be put in at the end of the girls regional rotation.

**Leslie County High School**  
**P.O. Box 970**  
**Hyden, Kentucky 41749**  
**Office Phone 606-672-2337**  
**Fax No. 606-672-2858**

# ***FAX COVER SHEET***

**Date of Transmission:** 8-29-02

**Attention of:** Brigid L. DeVries

**Fax Number:** (859) 293-5999

**From:** Leslie County High School  
Fax No. 606-672-2858

**Re:** Re-submission of Title IX Forms (T-35 and T-36)

**Total Pages Including This Page:** 5

**Comments:** Thank-you

---

---

## OFFICE OF THE PRINCIPAL

P. O. Box 970  
Hyden, Kentucky 41749  
Tel. (606) 672-2337  
Fax (606) 672-2858



August 29, 2002

Brigid L. DeVries, Commissioner  
Kentucky High School Athletic Association  
2280 Executive Drive  
Lexington, KY 40505

Dear Ms. DeVries:

Upon analyzing your recommendations and comments, the attached forms (T-35 and T-36) are being re-submitted. Please place them in our Title IX file on behalf of Leslie County High School. Please disregard the previous forms, due to incomplete and inaccurate information.

Also, another recommendation, which was stated in your report, was to administer the Athletics Survey to Grades 8-11. Therefore, in preparation for the 2002-2003 report, the surveys have already been administered to the 8<sup>th</sup> grade.


We, Leslie County High School, apologize for any inconvenience this may have caused. Please feel free to contact us at your convenience if any additional information is required.

Sincerely,

Omus Shepherd, Principal  
Leslie County High School

OS:kac  
Enc. T-35 and T-36 Forms

KHSAA  
Form T65  
3/27/02



Memo

To: KHSAA Member School Superintendents, Principals, and Athletic Directors

From: Brigid L. DeVries, Commissioner

Date: July 30, 2002

Re: 2002 Title IX Forms Submission

School	Leslie County	Reviewed by	Martha Mullins
--------	---------------	-------------	----------------

The following is a status report regarding the required 2001 - 2002 Title IX submission of forms due in to the KHSAA office by April 15, 2002. Appropriate audit personnel have reviewed these forms and the following is a summary of this review.

I. Checklist of Forms properly submitted in a satisfactory manner:

<input checked="" type="checkbox"/>	GE 19 (Annual Verification)		T-35 (Budget Expenses)
<input checked="" type="checkbox"/>	T-1 (Summary Program Chart 1)		T-36 (Budget Expenses)
<input checked="" type="checkbox"/>	T-2 (Summary Program Chart 2)	<input checked="" type="checkbox"/>	T-41 (Checklist - Overall Interscholastic Program)
<input checked="" type="checkbox"/>	T-3 (Summary Program Chart 3)	<input checked="" type="checkbox"/>	T-60 (Corrective Action Plan)
<input checked="" type="checkbox"/>	T-4 (Summary Program Chart 4)	<input checked="" type="checkbox"/>	T-63 (Interscholastic Survey Results)

II. Status

A.		2001 - 2002 Forms are satisfactory and no further information or action is necessary at this time.
B.		Errors have been noted with respect to the following forms and corrected copies are being returned to you for placement in your Title IX file to ensure proper submission in the future.
C.		The following forms were omitted and must be submitted by school representatives.
D.	<input checked="" type="checkbox"/>	Other Recommendation and Comments: It is recommended that the Interscholastic Athletics Survey be administered to grades 8-11 rather than 9-12. Forms T-35 and T-36 had incomplete information. School personnel did not elect to estimate expenditures for spring sports. Please complete the two forms and place them in the permanent Title IX File at the school and send a copy to the KHSAA office by <b>September 1, 2002</b> .


Forms re-submitted: T-35 and T-36

Athletic Survey: Already submitted to 8<sup>th</sup> Grades for 2002-2003 report

**BUDGETS - PROGRAM COMPARISON CHART 1 (2001-2002)**

	equipment and supplies		travel		awards		coaches' salaries		facilities improvements		publications (if sport specific)	
	B*	E	B	E	B	E	B	E	B	E	B	E
<b>G Basketball</b>	school: 6000.00 booster: \$777.50	\$2609.51	School	\$1876.86	School*	\$1,163.50	*	** \$14,603	*	N/A	*	\$506.00
<b>B Basketball</b>	School: \$6000.00 Booster: 18,543.00	\$2435.24	School	\$1239.64	School *	\$873.30	*	** 14,548	*	N/A	*	N/A
<b>G Softball</b>	Booster: \$4829.53	\$5845.55	School	\$3515.00	N/A	N/A	**	** 2250.00	N/A	N/A	N/A	N/A
<b>B Baseball</b>	Booster: \$2,832.00	\$663.90	School	\$956.00	Boosters	\$320.00	** 2250.00	N/A	N/A	N/A	N/A	N/A
<b>G Cross Country</b>	N/A	N/A	N/A	N/A	N/A	N/A	N/A	N/A	N/A	N/A	N/A	N/A
<b>B Cross Country</b>	N/A	N/A	N/A	N/A	N/A	N/A	N/A	N/A	N/A	N/A	N/A	N/A
<b>G Golf</b>	N/A	N/A	N/A	N/A	N/A	N/A	N/A	N/A	N/A	N/A	N/A	N/A
<b>B Golf</b>	N/A	N/A	N/A	N/A	N/A	N/A	N/A	N/A	N/A	N/A	N/A	N/A
<b>G Soccer</b>	N/A	N/A	N/A	N/A	N/A	N/A	N/A	N/A	N/A	N/A	N/A	N/A
<b>B Soccer</b>	N/A	N/A	N/A	N/A	N/A	N/A	N/A	N/A	N/A	N/A	N/A	N/A
<b>G Swimming</b>	N/A	N/A	N/A	N/A	N/A	N/A	N/A	N/A	N/A	N/A	N/A	N/A
<b>B Swimming</b>	N/A	N/A	N/A	N/A	N/A	N/A	N/A	N/A	N/A	N/A	N/A	N/A

\*Football allotted \$11,000.00 for budget.  
 \*\* Girls Basketball allotted \$6000.00 for budget.  
 \*\*\*Boys Basketball allotted \$6000.00 for budget.  
 \*\*\*\*Coaching salaries reflect entire coaching staff for each sport.  
 \*\*\*\*\*Volleyball began its first full season, and the Board of Education funded the program.  
 ---All teams were asked to use this guideline.

Signature: 


Date: 8-29-02

**BUDGETS - PROGRAM COMPARISON CHART 2 (2001-2002)**

	equipment and supplies		travel		awards		coaches' salaries		facilities improvements		publications (if sport specific)	
	B*	E	B	E	B	E	B	E	B	E	B	E
<b>G Track</b>	School: Booster:	None None	Board: School:	\$384.25 \$382.50	N/A N/A	N/A N/A	B E	** **	N/A N/A	N/A N/A	N/A N/A	N/A N/A
<b>B Track</b>	School: Booster:	None None	Board: School:	\$384.25 \$382.50	N/A N/A	N/A N/A	B E	** **	N/A N/A	N/A N/A	N/A N/A	N/A N/A
<b>G Tennis</b>	N/A	N/A	N/A	N/A	N/A	N/A	B E	N/A N/A	N/A N/A	N/A N/A	N/A N/A	N/A N/A
<b>B Tennis</b>	N/A	N/A	N/A	N/A	N/A	N/A	B E	N/A N/A	N/A N/A	N/A N/A	N/A N/A	N/A N/A
<b>G Volleyball</b>	Board:	\$10,343.44	Board:	\$1,310.96	Boosters:	57.75	B E	\$2250.00 N/A	N/A N/A	N/A N/A	N/A N/A	N/A N/A
<b>B Wrestling</b>	N/A	N/A	N/A	N/A	N/A	N/A	B E	N/A N/A	N/A N/A	N/A N/A	N/A N/A	N/A N/A
<b>G (list sport)</b>	N/A	N/A	N/A	N/A	N/A	N/A	B E	N/A N/A	N/A N/A	N/A N/A	N/A N/A	N/A N/A
<b>B (football)</b>	School: \$11,000 Booster: 14,561.00	\$9657.29	*	\$5304.11	*	\$730.85	B E	** **	N/A N/A	*	\$481.07	*
<b>G (list sport)</b>	N/A	N/A	N/A	N/A	N/A	N/A	B E	N/A N/A	N/A N/A	N/A N/A	N/A N/A	N/A N/A
<b>B (list sport)</b>	N/A	N/A	N/A	N/A	N/A	N/A	B E	N/A N/A	N/A N/A	N/A N/A	N/A N/A	N/A N/A

\*Football allotted \$11,000.00 for budget.  
 \*\* Girls Basketball allotted \$6000.00 for budget.  
 \*\*\*Boys Basketball allotted \$6000.00 for budget.  
 \*\*\*\*Coaching salaries reflect entire coaching staff for each sport.  
 \*\*\*\*\*Volleyball began its first full season, and the Board of Education funded the program.  
 ---All teams were asked to use this guideline.

Signature:



Date:

8-29-02



**2001-2002 KENTUCKY HIGH SCHOOL ATHLETIC ASSOCIATION  
ANNUAL VERIFICATION OF TITLE IX PROCEDURES  
(To be submitted by April 15, 2002 along with other required forms)**

The Leslie County High School, Hyden, Kentucky  
(Name of High School) (City)

certifies to the Kentucky High School Athletic Association that the following is an accurate and true representation of the facts surrounding compliance with Title 20, U.S.C. Titles 1681-1688, et. Seq. (also known as Title IX)

**I certify the following provisions in accordance with records at the school contained in the permanent Title IX file, and to the best of my knowledge have completed the following tasks. (All boxes must be checked)**

- Established a gender equity committee at the high school. (list committee personnel and provide attachment if necessary)

Name	Address	Phone	Title
See attached sheet titled, "Title IX Committee--2001-2002"			

- Scheduled a minimum of three meetings during the 2001-2002 school year on the following dates:  
See attached sheet titled, "Title IX-Record of Meeting Dates"

- Designated the following person(s) as the Title IX coordinator for the school/district:  

Barbara Hoskins, Federal Programs Coordinator	P.O. Box 949, School St. Hyden, KY 41749	(606)672-2397
Name	Title	Phone

- School personnel are continuing to make periodic reviews of the boys and girls athletics program reflected in the Corrective Action Plan.

- In addition to the above information, the above referenced school maintains a complete permanent file relative to Title IX records including copies of the self-assessment audit, all corrective action plans, and other related materials.

Ann Shepherd  
Principal's Signature

April 12, 2002  
Date

Thomas J. Semore  
Superintendent Signature

Marcus R. Duff  
School Board Chairpersons' Signature

(Send original copy to KHSAA - Maintain duplicate in Title IX school folder)

# TITLE IX COMMITTEE

## 2001-2002

Committee Member	Address	Phone
Vicki Buckle (Guidance)	Box 970 Hyden, KY 41749	(606) 672-2337 School
Britany Barger (Student)	Box 970 Hyden, KY 41749	(606) 672-2337 School
Dana Coots (Middle School)	P.O. Box 965 Hyden, KY 41749	(606) 672-5580 School
Chris Combs (Student)	Box 970 Hyden, KY 41749	(606) 672-2337 School
Kim Cornett (High School)	Box 970 Hyden, KY 41749	(606) 672-2337 School
Armilda Hoskins (Middle School)	P.O. Box 965 Hyden, KY 41749	(606) 672-5580 School
Barbara Hoskins (Board of Education)	P.O. Box 949, School St. Hyden, KY 41749	(606) 672-2397 Board of Ed.
Heather Benton (Student)	Box 970 Hyden, KY 41749	(606) 672-2337 School
David Lewis (Office)	Box 970 Hyden, KY 41749	(606) 672-2337 School
Russell Melton (Middle School)	P.O. Box 965 Hyden, KY 41749	(606) 672-5580 School
Eva Ruth Morgan (High School)	Box 970 Hyden, KY 41749	(606) 672-2337 School
Roy Napier (Middle School)	P.O. Box 965 Hyden, KY 41749	(606) 672-5580 School
Sharon Napier (Cafeteria)	Box 970 Hyden, KY 41749	(606) 672-2337 School
Omus Shepherd (High School)	Box 970 Hyden, KY 41749	(606) 672-2337 School
Larry Sparks (High School)	Box 970 Hyden, KY 41749	(606) 672-2337 School
Ronnie Stidham (High School)	Box 970 Hyden, KY 41749	(606) 672-2337 School
Hoover, Ron (High School)	P.O. Box 965 Hyden, KY 41749	(606) 672-5580 School
Tim Koogler (High School)	Box 970 Hyden, KY 41749	(606) 672-2337 School



ACCOMODATION OF INTERESTS AND ABILITIESSUMMARY PROGRAM CHART 1  
(2001-2002)Participation Opportunities Test One

Program	Enrollment (1)	Percentage of Total Enrollment (3)	Number of Interscholastic Participants (double and triple count) (4)	Percent of Total Participation (5)
<b>GIRLS</b>	**293	44.2%	141	41%
<b>BOYS</b>	**370	55.8%	205	59%
<b>Totals</b>	**663	100%	346	100%

**\*\*NOTE: STUDENT ENROLLMENT DATA AS OF 3-25-02**Signature: *Diana Shepherd*Date: 4-3-02

2001-2002  
ACCOMMODATION OF INTERESTS AND ABILITIES  
SUMMARY PROGRAM CHART 2

PARTICIPATION OPPORTUNITIES TEST TWO

		<u>COLUMN 1</u>	<u>COLUMN 2</u>	<u>COLUMN 3</u>	<u>COLUMN 4</u>	<u>COLUMN 5</u>
<b>PROGRAM</b>		<b>NUMBER OF TEAMS CURRENTLY OFFERED</b>	<b>NUMBER OF PARTICIPANTS</b>	<b>NUMBER OF TEAMS ADDED IN LAST FIVE YEARS</b>	<b>NUMBER OF PARTICIPANTS ADDED IN LAST FIVE YEARS</b>	<b>PERCENT OF TOTAL PARTICIPANTS BY SEX ADDED IN LAST 5 YEARS</b>
<b>GIRLS</b>						
____ ROW 1	VARSL:	4	86	1	10	12%
____ ROW 2	J.V.:	3	40	2	20 (2001) + 14 (2002) = 34	85%
____ ROW 3	FROSH:	1	15	0	N/A	N/A
____ ROW 4	TOTAL:	8	141	0	N/A	N/A
<b>BOYS</b>						
____ ROW 5	VARSL:	4	133	0	N/A	N/A
____ ROW 6	J.V.:	3	54	0	N/A	N/A
____ ROW 7	FROSH:	2	18	0	N/A	N/A
____ ROW 8	TOTAL:	9	205	0	N/A	N/A

PRINCIPAL'S SIGNATURE

*Chris Shepherd* DATE: 4-3-02

2001-2002  
ACCOMODATIONS OF INTERESTS AND ABILITIES  
SUMMARY PROGRAM CHART 3

**Participation Opportunities Test Three**

For any question answered "YES" identify the respective sport(s).

	GIRLS (YES/NO)		BOYS (YES/NO)
1. Is there an intramural team offered in a sport not now available in the interscholastic athletics program? (YES or NO)	NO		NO
2. For a sport <u>not</u> currently offered, is there sufficient interest to form a viable interscholastic team based on participation On an intramural team or community recreation teams? (YES or NO)	NO		NO
3. For a sport currently offered, is there enough interest to Form a viable team for a junior varsity, freshman, or Other interscholastic level that is not currently offered? (YES or NO)	YES (THIS DETERMINED BY CORRECTIVE ACTION PLAN) J.V. GIRLS SOFTBALL		NO
4. If you answered yes to question one, two, or three, are There enough other high schools in your school's normal Competitive region offering the sport and competitive Level of sport to constitute enough competition for a Reasonable competitive schedule? (YES or NO)	YES		NO

Signature: \_\_\_\_\_

*Chris Shepherd*


Date: \_\_\_\_\_

4-3-02

2001-2002  
ACCOMMODATION OF INTERESTS AND ABILITIES  
SUMMARY PROGRAM CHART 4

LEVELS OF COMPETITION TEST ONE

		(COLUMN 1)	(COLUMN 2)
	TEAM LEVELS	GIRLS	BOYS
ROW 1	TOTAL NUMBER OF ATHLETIC PARTICIPANTS IN ALL LEVELS	141	205
ROW 2	NUMBER OF VARSITY TEAM OFFERED	4	4
ROW 3	NUMER OF PARTICIPANTS ON ALL VARSITY TEAMS	86	133
ROW 4	PERCENTAGE OF TOTAL VARSITY PARTICIPANTS BY SEX	61%	65%
ROW 5	NUMBER OF JUNIOR VARSITY TEAMS OFFERED	3	3
ROW 6	NUMBRE OF PARTICIPANTS ON ALL JUNIOR VARSITY TEAMS	40	54
ROW 7	PERCENTAGE OF TOTAL JUNIOR VARSITY PARTICIPANTS BY SEX	28%	26%
ROW 8	NUMBER OF FRESHMAN TEAMS OFFERED	1	2
ROW 9	NUMBERS OF PARTICIPANTS ON ALL FRESHMAN TEAMS	15	18
ROW 10	PERCENTAGE OF TOTAL FRESHMAN PARTICIPANTS BY SEX	11%	9%

PRINCIPAL'S SIGNATURE  DATE: 4-3-02

Participation Ratio  
G = 41.20  
B = 57.20

Enrollment Ratio  
G = 44.20  
B = 56.20

**BUDGETS - PROGRAM COMPARISON CHART 1 (2001-2002)**

	equipment and supplies		travel		awards		coaches' salaries		facilities improvements		publications (if sport specific)	
	B*	E	B	E	B	E	B	E	B	E	B	E
<b>G Basketball</b>	school* booster	\$2609.51 \$777.50	*school *BOOSTER	\$ 1101.78 \$2482.50	*	NOT PURCHASE YET	*	** \$14,603	*		*	
<b>B Basketball</b>	\$6000.00	\$2539.30	*	\$1544.00	*	NOT PURCHASE YET	*	** 14,548	*		*	
<b>G Softball</b>	\$18543.00	\$5845.55		\$3515.00		NPY		** 1500.00	*		*	
<b>B Baseball</b>	\$4829.53	\$2832.00		\$		NPY		** 2250.00	*		*	
<b>G Cross Country</b>	N/A	N/A	N/A	N/A	N/A	N/A	N/A	N/A	N/A	N/A	N/A	N/A
<b>B Cross Country</b>	N/A	N/A	N/A	N/A	N/A	N/A	N/A	N/A	N/A	N/A	N/A	N/A
<b>G Golf</b>	N/A	N/A	N/A	N/A	N/A	N/A	N/A	N/A	N/A	N/A	N/A	N/A
<b>B Golf</b>	N/A	N/A	N/A	N/A	N/A	N/A	N/A	N/A	N/A	N/A	N/A	N/A
<b>G Soccer</b>	N/A	N/A	N/A	N/A	N/A	N/A	N/A	N/A	N/A	N/A	N/A	N/A
<b>B Soccer</b>	N/A	N/A	N/A	N/A	N/A	N/A	N/A	N/A	N/A	N/A	N/A	N/A
<b>G Swimming</b>	N/A	N/A	N/A	N/A	N/A	N/A	N/A	N/A	N/A	N/A	N/A	N/A
<b>B Swimming</b>	N/A	N/A	N/A	N/A	N/A	N/A	N/A	N/A	N/A	N/A	N/A	N/A

\*Football allotted \$11,000.00 for budget.  
 \*Girls Basketball allotted \$6000.00 budget.  
 \*Boys Basketball allotted \$6000.00 budget.  
 ---All teams were asked to use this guideline.  
 \*\*Volleyball team had its first full season, and was funded by the Board of Education for starting a new program.  
 \*Softball has just begun its season.

*Alma J. [Signature]*

Signature: \_\_\_\_\_ Date: 4-12-02

**BUDGETS – PROGRAM COMPARISON CHART 2 (2001-2002)**

	equipment and supplies		travel		awards		coaches' salaries		facilities improvements		publications (if sport specific)			
	B*	E	B	E	B	E	B	E	B	E	B	E	E	
<b>G Track</b>	\$750.00			N/A				**						
<b>B Track</b>	\$750.00			N/A				**						
<b>G Tennis</b>	N/A	N/A	N/A	N/A	N/A	N/A	N/A	N/A	N/A	N/A	N/A	N/A	N/A	N/A
<b>B Tennis</b>	N/A	N/A	N/A	N/A	N/A	N/A	N/A	N/A	N/A	N/A	N/A	N/A	N/A	N/A
<b>G Volleyball</b>								\$2250.00						
<b>B Wrestling</b>	N/A	N/A	N/A	N/A	N/A	N/A	N/A	N/A	N/A	N/A	N/A	N/A	N/A	N/A
<b>G (list sport)</b>	N/A	N/A	N/A	N/A	N/A	N/A	N/A	N/A	N/A	N/A	N/A	N/A	N/A	N/A
<b>B (football)</b>	*school 11,000.00 *booster 14661.00	\$9657.29	*	\$2225.00	*	\$730.85		**	\$19,932.00	*	\$481.07	*	\$357.00	
<b>G (list sport)</b>	N/A	N/A	N/A	N/A	N/A	N/A	N/A	N/A	N/A	N/A	N/A	N/A	N/A	N/A
<b>B (list sport)</b>	N/A	N/A	N/A	N/A	N/A	N/A	N/A	N/A	N/A	N/A	N/A	N/A	N/A	N/A

\* Football allotted \$11,000.00 for budget.

\*\* Coaching salaries reflect entire coaching staff for each sport.

\*\*\* Volleyball began its first full season, and the Board of Education assisted in beginning the program, except for officials and bus drivers, and fuel.

\*\*\*\* Boys/Girls Track has just begun. They obtain their funding through concession. Also, same uniforms are used from last year. Therefore, this data has not been obtained yet.

Signature:  Date: 4-12-02

**2001-2002 KHSAA TITLE IX ATHLETICS AUDIT****CHECKLIST-OVERALL INTERSCHOLASTIC ATHLETICS PROGRAM**

BENEFIT	ADVANTAGE TO		
	GIRLS' PROGRAM	BOYS' PROGRAM	NEITHER PROGRAM (Compliance)
Accommodation of Interests and Abilities		Boys	
Equipment and Supplies		Boys	
Scheduling of Games and Practice Time			Neither
Travel and Per Diem Allowances			Neither
Coaching		Boys	
Locker Rooms, Practice and Competitive Facilities			Neither
Medical and Training Facilities and Services			Neither
Publicity			Neither
Support Services			Neither
Athletic Scholarships**	N/A	N/A	N/A
Tutoring**			Neither
Housing and Dining Facilities and Services**			Neither
Recruitment of Student Athletes**	N/A	N/A	N/A

\*\* Athletic scholarships, tutoring specifically for athletes, housing and dining facilities and services, and recruitment of student athletes are usually not relevant at the high school level.

Signature: Omur Sheh Date: 4-12-02

**TITLE IX  
CORRECTIVE ACTION PLAN  
2001-2002**

To utilize this form indicate the intended area which needs corrective action and the suggested change time table for implementation. You may copy this form as needed. Please attach corrective action plans along with audit forms and submit by June 30.

ITEM FOR CORRECTION	SUGGESTED CHANGE	TIME TABLE FOR CORRECTIVE ACTION
<p><b>II. Accommodation of Interest and Abilities</b></p> <p>A1. Based on a low percentage of J.V. girl participants, data reflects A need for a girl's junior varsity Team for a girl's spring sport.</p>	<p><b>II. Accommodation of Interest and Abilities</b></p> <p>A2. For an existing spring sport, there is enough interest to form a J.V. girl's softball team to equalize the number of athletic participants at the J.V. level for females and males.</p>	<p><b>*Estimated implementation date:</b></p> <p>A1: Spring 2002</p>



**TITLE IX  
CORRECTIVE ACTION PLAN  
2001-2002**

To utilize this form indicate the intended area which needs corrective action and the suggested change time table for implementation. You may copy this form as needed. Please attach corrective action plans along with audit forms and submit by June 30.

ITEM FOR CORRECTION	SUGGESTED CHANGE	TIME TABLE FOR CORRECTIVE ACTION
<p><b>III. Equipment and Supplies Analysis</b></p> <p>A1. Accurate inventory of equipment and supplies are not being updated.</p> <p>A2. Formulation of Policy for equipment and uniform replacement schedules.</p>	<p><b>III. Equipment and Supplies Analysis</b></p> <p>A1. A standard inventory form will be used to account for all materials and supplies twice per year (prior to season and end of season).</p> <p>A2. A policy will clearly specify the procedure and contact personnel before replacing uniforms/equipment.</p>	<p><b>*Estimated implementation date:</b></p> <p>A1. August 2002</p> <p>A.2 August 2002</p>

**TITLE IX  
CORRECTIVE ACTION PLAN  
2001-2002**

To utilize this form indicate the intended area which needs corrective action and the suggested change time table for implementation. You may copy this form as needed. Please attach corrective action plans along with audit forms and submit by June 30.

ITEM FOR CORRECTION	SUGGESTED CHANGE	TIME TABLE FOR CORRECTIVE ACTION
<p><b>IV. Scheduling of games and practice times analysis</b></p> <p>A1. Scheduling of games does not allow for availability to play on a particular day of the week.</p> <p>A2. An abundance of practice and game scheduling problems arise due to two schools using same gymnasium.</p> <p>A3. Poor community involvement at specific sporting events, such as basketball.</p>	<p><b>IV. Scheduling of games and practice times analysis</b></p> <p>A1. Coaches will work cooperatively and follow a guideline for scheduling purposes to help regulate equitable days and times for a particular sport.</p> <p>A2. Provide an additional facility to accommodate Middle School athletic events.</p> <p>A3. Increase number of double-header basketball games played Friday or Saturday nights to accommodate community involvement/attendance at school sporting events.</p>	<p><b>*Estimated implementation date:</b></p> <p>A1. Spring 2002</p> <p>A2. Fall 2005</p> <p>A3. Fall 2002</p>

**TITLE IX  
CORRECTIVE ACTION PLAN  
2001-2002**

To utilize this form indicate the intended area which needs corrective action and the suggested change time table for implementation. You may copy this form as needed. Please attach corrective action plans along with audit forms and submit by June 30.

ITEM FOR CORRECTION	SUGGESTED CHANGE	TIME TABLE FOR CORRECTIVE ACTION
<p><b>VI. Coaching</b></p> <p>A1. There is an uneven distribution of coaches allotted across programs due to the higher percentage of male participants, specifically in football.</p>	<p><b>VI. Coaching</b></p> <p>A1. Increase the number of female participants in our athletic program to justify the increase in coaching staff allotted to programs specifically for females.</p>	<p><b>*Estimated implementation date:</b> A1. Spring 2002</p>

**TITLE IX  
CORRECTIVE ACTION PLAN  
2001-2002**

To utilize this form indicate the intended area which needs corrective action and the suggested change time table for implementation. You may copy this form as needed. Please attach corrective action plans along with audit forms and submit by June 30.

ITEM FOR CORRECTION	SUGGESTED CHANGE	TIME TABLE FOR CORRECTIVE ACTION
<p><b>VII. Locker rooms, practice and competitive facilities analysis</b></p> <p>A1. Existing locker rooms are not being fully utilized to accommodate all teams.</p> <p>A2. There is insufficient storage areas and accommodations for various teams.</p>	<p><b>VII. Locker rooms, practice and competitive facilities analysis</b></p> <p>A1. Each high school sport will have its own designated locker room.</p> <p>A2. A storage building will be accessible to allow extra storage per sport.</p>	<p><b>*Estimated implementation date:</b></p> <p>A1. Dec. 2000</p> <p>A2. Spring/Fall 2001</p>

**TITLE IX  
CORRECTIVE ACTION PLAN  
2001-2002**

To utilize this form indicate the intended area which needs corrective action and the suggested change time table for implementation. You may copy this form as needed. Please attach corrective action plans along with audit forms and submit by June 30.

ITEM FOR CORRECTION	SUGGESTED CHANGE	TIME TABLE FOR CORRECTIVE ACTION
<p><b>VIII. Medical and Training Facilities and Services</b></p> <p>A1. Training facilities for programs other than football and track are unsuitable.</p> <p>A2. Existing weight room facility is not being utilized to benefit all programs equitably.</p> <p>A3. Medical staff or trainers are not present at all athletic events.</p>	<p><b>VII. Medical and Training Facilities and Services</b></p> <p>A1. A suitable training facility will be established in a place appropriate and convenient for use for all other programs.</p> <p>A2. A rotating schedule will be established and posted for all programs to have ample opportunity to benefit from existing facility.</p> <p>A3a. Recruitment of sport medical personnel and sport trainers as a board position will be written into policy.</p> <p>A3b. Recruitment of a volunteer medical personnel or sport trainers will be initiated.</p>	<p><b>*Estimated implementation date:</b></p> <p>A1. Dec. 2002</p> <p>A2. Dec. 2000</p> <p>A3a. Aug. 2005</p> <p>A3b. Dec. 2002</p>

**TITLE IX  
CORRECTIVE ACTION PLAN  
2001-2002**

To utilize this form indicate the intended area which needs corrective action and the suggested change time table for implementation. You may copy this form as needed. Please attach corrective action plans along with audit forms and submit by June 30.

ITEM FOR CORRECTION	SUGGESTED CHANGE	TIME TABLE FOR CORRECTIVE ACTION
<p><b>IX. Publicity Analysis</b></p> <p>A1. Lack of communication to community regarding sporting events.</p>	<p><b>II. Accommodation of Interest and Abilities</b></p> <p>A1a. To assist in communication gap, sponsors will be obtained to form program cards for all teams.</p> <p>A1b. A fall and spring extra-curricular calendar will be created and publicized via newspaper, Internet, and hard copy.</p> <p>A1c. Coaches will formulate a team information sheet to distribute to players/parents and filed in Athletic Director's Office.</p>	<p><b>*Estimated implementation date:</b></p> <p>A1a. Dec. 2002</p> <p>A1b. Nov. 2002</p> <p>A1c. August 2002</p>

**TITLE IX  
CORRECTIVE ACTION PLAN  
2001-2002**

To utilize this form indicate the intended area which needs corrective action and the suggested change time table for implementation. You may copy this form as needed. Please attach corrective action plans along with audit forms and submit by June 30.

ITEM FOR CORRECTION	SUGGESTED CHANGE	TIME TABLE FOR CORRECTIVE ACTION
<p><b>X. Support Services Analysis</b></p> <p>A1. Accurate office space and access to machines is not accessible to all programs.</p>	<p><b>X. Support Services Analysis</b></p> <p>A1. Reassignments of office space will be provided to accommodate all programs.</p>	<p><b>*Estimated implementation date:</b> A1. Fall 2001</p>

**TITLE IX  
CORRECTIVE ACTION PLAN  
2001-2002**

To utilize this form indicate the intended area which needs corrective action and the suggested change time table for implementation. You may copy this form as needed. Please attach corrective action plans along with audit forms and submit by June 30.

ITEM FOR CORRECTION	SUGGESTED CHANGE	TIME TABLE FOR CORRECTIVE ACTION
<p><b>XI. Budget Analysis</b></p> <p>A1. Bridge communication gaps regarding budgeting concerns.</p>	<p><b>II. Accommodation of Interest and Abilities</b></p> <p>A1. Formulate standardized forms for budget to be submitted to SBDM, principal, and athletic director. (Continuous process)</p>	<p><b>*Estimated implementation date:</b> A1. August. 2002</p>



**TITLE IX  
CORRECTIVE ACTION PLAN  
2001-2002**

To utilize this form indicate the intended area which needs corrective action and the suggested change time table for implementation. You may copy this form as needed. Please attach corrective action plans along with audit forms and submit by June 30.

ITEM FOR CORRECTION	SUGGESTED CHANGE	TIME TABLE FOR CORRECTIVE ACTION
<p><b>XIII. Tutoring Analysis</b></p> <p>A1. Lack of effort to utilize ESS opportunities.</p> <p>A2. Lack of tracking of athletic participants who attend for academic complications.</p> <p>A3. Grade checking system currently used allows for inaccurate information.</p>	<p><b>XIII. Tutoring Analysis</b></p> <p>A1. ESS will address time conflicts and provide a morning session to accommodate all athletic participants.</p> <p>A2. A more effective system will be used for tracking purposes by adding an athletic category to ESS form.</p> <p>A3. Formulate a grade checking system, which will be more confidential and more accurate.</p>	<p><b>*Estimated implementation date:</b></p> <p>A1. Dec. 2001</p> <p>A2. Dec. 2000</p> <p>A3. Fall 2002</p>

**CORRECTIVE ACTION PLAN UPDATE**  
**2001-2002**

**\*\*NOTE: REFER TO CORRECTIVE ACTION PLAN FOR (1) ITEM FOR CORRECTION, (2) SUGGESTED CHANGE, AND (3) TIME TABLE FOR ACTION**

<b>SECTION</b>	<b>STRAND</b>	<b>STATUS OF CORRECTION</b>
<b>II.</b>	<b>A1.</b>	<b>IN PROGRESS, ADDITION OF J.V. SOFTBALL TEAM; SPRING 2002.</b>

<b>SECTION</b>	<b>STRAND</b>	<b>STATUS OF CORRECTION</b>
<b>III.</b>	<b>A1.</b>	<b>FORMATIO OF A STANDARD DOCUMENT; ALTER ESTIMATED IMPLEMENTATION DATE FOR AUGUST, 2002</b>
	<b>A2.</b>	<b>IN PROGRESS OF FORMUATING POLICYTO SET CRITERIA FOR REPLACEMENT MATERIALS.</b>

<b>SECTION</b>	<b>STRAND</b>	<b>STATUS OF CORRECTION</b>
<b>IV.</b>	<b>A1.</b>	<b>IN PROGRESS: SCHEDULING FOR FALL AND SPRING 2002-2003 ARE TAKING PLACE CURRENTLY</b>
	<b>A2.</b>	<b>NOT IMPLEMENTED: NOT FEASIBLE AT THIS TIME; KEEP TARGET DATE</b>
	<b>A3.</b>	<b>IN PROGRESS: FUTURE SCHEDULING</b>

SECTION	STRAND	STATUS OF CORRECTION
VI.	A1.	IMPLEMENTED, BUT NEW TARGET DATE TO INCREASE FURTHER PARTICIPATION FROM FEMALE POPULATION: ADDED FEMALE SPORT FOR VOLLEYBALL (30) PARTICIPANTS

SECTION	STRAND	STATUS OF CORRECTION
VII.	A1.	IMPLEMENTED: SEE ATTACHED SHEET FOR LOCKER ROOM ASSIGNMENTS
	A2.	IN PROGRESS OF BUILDING STORAGE AREA.

SECTION	STRAND	STATUS OF CORRECTION
VIII.	A1.	NOT IMPLEMENTED: ALTER TARGET DATE TO AUG. 2001 → DECEMBER, 2002
	A2.	IMPLEMENTED: SEE ATTACHED SHEETS FOR ASSIGNMENTS
	A3.	NOT IMPLEMENTED: KEEP TARGET DATE

SECTION	STRAND	STATUS OF CORRECTION
IX.	A1A.	IN PROGRESS: ALTER TARGET DATE FOR SCHOOL YEAR 2002-2003; SCHEDULING TAKING PLACE CURRENTLY
	A1B.	IN PROGRESS: ALTER TARGET DATE FOR SCHOOL YEAR 2002-2003
	A1C.	IN PROGRESS

SECTION	STRAND	STATUS OF CORRECTION
X.	A1.	IMPLEMENTED: SEE ATTACHED FORMS FOR ASSIGNMENTS

SECTION	STRAND	STATUS OF CORRECTION
XI.	A1.	NOT IMPLEMENTED: ALTER TARGET DATE FOR AUGUST 2002

**EQUIPMENT AND SUPPLIES**  
**INVENTORY INFORMATION**  
**2001-2002**

**TEAM:** \_\_\_\_\_

\*Use this as a template to be submitted prior to season and after the season.

\*\*Taken from Title IX template from Kentucky Athletic Association

Number of Game Uniform Items Provided to Participants	Shorts or pants: Shirts or jerseys: Jackets: Sweat shirts/pants: Pairs of shoes: Last Date New Uniforms were purchased:
Number of Practice Uniform Items Provided to Participants (only if different from game uniforms)	Shorts or pants: Shirts or jerseys: Jackets: Sweat shirts/pants: Pairs of shoes: Last Date New Practice jerseys were purchased:
Quality of Game Uniforms (excellent, good, fair, poor)	Brand Name of Uniforms: Categorize the quality:
Quality of Practice Uniforms (excellent, good, fair, poor)	Brand Name of Practice Uniforms: Categorize the quality:
Sport-specific equipment provided (bats, gloves, balls, sticks, bags, etc.)	List all items you use for practice and/or games, and count of each item.
Sport-specific quality (excellent, good, fair, poor)	Categorize the quality of equipment.
Number of student managers	

<b>SECTION</b>	<b>STRAND</b>	<b>STATUS OF CORRECTION</b>
<b>XIII.</b>	<b>A1.</b>	<b>ALTER SUGGESTED CHANGE: COACH REQUESTS FOR STUDENTS TO ATTEND FOR ACADEMIC PROBLEMS</b>
	<b>A2.</b>	<b>IMPLEMENTED: VIA-EMAIL SYSTEM</b>
	<b>A3.</b>	<b>IN PROGRESS: ALTER TARGET DATE FOR SEPT. 2002 FOR STANDARD PROCEDURE FOR ALL COACHES</b>

Are student managers volunteers? (YES or NO)	
Equipment storage arrangements (excellent, good, fair, poor)	Name specific location of storage area and classify the arrangement.

Signature: \_\_\_\_\_

Date: \_\_\_\_\_

WEIGHT ROOM TIME LOG

	3:00	3:30	4:00	4:30	5:00	5:30	6:00	6:30
MON.								
TUES.								
WED.								
THUR.								
FRI.								

**LOCKER ROOM LOCATIONS**  
**2001-2002**

<b>SPORT</b>	<b>COACH</b>	<b>LOCATION</b>
Football (Fall)	Tim Koogler	Leslie County High School, Football Locker Room
Girls Volleyball (Fall)	Doug Coots	Richard M. Nixon Gymnasium, Locker Room nearest Concession Stand
Boys' Basketball (Fall)	Larry Sparks	Richard M. Nixon Gymnasium, Boys Basketball Locker Room
Girls' Basketball (Fall)	Wendell Wilson	Richard M. Nixon Gymnasium, Girls Basketball Locker Room
Boys' Baseball (Spring)	Russell Melton	Richard M. Nixon Gymnasium, Locker Room nearest stage
Girls' Softball (Spring)	Ronnie Stidham	Richard M. Nixon Gymnasium, Locker Room nearest Concession Stand
Boys' Track (Spring)	Tim Koogler	Leslie County High School, Football Locker Room
Girls' Track (Spring)	David Lewis	Richard M. Nixon Gymnasium, Locker Room nearest Concession Stand
Football Cheerleaders	Elizabeth Hoard	Leslie County High School, Room #120
Boys/Girls Varsity Basketball Cheerleaders	Armilda Sue Hoskins	Richard M. Nixon Gymnasium, Cheerleading Locker Room (Rear of Girls Basketball Locker Room)
Band	Martha Kittle	Leslie County High School Band Room, Specified Instrument Rooms for males and females
Dance Team	Laura Sizemore	Richard M. Nixon Gymnasium (Rear of Girl's)



**COACHING OFFICE LOCATIONS**  
**2001-2002**

<b>SPORT</b>	<b>COACH</b>	<b>LOCATION</b>
Football (Fall)	Tim Koogler	Leslie County High School, Football Office (adjacent to locker room)
Girls Volleyball (Fall)	Pam Cox	Richard M. Nixon Gymnasium, Girls Basketball Office
Boys' Basketball (Fall)	Larry Sparks	Richard M. Nixon Gymnasium, Boys Basketball Office (adjacent to locker room)
Girls' Basketball (Fall)	Wendell Wilson	Richard M. Nixon Gymnasium, Girls Basketball Office (adjacent to locker room)
Boys' Baseball (Spring)	Russell Melton	Leslie County High School, Football Office
Girls' Softball (Spring)	Randy Williams	Richard M. Nixon Gymnasium, Boys Basketball Office
Boys' Track (Spring)	Tim Koogler	Leslie County High School, Football Office
Girls' Track (Spring)	David Lewis	Leslie County High School, Football Office
Football Cheerleaders	Elizabeth Hoard	Leslie County High School, Room #120
Boys/Girls Varsity Basketball Cheerleaders	Armilda Sue Hoskins	Leslie County Middle School, Room # 210
Band	Martha Kittle	Leslie County High School Band Room, Room # 059
Dance Team	Laura Sizemore	Leslie County High School KTLN Room
Academic Team	Eva Ruth Morgan	Leslie County High School, Room # 107

		Basketball Locker Room)
Academic Team	Eva Ruth Morgan	Leslie County High School, male and female rest rooms located on main wing

# LESLIE COUNTY HIGH SCHOOL

## TEAM INFORMATION SHEET

TEAM NAME:

TEAM MASCOT:

COACHING STAFF CATEGORIZED BY TITLES:

CONTACT INFORMATION: PHONE NUMBERS

INSURANCE INFORMATION:

PHYSICAL INFORMATION:

DISTRICT POLICIES / EXTRA-CURRICULAR POLICIES:

PROGRAM PHILOSOPHIES: EXAMPLES:

- 1) EXHIBIT GOOD SPORTSMANSHIP
- 2) TEAM EXPECTATIONS
- 3) ATTENDANCE POLICY
- 4) PRACTICE SCHEDULES
- 5) GAME SCHEDULES
- 6) HOW TEAMS ARE CHOSEN (GUIDELINES)
- 7) TRANSPORTATION GUIDELINES
- 8) EXPLANATION OF ACADEMIC ELIGIBILITY

FACILITY AWARENESS:

- 1) BUILDING/FIELD LOCATIONS
- 2) LOCKER ROOM LOCATION
- 3) WEIGHT ROOM WHICH WILL BE USED AND LOCATION
- 4) LENGTH OF PRACTICES
- 5) PROCEDURE FOR SCHOOL CLOSING PRACTICES

BOOSTER CLUB INFORMATION:

- 1) NAME
- 2) OFFICES HELD
- 3) BOOSTER CLUB MISSION STATEMENT

**INTERSCHOLASTIC ATHLETICS STUDENT SURVEY  
(2001-2002)**

1) Is the School District offering the interscholastic sport(s) you want to play?

- 278 Yes
- 108 No, I want to play (\*\*See attached sheet for additional comments)
- 158 I am not interested in athletics

2) During the **fall season**, which interscholastic sport would you like to play?

- 129 Football
- 52 Girl's Volleyball
- 17 Boys' Volleyball
- 9 Boys Cross-Country
- 12 Girl's Cross-Country
- 6 Girl's Field Hockey
- 34 Boys' Golf
- 18 Girls' Golf
- 19 Boys' Soccer
- 66 Girls' Soccer
- 205 I would not participate

3) During the **winter season**, which interscholastic sport would you like to play?

- 116 Boys' Basketball
- 60 Girls Basketball
- 23 Boys Swimming and Diving
- 47 Girls Swimming and Diving
- 48 Boys Wrestling
- 51 Girls Gymnastics
- 35 Boys and Girls Indoor Track
- 227 I would not participate

4) During the **spring season**, which interscholastic sport would you like to play?

- 70 Boys Track
- 64 Girls' Track
- 60 Girls' Tennis
- 27 Boys' Tennis
- 23 Girls' Slow Pitch Soft Ball
- 40 Girls' Fast Pitch Softball
- 86 Boys' Baseball
- 227 I would not participate

5) Do you participate in intramural sports? If you do, which sport(s)?

82 Yes (\*\*See attached sheet for additional comments)

424 No

6) Which intramural sports, if any, would you like to see added?

\*\*See attached sheet for additional comments

7) Do you participate in non-school sport activities? If you do, which sport(s)?

148 Yes (\*\*See attached sheet for additional comments)

369 No

8) Are you currently participating in interscholastic athletics during any season?

144 Yes

354 No, Why don't you participate in atheletics?

27 I prefer other activities such as band, chorus

124 I don't have time

32 The practice schedules and game times are invonvenient

32 The sport I like isn't offered

17 It's too expensive

5 I prefer to participate in club or intramural sports

31 Working

73 Other

9) Do you have any suggestions to encourage participation?

\*\* See attached sheet for additional comments

10)Please list OTHER SPORTS you are interested in participating in and the sports season.

\*\*See attached sheet for additional comments

**2001-2002 INTERSCHOLASTIC ATHLETICS SURVEY  
SUMMARY OF STUDENT RESPONSES**

**SCHOOL NAME: LESLIE COUNTY HIGH SCHOOL  
SCHOOL ENROLLMENT: 663 STUDENTS  
DATE: 10-4-01**

**663 NUMBER OF SURVEYS  
549 NUMBER RETURNED  
9-12 GRADES SURVEYED**

**HOW WAS THE SURVEY ADMINISTERED? IT WAS DISTRIBUTED AND  
CONDUCTED IN HOMEROOMS.**

**FALL SPORTS (LIST TOTAL NUMBER OF PARTICIPATION RESPONSES):**

**12 CROSS COUNTRY (GIRLS)  
9 CROSS COUNTRY (BOYS)  
6 FIELD HOCKEY (GIRLS)  
129 FOOTBALL (BOYS)  
18 GOLF (GIRLS)  
34 GOLF (BOYS)  
66 SOCCER (GIRLS)  
19 SOCCER (BOYS)  
52 VOLLEYBALL (GIRLS)  
17 VOLLEYBALL (BOYS)**

**WINTER SPORTS (LIST TOTAL NUMBERS OF PARTICIPATION  
RESPONSES)**

**60 BASKETBALL (GIRLS)  
116 BASKETBALL (BOYS)  
51 GYMNASTICS (GIRLS)  
35 INDOOR TRACK (GIRLS)  
0 INDOOR TRACK (BOYS)  
47 SWIMMING AND DIVING (GIRLS)  
23 SWIMMING AND DIVING (BOYS)  
48 WRESTLING (BOYS)**

**SPRING SPORT (LIST TOTAL NUMBER OF PARTICIPATION RESPONSES)**


86    **BASEBALL (BOYS)**  
40    **FAST PITCH SOFTBALL (GIRLS)**  
23    **SLOW PITCH SOFTBALL (GIRLS)**  
60    **TENNIS (GIRLS)**  
27    **TENNIS (BOYS)**  
64    **TRACK (GIRLS)**  
70    **TRACK (BOYS)**

**\*\*OTHER SPORTS: SEE ATTACHED SHEETS FOR SUMMATION OF RESULTS, QUESTION 10, 5, 6**

---

**REASONS FOR NOT PARTICIPATING INTERSCHOLASTIC ATHLETICS:**

27    **I PREFER OTHER ACTIVITIES SUCH AS BAND, CHORUS, ETC.**  
124   **I DON'T HAVE TIME**  
32    **THE PRACTICE SCHEDULE AND GAME TIMES ARE INCONVENIENT**  
17    **ITS TOO EXPENSIVE**  
5     **I PREFER TO PARTICIPATE IN CLUB OR INTRAMURAL SPORTS**  
31    **WORKING**  
73    **OTHER**

**PRINCIPAL'S SIGNATURE**  **DATE: 10-20-01**

**TAKEN FROM QUESTION #10: OTHER SPORTS**

WRESTLING	20	FISHING	4
GOLF	22	HUNTING	2
BASKETBALL	15	GAMBLING	1
BASEBALL	13	POOL	5
SOCCER	20	WRESTLING	9
DANCE TEAM	4	SURFING	3
VOLLEYBALL	14	VIDEO GAMES	2
TENNIS	20	TABLE TENNIS	2
GIRLS FOOTBALL	8	PUTT-PUTT GOLF	1
SWIMMING AND DIVING	30	SKATEBOARDING	1
GYMNASTICS	9	SNOW BOARDING	1
CHEERLEADING	5		
FOOTBALL	14		
ARCHERY	6		
RODEO	2		
HORSE SHOES	2		
LACROSS	7		
RUGBY	3		
WEIGHT LIFTING	5		
SKEET SHOOTING	1		
BOYS VOLLEYBALL	1		
TRACK	6		
KICKBALL	4		
SOFTBALL	9		
BMX BIKING	8		
JUDO	2		
KARATE	1		
BOXING	7		
TAI KWONDO	1		
FIELD HOCKEY	8		
PAINTBALL	5		
SOCCER	25		
MOTOR CROSS	4		
INDOOR TRACK	2		
STREET HOCKEY	1		
ICE HOCKEY	13		
BOWLING	3		
CROQUET	2		
BADMITTEN	2		
POLO	3		
MATH TEAM	1		
JET SKIING	1		
RACE CAR	3		
TENNIS	13		



**TAKEN FROM QUESTION #5, NUMBER OF STUDENTS WHO PARTICIPATE  
IN INTRAMURAL SPORTS**

BASEBALL	9	
FOOTBALL	19	
BASKETBALL	38	
VOLLEYBALL	10	
TRACK	11	
CHEERLEADING	5	
FISHING	1	
SOFTBALL	6	
POWDER PUFF	4	
WEIGHTLIFTING	1	
WATER SPORT	1	
GIRLS FAST PITCH SOFTBALL		1
TENNIS	1	
BAND	1	

Taken from Question # 6: Intramural sports students are interested in adding.

Hunting – 2  
Lacrosse – 5  
Pool – 5  
Speech – 1  
Paintball – 3  
Fishing – 2  
Swimming – 3  
Chess – 1  
Powder Puff Football – 8  
Highland Games – 1  
Girls Golf – 4  
Karate – 1  
Boxing – 4  
Golf – 16  
Boys Track – 1  
Snowmobile Racing – 1  
Snowboarding – 1  
Girls Diving Team – 3  
Girls Baseball – 1  
Wrestling – 18  
Gymnastics – 3  
Volleyball – 10  
Baseball – 6  
Football – 9  
Cheerleading – 2  
Rodeo – 1  
Swimming – 19  
Girls Wrestling – 4  
Soccer – 30  
Basketball – 35  
Girls Basketball – 5  
Tennis – 21  
Hockey – 18  
Softball – 7  
Dance Team – 1  
Co-ed Football – 6  
Boys Softball – 1  
Flag Football – 2  
Girls Fast Pitch Softball – 2  
BMX Racing – 1  
Skating – 1  
Cross Country – 1  
Archery – 1  
Weightlifting – 2  
Kickboxing – 1  
Ping Pong – 1

Taken from Question # 7: Participation in non-school activities.

Football – 32  
Basketball – 46  
Gymnastics – 1  
Church League Basketball – 20  
Summer League Basketball – 1  
Tennis – 3  
Archery – 2  
Baseball – 8  
Wrestling – 1  
Kick Boxing – 1  
Swimming – 3  
Martial Arts – 1  
Men's Softball – 2  
Four Wheeler Racing – 2  
Racing – 3  
Hunting – 9  
Motocross Racing – 3  
Golf – 7  
BMX Racing – 1  
Fishing – 9  
AAU Basketball – 6  
Volleyball – 4  
Paintball – 2  
Dirt Track Racing (cars) – 1  
Softball – 3  
Women's Softball – 1  
Babe Ruth League Fast Pitch – 1  
Softball All-Stars – 1  
East Kentucky Crush Softball – 1  
Track – 1  
NSA Softball – 1  
Biking – 1  
Football manager – 1  
Jet Skiing – 1  
Senior League Baseball – 1  
Cheerleading – 1  
Music – 1