

Kentucky High School Athletic Association

To: Superintendent, Principal, and Athletic Director

From: Louis Stout, Commissioner
Brigid L. DeVries, Executive Assistant Commissioner


Date: May 1, 2002

Subject: 2001-2002 Annual Report Forms Submission

School: Owen County High School

Enclosed please find a copy of Form T-65, The 2001-2002 Annual Report Forms Checklist. In addition, you may find an attachment with corrected copies of the forms submitted by your school personnel. Please review this information so the forms can be completed accurately in the future. Also, KHSAA Audit Staff may have requested a re-submission of some of the 2001-2002 Annual Report Forms or need additional information on your athletic programs. Please submit this information by the date requested if this is applicable. Copies and all KHSAA Title IX documents must be kept current and included in your permanent Title IX File at the school. All documents are subject to Open Records Requests.

Should you need any further information, please do not hesitate to call anytime.



Memo

To: KHSAA Member School Superintendents, Principals, and Athletic Directors

From: Louis Stout, Commissioner
Brigid L. Devries, Executive Assistant Commissioner

Date: April 30, 2002

Re: 2002 Title IX Forms Submission

School	Owen County	Reviewed by	Phyllis Catlett
--------	-------------	-------------	-----------------

The following is a status report regarding the required 2001 - 2002 Title IX submission of forms due in to the KHSAA office by April 15, 2002. Appropriate audit personnel have reviewed these forms and the following is a summary of this review.

I. Checklist of Forms properly submitted in a satisfactory manner:

<input checked="" type="checkbox"/>	GE 19 (Annual Verification)	<input checked="" type="checkbox"/>	T-35 (Budget Expenses)
<input checked="" type="checkbox"/>	T-1 (Summary Program Chart 1)	<input checked="" type="checkbox"/>	T-36 (Budget Expenses)
<input checked="" type="checkbox"/>	T-2 (Summary Program Chart 2)	<input checked="" type="checkbox"/>	T-41 (Checklist – Overall Interscholastic Program)
<input checked="" type="checkbox"/>	T-3 (Summary Program Chart 3)	<input checked="" type="checkbox"/>	T-60 (Corrective Action Plan)
<input checked="" type="checkbox"/>	T-4 (Summary Program Chart 4)	<input checked="" type="checkbox"/>	T-63 (Interscholastic Survey Results)

II. Status

A.	<input checked="" type="checkbox"/>	2001 – 2002 Forms are satisfactory and no further information or action is necessary at this time.
B.		Errors have been noted with respect to the following forms and corrected copies are being returned to you for placement in your Title IX file to ensure proper submission in the future.
C.		The following forms were omitted and must be submitted by school representatives.
D.	<input checked="" type="checkbox"/>	Other Recommendation and Comments:
		The KHSAA will continue to monitor the additional lights on the softball field. The report was beautifully done. Thanks for your hard work. Have a good summer.

APR 12 2002

**2001-2002 KENTUCKY HIGH SCHOOL ATHLETIC ASSOCIATION
ANNUAL VERIFICATION OF TITLE IX PROCEDURES
(To be submitted by April 15, 2002 along with other required forms)**

The Owen County High School, Owenton, Kentucky

certifies to the Kentucky High School Athletic Association that the following is an accurate and true representation of the facts surrounding compliance with Title 20, U.S.C. Titles 1681-1688, et. Seq. (also known as Title IX)

I certify the following provisions in accordance with records at the school contained in the permanent Title IX file, and to the best of my knowledge have completed the following tasks. (all boxes must be checked)

- ✓ Established a gender equity committee at the high school. (list committee personnel and provide attachment if necessary)

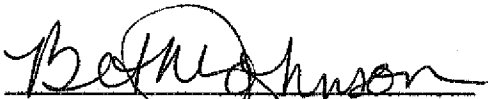
Name	Address	Phone	Title
Gran Mefford	1405 Inverness Road, Perry Park KY 40363	502-484-2121	Athletic Director
Beth Johnson	2060 Highway 22 East, Owenton KY 40359	502-484-0309	Principal
Delmas Castle	225 Davis Lake Road, Owenton KY 40359	502-484-2335	Girls' BKB Coach
David Wainscott	2140 Hwy 227 N, Worthville KY 41098	502-463-2292	Girls' FP SB Coach
Greg Ulasiwicz	2060 Hwy 22 E, Owenton KY 40359	502-750-3316	Football Coach
Terry Patterson	Owen County BOE, Owenton, KY 40359	502-484-3934	School Board
Robert Osborne	412 W Seminary Street, Ownton KY 40359	502-484-3033	Baseball Coach
Debbie Scott	Highway 127 N, Owenton, KY 40359	502-484-5509	Parent
Linda Lindsay	2655 New Liberty TP, New Liberty KY 40355	502-463-2595	B/G Track Coach
Susan Traylor	415 Green Acres Drive, Owenton, KY 40359	502-484-5565	Cheerleading
Neesa Howard	4965 Hwy 227 North, Worthville, KY 41098	502-463-2977	Student
Cretia Kendall	7820 Highway 227 N, Worthville, KY 41098	502-463-2378	Student
Shelby Prather	410 Old Monterey Road, Owenton KY 40359	502-484-0517	Student
Blair Perkins	4790 Old Monterey Road, Owenton KY 40359	502-484-2070	Student

- ✓ Scheduled a minimum of three meetings during the 2001-2002 school year on the following dates:
Thursday, August 9, 2001 Friday, September 29, 2001 Wednesday, December 12, 2001
Monday, January 7, 2002

- ✓ Designated the following person(s) as the Title IX coordinator for the school/district:

Gran Mefford	Certified Athletic Administrator	1405 Inverness Road, Perry Park KY	502-484-2121
Name	Title	Address	Phone

- ✓ School personnel are continuing to make periodic reviews of the boys and girls athletics program reflected in the Corrective Action Plan.
- ✓ In addition to the above information, the above referenced school maintains a complete permanent file relative to Title IX records including copies of the self-assessment audit, all corrective action plans, and other related materials.


Principal's Signature

April 10, 2002


Superintendent's Signature


School Board Chairperson's Signature

(Send original copy to KHSAA -- Maintain duplicate in Title IX school folder)

2001-2002
ACCOMMODATION OF INTERESTS AND ABILITIES
SUMMARY PROGRAM CHART 1

Participation opportunities Test One

		(Column 1)	(Column 2)	(Column 3)	(Column 4)
	Program	Enrollment	Percentage of Total Enrollment	Number of Interscholastic Participants (double and triple count)	Percentage of Total Participation
Row 1	Girls	234	48.4%	117	44.7%
Row 2	Boys	249	51.6%	145	55.3%
Row 3	Totals	483	100%	262	100%


Instructions:

*Number of 8th grade students & below used in Column 4 calculations if applicable: _____

- 1) Determine the total number of girls enrolled, (place in Row 1, Column 1). Determine the total number of boys enrolled, (place in Row 2, Column 1).
- 2) Add the total number of girls and boys enrolled to determine total enrollment, (place in Row 3, Column 1).
- 3) Calculate the percentage of total enrollment that is female. (Divide Row 1, Column 1 by Row 3, Column 1 and place in Row 1, Column 2.) Calculate the percentage of total enrollment that is male. (Divide Row 2, Column 1 by Row 3, Column 1 and place in Row 2, Column 2.) Note: Row 1, Column 2 plus Row 2, Column 2 should total 100%.
- 4) Ask the head coaches to review the most updated eligibility or squad lists for their teams. Ask coaches to confirm the names of those individuals who are on the team as of the first date of competition, and cross out the names of those who were cut from the team or quit the term prior to the first competitive event. Determine the total number of interscholastic athletics participants that are girls, (and place in Row 1, Column 3). In order to determine the total number of athletics participants, an individual should be counted each time he or she participates on a team. For example, if Jane Doe competes on the varsity volleyball team, the junior varsity volleyball team, the junior varsity basketball team, and the varsity softball team, she should be counted as four participants (do not include club or intramural sports participants, cheerleaders, dance teams, or pom squads). Calculate the same way for boys and girls. *In addition, should 8th grade students and below play on a Freshman, Junior Varsity, or Varsity team, they should also be counted for each team and sport on which they participate. If applicable, please asterisk the above notation as to how many 8th grade students & below are included. Using the same procedure, determine the total number of interscholastic athletic participants that are boys, (and place in Row 2, Column 3). Add Row 1, Column 3 plus Row 2, Column 3 to get total participants and place in Row 3, Column 3.
- 5) Calculate the percentage of female participation. (Row 1, Column 3 divided by Row 3, Column 3 and place in Row 1, Column 4.) Calculate the percentage of male participation. (Row 2, Column 3 divided by Row 3, Column 3 and place in Row 2, Column 4.) Note: Row 1, Column 4 plus Row 2, Column 4 should total 100%.

Note: While being within three percent is not a formal compliance standard; if the percent listed in Row 1, Column 4 is within 3% of Row 1, Column 2, then it provides a good target within which compliance is likely.

Principal's Signature: _____



Date: April 10, 2002


2001-2002
ACCOMMODATION OF INTERESTS AND ABILITIES
SUMMARY PROGRAM CHART 2

Participation Opportunities Test Two

			Column 1	Column 2	Column 3	Column 4	Column 5
Program			Number of Teams Currently Offered	Number of Participants	Number of Teams Added in Last Five Years	Number of Participants Added in Last Five Years	Percent of Total Participation By Sex Added in Last 5 Years
GIRLS	Row 1	varsity:	6	63	1	21	33.3%
	Row 2	j.v.:	3	44	1	16	36.4%
	Row 3	frosh:	1	10	0	0	0%
	Row 4	total:	10	117	2	37	31.6%
BOYS	Row 5	varsity:	7	91	1	22	24.2%
	Row 6	j.v.:	3	41	1	12	29.3%
	Row 7	frosh:	1	13	0	0	0%
	Row 8	total:	11	145	2	34	23.4%

- 1) List the number of interscholastic teams offered for girls and boys at each competitive level (for example, varsity, junior varsity, and freshman levels). Total each of the entries in Column 1 into Row 4, column 1 and Row 8, Column 1.
- 2) List the number of interscholastic teams that have been added in the last five years at each competitive level. Total each of the entries in Column 3 into Row 4, Column 3 and Row 8, Column 3.
- 3) List the number of participants that are currently on each level of the teams that were added in the last five years. Total each of the entries in Column 2 into Row 4, Column 2 for girls and Row 8, Column 2 for boys. If a team was added previously but no longer exists, there are no current participants to be added for that team.
- 4) List the number of participants added in the last 5 years. Total each of the entries made in Column 4 into Row 4, column 4 for girls and Row 8, Column 4 for boys.
- 5) Calculate the percentage of participants that have been added in the last five years (Column 4 divided by Column 2 on each line). For example, if girls; varsity soccer (22 participants), junior varsity soccer (18 participants), junior varsity golf (8 participants), freshman softball (15 participants) have been added in the last five years, then 63 participation opportunities have been added for girls. If the total number of female participants in the program is 96 (taken from Form T-1, Row 1, Column 3), the 65.6% of the current opportunities (63 or 96) have been added in the last five years. Perform similar calculations for male participants.

Note: If the percentage of current participants added in the last five years is 25% or greater, compliance with test two may be possible. If less the 25%, then compliance with test three should be analyzed. **CAUTION:** 25% is not a formal compliance standard.


Principal's Signature:  Date: April 10, 2002

2001-2002
ACCOMMODATION OF INTERESTS AND ABILITIES
SUMMARY PROGRAM CHART 3

Participation Opportunities Test Three

For any question answered "YES" identify the respective sport(s).

	GIRLS		BOYS
	(Yes / No)		(Yes / No)
1. Is there an intramural team offered in a sport not now available in the interscholastic athletics program? (YES or NO)	No		No
2. For a sport not currently offered, is there sufficient interest to form a viable interscholastic team based on participation on an intramural team or community recreation teams? (YES or NO)	No		No
3. For a sport <u>not</u> currently offered, is there sufficient interest to form a viable interscholastic team with the interscholastic survey.	No		No
4. For a sport currently offered, is there interest to form a viable team for a junior varsity, freshman, or other intramural level that is not currently offered? (YES or NO)	No		No
5. If you answered YES to question (1), (2), (3), or (4), are there enough high schools in your geographic area offering the sport (at the appropriate level) to allow for the development of a reasonable schedule of competition. (YES or NO)			

Principal's Signature:  Date: April 10, 2002

2001-2002
ACCOMMODATION OF INTERESTS AND ABILITIES
SUMMARY PROGRAM CHART 4

KHSAA
 Form T1 *T-4*
 Rev. 07/01

Levels Of Competition Test One

		(Column 1)	(Column 2)
	Team Levels	GIRLS	BOYS
Row 1	Total Number of Athletics Participants in All Levels	117	145
Row 2	Number of Varsity Teams Offered	6	7
Row 3	Number of Participants on all Varsity Teams	63	91
Row 4	Percentage of Total Varsity Participants by Sex	53.8%	62.8%
Row 5	Number of Junior Varsity Teams Offered	3	3
Row 6	Number of Participants on all Junior Varsity Teams	44	41
Row 7	Percentage of Total Junior Varsity Participants by Sex	37.7%	28.3%
Row 8	Number of Freshman Teams Offered	1	1
Row 9	Numbers of Participants on all Freshman Teams	10	13
Row 10	Percentage of Total Freshman Participants by Sex	8.5%	8.9%

- 1) Copy the number entered on Form T1, Row 1, Column 3 and place on Row 1, Column 1 of this form
- 2) Copy the number entered on Form T1, Row 2, Column 3 and place on Row 1, Column 2 of this form.
- 3) List the number of teams at the varsity, junior varsity, and freshman levels for boys and girls (Row #2, 5, 8) and place in the proper boxes in Columns 1 and 2.
- 4) List the number of teams at the varsity, junior varsity, and freshman levels for boys and girls (Rows #3, 6, 9) and place in the proper boxes in Columns 1 and 2.
- 5) Calculate the percentage of female and male participants at each level. (Rows #4, 7, 10)
 - Divide Row 3, Column 1 by Row 1, Column 1, and place the percentage in Row 4, Column 1.
 - Divide Row 3, Column 2 by Row 1, Column 2, and place the percentage in Row 4, Column 2.
 - Divide Row 6, Column 1 by Row 1, Column 1, and place the percentage in Row 7, Column 1.
 - Divide Row 6, Column 2 by Row 1, Column 2, and place the percentage in Row 7, Column 2.
 - Divide Row 9, Column 1 by Row 1, Column 1, and place the percentage in Row 10, Column 1.
 - Divide Row 9, Column 2 by Row 1, Column 2, and place the percentage in Row 10, Column 2.

Principal's Signature: _____

Balneghman

Date: April 10, 2002

2001 - 2002
BUDGETED AND ACTUAL EXPENDITURES - PROGRAM COMPARISON CHART
TO INCLUDE BOOSTER CLUB FUNDING

Teams	equipment and supplies		travel		awards		coaches' salaries (to include supplemental and extended employment)		facilities improvements		publications (if sport-specific)	
	B	E	B	E	B	E	B	E	B	E	B	E
G basketball	8500	4541	3500	4575	300	1012	5975	5975	500	0	300	295
B basketball	8500	3268	2000	1200	300	438	5975	5975	500	0	300	295
G softball	4000	2827	2000	1600	100	55	1643	1643	1000	40	100	0
B baseball	4000	9266	1800	1400	100	100	1643	1643	3000	3635	100	0
G cross country	500	156	500	450	50	20	548	548	0	0	0	0
B cross country	500	0	500	0	50	0	548	548	0	0	0	0
G golf	1000	1326	500	640	50	0	1095	1095	0	0	0	0
B golf	1000	1382	500	0	50	0	1095	1095	0	0	0	0
G soccer	1500	1606	2000	1600	100	0	1643	1643	500	0	0	0
B soccer	1500	2078	2000	1400	100	104	1643	1643	500	0	0	0
G swimming												
B swimming												

"B" is for budgeted dollar amounts and "E" is for actual dollar expenditures. Expenditures should include items provided by third parties such as Booster Clubs.

Principal's Signature:  _____
 Copyright 1999, Good Sports, Inc., Title IX and Gender Equity Specialists. All rights reserved.


Date: April 10, 2002

2001 -2002
BUDGETED AND ACTUAL EXPENDITURES - PROGRAM COMPARISON CHART 2
TO INCLUDE BOOSTER CLUB FUNDING

Teams	equipment and supplies		travel		awards		coaches' salaries (to include supplemental and extended employment)		facilities improvements		publications (if sport-specific)	
	B	E	B	E	B	E	B	E	B	E	B	E
G track	500	709	500	375	50	0	822	822	500	450	0	0
B track	500	709	500	375	50	0	822	822	500	450	0	0
G tennis												
B tennis												
G volleyball												
B wrestling												
G (list sport)												
B (football)	10,500	8184	500	500	300	303	5975	5975	1500	1295	500	424
G (list sport)												
B (list sport)												

* these numbers are taken from the previous school year (2000-2001)

"B" is for budgeted dollar amounts and "E" is for actual dollar expenditures. Expenditures should include items provided by third parties such as Booster Clubs.

Principal's Signature:  Date: April 10, 2002

2001-2002 KHSAA TITLE IX ATHLETICS AUDIT

Checklist – Overall Interscholastic Athletics Program

Areas of Compliance	ADVANTAGE TO (Respond based on Internal Evaluation by checking the appropriate column.)		
	GIRLS' PROGRAM	BOYS' PROGRAM	NEITHER PROGRAM
Equipment and Supplies			✓
Scheduling of Games and Practice Time			✓
Travel and Per Diem Allowances			✓
Coaching			✓
Locker Rooms, Practice and Competitive Facilities			✓
Medical and Training Facilities and Services			✓
Publicity			✓
Support Services			✓
Athletic Scholarships			✓
Tutoring			✓
Housing and Dining Facilities and Services			✓
Recruitment of Student Athletes			✓

Principal's Signature: _____



Date: April 10, 2002

School Name: Owen County High School

School Year: 2001-2002

Principal's Signature: _____

Date: April 10, 2001

**TITLE IX
CORRECTIVE ACTION PLAN**

To utilize this form indicate the intended area which needs corrective action and the suggested change time table for implementation. You may copy this form as needed. Please attach corrective action plans along with audit forms and submit by April 15, 2002.

ITEM FOR CORRECTION	SUGGESTED CHANGE	TIME TABLE FOR CORRECTIVE ACTION
Continue surveying students to consider adding volleyball for girls in the fall.	Add one additional girls sport to have seven each.	We are building a new school and we hope to see it meet our facility needs.
Baseball field has lights, softball field is better but has no lights. We will continue to look at this situation.	Add lights on the softball field.	*2005-if needed for girls fast-pitch softball.
Locker rooms and coaching offices for boys' and girls' sports.	Build new school which will meet our facilities needs.	2002-hopefully new school will have adequate facilities.
We have a soccer complex on campus with game field and practice fields.	Build new fields with new school.	Too much use on football field-can not schedule what is necessary.

Explanations: Volleyball survey showed 47 interested but only 4 students showed up for the meeting. We are planning on moving into a new high school for the upcoming school year. *The KHSAA called and said we need to light our softball field by 2003. We are working on this project with Owen Electric and the BOE. Locker rooms and offices in new school should be ready for next season. We have broke ground for a new soccer field for both boys and girls to use.

Principal's Signature _____

Date: April 10, 2001



2001-2002 INTERSCHOLASTIC ATHLETICS SURVEY Summary Of Student Responses

School Name: Owen County High School
School Enrollment: 487
Date: August, 2001
Completed By: Gran Mefford

Instructions:

1. Summarize the Student Athletics Interest Surveys Form T-61 by listing the total number of responses on the line next to each sport.
2. Under the Other Category please provide a listing of the sports as well as the number of students who are interested in participating.
3. Please sign and date the Summary Form (T-63) and mail the Summary Form only to the KHSAA by April 15, 2002. Do not mail the student surveys (Form T-61). However, these forms should be maintained in your files in the event they are requested subsequently.

525 Number of Surveys
487 Total Returned *487/525*
9-12 Grades Surveyed

How Was The Survey Administered?
Done through our Advisor/Advisee Program

Fall Sports (List Total Number of Participation Responses)

22 ___ Cross Country (Girls)
14 ___ Cross Country (Boys)
23 ___ Field Hockey (Girls)
44 ___ Football (Boys)
24 ___ Golf (Girls)
34 ___ Golf (Boys)
34 ___ Soccer (Girls)
39 ___ Soccer (Boys)
57 ___ Volleyball (Girls) ✓
23 ___ Volleyball (Boys)

Winter Sport (List Total Number of Participation Responses)

33 ___ Basketball (Girls)
50 ___ Basketball (Boys)
44 ___ Gymnastics (Girls)
22 ___ Indoor Track (Girls)
29 ___ Indoor Track (Boys)
46 ___ Swimming & Diving (Girls)
32 ___ Swimming & Diving (Boys)
47 ___ Wrestling (Boys)

Sprint Sport (List Total Number of Participation Responses)

<u>55</u>	Baseball (Boys)
<u>35</u>	Fast Pitch Softball (Girls)
<u>30</u>	Slow Pitch Softball (Girls)
<u>35</u>	Tennis (Girls)
<u>23</u>	Tennis (Boys)
<u>28</u>	Track (Girls)
<u>24</u>	Track (Boys)

Other Sports (From Student Survey T-61 Question 10)

Name of Sport	Number of Students Interested in Participating
<u>Judo</u>	3
<u>Archery</u>	3

Number of Students who participated in Intramural Sports.
(From Student Survey T-61 Question 5)

<u>Sport</u>	<u>Number</u>
<u>None</u>	

List Intramural Sports students are interested in adding:
(From Student Survey T-61 Question 6)

<u>Sport</u>	<u>Number</u>
<u>Swimming & Diving</u>	8
<u>Basketball</u>	15
<u>Volleyball</u>	10
<u>Boxing</u>	8
<u>Wrestling</u>	30
<u>Softball</u>	14
<u>Tennis</u>	7

Participation in Non-School Sports Activities
(From Student Survey T-61 Question 7)

<u>Sport</u>	<u>Number</u>
Volleyball	15
Swimming	20
Soccer	22
Football	13
Basketball	10
Baseball	24

Reasons for not participating in interscholastic athletics.
(From Survey Question 8)

<u>Response</u>	<u>Number</u>
<u>14</u> I prefer other activities such as band, chorus, etc.	
<u>47</u> I don't have time	
<u>6</u> The practice schedules and game times are inconvenient	
<u>11</u> The sport I like isn't offered	
<u>23</u> It's too expensive	
<u>2</u> I prefer to participate I club or intramural sports	
<u>17</u> Working	
<u>10</u> Other	

Student Suggestions to encourage participation

- Get better coaches.
- Offer more rewards.
- Add new sports.
- Don't cut players off teams.


Principal's Signature

4/10/02
Date