


Kentucky High School Athletic Association

Memorandum

To: Superintendent, Principal, and Athletic Director

From: Brigid L. DeVries, Commissioner




Date: July 3, 2002

Subject: 2001-2002 Annual Report Forms Submission

School: Warren Central High School

Enclosed please find a copy of Form T-65, The 2001-2002 Annual Report Forms Checklist. In addition, you may find an attachment with corrected copies of the forms submitted by your school personnel. Please review this information so the forms can be completed accurately in the future. Also, KHSAA Audit Staff may have requested a re-submission of some of the 2001-2002 Annual Report Forms or need additional information on your athletic programs. Please submit this information by the date requested if this is applicable. Copies and all KHSAA Title IX documents must be kept current and included in your permanent Title IX File at the school. All documents are subject to Open Records Requests.

Should you need any further information, please do not hesitate to call anytime.



Memo

To: KHSAA Member School Superintendents, Principals, and Athletic Directors

From: Brigid L. DeVries, Commissioner

Date: July 2, 2002

Re: 2002 Title IX Forms Submission

School	Warren Central	Reviewed by	Fran Edwards
--------	----------------	-------------	--------------

The following is a status report regarding the required 2001 - 2002 Title IX submission of forms due in to the KHSAA office by April 15, 2002. Appropriate audit personnel have reviewed these forms and the following is a summary of this review.

I. Checklist of Forms properly submitted in a satisfactory manner:

<input checked="" type="checkbox"/>	GE 19 (Annual Verification)	<input checked="" type="checkbox"/>	T-35 (Budget Expenses)
	T-1 (Summary Program Chart 1)	<input checked="" type="checkbox"/>	T-36 (Budget Expenses)
	T-2 (Summary Program Chart 2)	<input checked="" type="checkbox"/>	T-41 (Checklist - Overall Interscholastic Program)
<input checked="" type="checkbox"/>	T-3 (Summary Program Chart 3)	<input checked="" type="checkbox"/>	T-60 (Corrective Action Plan)
	T-4 (Summary Program Chart 4)	<input checked="" type="checkbox"/>	T-63 (Interscholastic Survey Results)

II. Status

A.		2001 - 2002 Forms are satisfactory and no further information or action is necessary at this time.
B.	<input checked="" type="checkbox"/>	Errors have been noted with respect to the following forms and corrected copies are being returned to you for placement in your Title IX file to ensure proper submission in the future. Forms T-1, T-2, and T-4 (see attached).
C.		The following forms were omitted and must be submitted by school representatives.
D.		Other Recommendation and Comments:

2001-2002
ACCOMMODATION OF INTERESTS AND ABILITIES
SUMMARY PROGRAM CHART 1

KHSAA
 Form T1
 Rev. 07/01

Participation Opportunities Test One


		(Column 1)	(Column 2)	(Column 3)	(Column 4)
	Program	Enrollment	Percentage of Total Enrollment	Number of Interscholastic Participants (double and triple count)	Percentage of Total Participation
Row 1	GIRLS	492	48.1%	196 163	40.7% 36.1
Row 2	BOYS	530	51.9%	286 265	59.3% 61.9
Row 3	Totals	1022	100%	482 428	100%

Instructions:

*Number of 8th grade students & below used in Column 4 calculations if applicable: 74

- 1) Determine the total number of girls enrolled, (place in Row 1, Column 1). Determine the total number of boys enrolled, (place in Row 2, Column 1).
- 2) Add the total number of girls and boys enrolled to determine total enrollment, (place in Row 3, Column 1).
- 3) Calculate the percentage of total enrollment that is female. (Divide Row 1, Column 1 by row 3, Column 1 and place in Row 1, Column 2.) Calculate the percentage of total enrollment that is male. (Divide Row 2, Column 1 by Row 3, Column 1 and place in Row 2, Column 2.) Note: Row 1, Column 2 plus Row 2, Column 2 should total 100%.
- 4) Ask the head coaches to review the most updated eligibility or squad lists for their teams. Ask coaches to confirm the names of those individuals who are on the team as of the first date of competition, and cross out the names of those who were cut from the team or quit the team prior to the first competitive event. Determine the total number of interscholastic athletics participants that are girls, (and place in Row 1, Column 3). In order to determine the total number of athletics participants, an individual should be counted each time he or she participates on a team. For example, if Jane Doe competes on the varsity volleyball team, the junior varsity volleyball team, the junior varsity basketball team, and the varsity softball team, she should be counted as four participants (do not include club or intramural sports participants, cheerleaders, dance teams, or pom squads). Calculate the same way for boys and girls. * In addition, should 8th grade students and below play on a Freshman, Junior Varsity, or Varsity team, they should also be counted for each team and sport on which they participate. If applicable, please asterisk the above notation as to how many 8th grade students & below are included. Using the same procedure, determine the total number of interscholastic athletic participants that are boys, (and place in Row 2, Column 3). Add Row 1, Column 3 plus Row 2, Column 3 to get total participants and place in Row 3, Column 3.
- 5) Calculate the percentage of female participation. (Row 1, Column 3 divided by Row 3, Column 3 and place in Row 1, Column 4.) Calculate the percentage of male participation. (Row 2, Column 3 divided by Row 3, Column 3 and place in Row 2, Column 4.) Note: Row 1, Column 4 plus Row 2, Column 4 should total 100%.

Note: While being within three percent is not a formal compliance standard; if the percent listed in Row 1, Column 4 is within 3% of Row 1, Column 2, then it provides a good target within which compliance is likely.

Principal's Signature:  Date: 3-25-02

2001-2002
ACCOMMODATION OF INTERESTS AND ABILITIES
SUMMARY PROGRAM CHART 2


KHSAA
 Form T2
 Rev. 07/01

Participation Opportunities Test Two

		Column 1	Column 2	Column 3	Column 4	Column 5	
Program		Number of Teams Currently Offered	Number of Participants	Number of Teams Added in Last Five Years	Number of Participants Added in Last Five Years	Percent of Total Participation By Sex Added in Last 5 Years	
GIRLS	Row 1	varsity:	9	101	3	36	35.6%
	Row 2	j.v.:	5	50	2	20	40%
	Row 3	frosh:	1	12	0	0	0
	Row 4	total:	15	163	5	56	34.4 36.8%
BOYS	Row 5	varsity:	9	156	1	0	0
	Row 6	j.v.:	6	76	0	0	0
	Row 7	frosh:	2	33	0	0	0
	Row 8	total:	17	265	1	0	0

- 1) List the number of interscholastic teams offered for girls and boys at each competitive level (for example, varsity, junior varsity, and freshman levels). Total each of the entries in Column 1 into Row 4, Column 1 and Row 8, Column 1.
- 2) List the number of interscholastic teams that have been added in the last five years at each competitive level. Total each of the entries in Column 3 into Row 4, Column 3 and Row 8, Column 3.
- 3) List the number of participants that are currently on each level of the teams that were added in the last five years. Total each of the entries in Column 2 into Row 4, Column 2 for girls and Row 8, Column 2 for boys. If a team was added previously but no longer exists, there are no current participants to be added for that team.
- 4) List the number of participants added in the last 5 years. Total each of the entries made in Column 4 into Row 4, Column 4 for girls and Row 8, Column 4 for boys.
- 5) Calculate the percentage of participants that have been added in the last five years (Column 4 divided by Column 2 on each line). For example, if girls' varsity soccer (22 participants), junior varsity soccer (18 participants), junior varsity golf (8 participants), and freshman softball (15 participants) have been added in the last five years, then 63 participation opportunities have been added for girls. If the total number of female participants in the program is 96 (taken from Form T-1, Row 1, Column 3), then 65.6% of the current opportunities (63 of 96) have been added in the last five years. Perform similar calculations for male participants.

Note: If the percentage of current participants added in the last five years is 25% or greater, compliance with test two may be possible. If less than 25%, then compliance with test three should be analyzed. **CAUTION:** 25% is not a formal compliance standard.

Principal's Signature:  Date: 3-27-02


2001-2002
ACCOMMODATION OF INTERESTS AND ABILITIES
SUMMARY PROGRAM CHART 4

KHSAA
 Form T4
 Rev. 07/01

Levels of Competition Test One

		(Column 1)	(Column 2)
	Team Levels	GIRLS	BOYS
Row 1	Total Number of Athletics Participants in All Levels	196 163	286 265
Row 2	Number of Varsity Teams Offered	9	9
Row 3	Number of Participants on all Varsity Teams	101	156
Row 4	Percentage of Total Varsity Participants By Sex	51.5% 61.9	54.5% 58.9
Row 5	Number of Junior Varsity Teams Offered	5	6
Row 6	Number of Participants on all Junior Varsity Teams	50	76
Row 7	Percentage of Total Junior Varsity Participants By Sex	25.5% 30.7	26.5% 28.7
Row 8	Number of Freshman Teams Offered	1	2
Row 9	Numbers of Participants on all Freshman Teams	12	33
Row 10	Percentage of Total Freshman Participants By Sex	6.1% 7.36	11.5% 12.5

- 1) Copy the number entered on Form T1, Row 1, Column 3 and place on Row 1, column 1 of this form.
- 2) Copy the number entered on Form T1, Row 2, Column 3 and place on Row 1, column 2 of this form.
- 3) List the number of teams at the varsity, junior varsity, and freshman levels for boys and girls (Rows #2,5,8) and place in the proper boxes in columns 1 and 2.
- 4) List the number of teams at the varsity, junior varsity, and freshman levels for boys and girls (Rows #3,6,9) and place in the proper boxes in columns 1 and 2.
- 5) Calculate the percentage of female and male participants at each level. (Rows #4,7,10)
 - Divide Row 3, Column 1 by Row 1, Column 1, and place the percentage in Row 4, Column 1.
 - Divide Row 3, Column 2 by Row 1, Column 2, and place the percentage in Row 4, Column 2.
 - Divide Row 6, Column 1 by Row 1, Column 1, and place the percentage in Row 7, Column 1.
 - Divide Row 6, Column 2 by Row 1, Column 2, and place the percentage in Row 7, Column 2.
 - Divide Row 9, Column 1 by Row 1, Column 1, and place the percentage in Row 10, Column 1.
 - Divide Row 9, Column 2 by Row 1, Column 2, and place the percentage in Row 10, Column 2.

Principal's Signature:  Date: 3-25-02

Kentucky High School Athletic Association

January 14, 2002

Dale Brown, Superintendent
Warren County Schools
303 Lovers Lane
Bowling Green, KY 42103

Dear Mr. Brown,

Enclosed please find a copy of a letter sent to me from Kenneth Taylor regarding some compliance issues with the Warren County Schools. I would like to have a response from you on these issues before I write him back.

Thank-you and I look forward to hearing from you.

Sincerely,

A handwritten signature in cursive script, reading "Brigid L. DeVries". The signature is written in black ink and is positioned over a large, faint, grey watermark of the letters "KHSAA" in the background.

Brigid L. DeVries, Executive Assistant Commissioner

cc: Louis Stout, Commissioner

Encl.

KENNETH TAYLOR
5277 BRISTOW RD.
BOWLING GREEN, KY 42103-9545
270-781-6637 270-202-5985 cell

K.H.S.A.A.
ATTN. BRIDGETTE DEVRIES
2280 EXECUTIVE DRIVE
LEXINGTON, KY. 40505

JAN 03 2002

TITLE IX NONCOMPLIANCE


MS. DEVRIES:

THIS LETTER IS IN REFERENCE TO THE WARREN COUNTY SCHOOL SYSTEMS TITLE IX NON COMPLIANCE TO THE ATHLETICS REGULATION OF EQUALITY. LAST YEAR MEMBERS OF THE K.H.S.A.A. MET AT WARREN EAST HIGH SCHOOL ABOUT DIFFERENT MATTERS CONCERNING TITLE IX, AND AT THAT TIME THE ATHLETIC DIRECTOR SAID THEY WOULD HAVE THE GIRLS AND BOYS DOUBLE HEADER BASKET BALL GAMES TO FLIP SO THE GIRLS WOULD GET PRIME TIME PLAYING AND EQUAL FRIDAY NIGHT PLAY, SO FAR THIS HAS NOT HAPPENED AND THEY ARE NOT PLANNING ON IT HAPPENING, A SCHEDULE IS INCLUDED, THE GIRLS COACHES ARE TRYING EVERY THING AND EVERY EXCUSE TO STOP THIS FROM HAPPENING, INCLUDING TELLING THEM THAT PLAYING FIRST IS BETTER BECAUSE THE CROWD WON'T STAY FOR THEIR GAME AND THEY WILL FEEL EMBARRASSED FROM THE CROWD LEAVING, THIS IS A CROCK. THE COACHES SAID THEY TRIED IT BEFORE AND IT DIDN'T WORK. ONE OFF THE COACHES TOLD ME THAT THE GIRLS WOULD GET (GOOSEY) WAITING TO PLAY. ONE TOLD ME THAT GIRL'S PLAYING ON FRIDAY'S WOULDN'T WORK BECAUSE THE BOY'S PARENTS WERE USED TO THE BOY'S PLAYING ON FRIDAYS. I GUESS THE GIRLS ARE SECOND CLASS PEOPLE AND THIS IS THE WAY IT WILL BE. WHY SHOULD WE, AS PARENT OF THE GIRLS, BE THE ONLY ONES THAT ALWAYS HAVE TO LEAVE WORK EARLY TO BE THERE TO SUPPORT OUR KIDS? I THOUGHT WE WERE ALL EQUAL. WHAT MAKES THE BOYS SUPERIOR? THE SUPERINTENDANT WOULD NOT GIVE ME THE NAMES OF THE TITLE IX BOARD AT WARREN EAST AND SAID IT WAS A SCHOOL PROBLEM. MR. BROWN COULD TELL THE 3 HIGH SCHOOLS THEY ARE GOING TO SWITCH AND IT WOULD HAPPEN NOW. Mr. BURKEEN KNOWS THAT SOME WHERE DOWN THE LINE IT WILL HAPPEN. THE SCHOOL SYSTEM IS RELUCTANT FOR IT TO HAPPEN. I THOUGHT THIS WAS LAW AND THE K.H.S.A.A. WAS TO ENFORCE THE LAW. I AM NOT THE ONLY PARENT THAT IS UPSET ABOUT THIS. WHY NOT TAKE A SURVEY FROM THE GIRL'S PARENT'S AND GET THEIR INPUT ON THIS.

I WILL BE WAITING FOR A REPLY TO SEE WHERE YOU STAND ON THIS ISSUE, IT SEEMS THE LAW IS QUITE CLEAR ON THIS.

MY E MAIL ADDRESS IS kenandella@aol.com.

THANK YOU FOR YOUR TIME.





APR 15 2002

**2001-2002 KENTUCKY HIGH SCHOOL ATHLETIC ASSOCIATION
ANNUAL VERIFICATION OF TITLE IX PROCEDURES
(To be submitted by April 15, 2002 along with other required forms)**

The Warren Central High School, Bowling Green, Kentucky
(Name of High School) (City)

certifies to the Kentucky High School Athletic Association that the following is an accurate and true representation of the facts surrounding compliance with Title 20, U.S.C. Titles 1681-1688, et. Seq. (also known as Title IX)

I certify the following provisions in accordance with records at the school contained in the permanent Title IX file, and to the best of my knowledge have completed the following tasks. (All boxes must be checked)

Established a gender equity committee at the high school. (list committee personnel and provide attachment if necessary)

Name	Address	Phone	Title
(See attached Page)			

Scheduled a minimum of three meetings during the 2001-2002 school year on the following dates:

- August 25, 2001
- January 31, 2002
- May 20, 2002

Designated the following person(s) as the Title IX coordinator for the school/district:

<u>Eric Wilson</u>	<u>Athletic Director</u>	<u>559 Morgantown Rd.</u>	<u>270-781-2404</u>
Name	Title	Address	Phone

School personnel are continuing to make periodic reviews of the boys and girls athletics program reflected in the Corrective Action Plan.

In addition to the above information, the above referenced school maintains a complete permanent file relative to Title IX records including copies of the self-assessment audit, all corrective action plans, and other related materials.

[Signature]
Principal's Signature

3-25-2002
Date

[Signature]
Superintendent Signature

[Signature]
School Board Chairpersons' Signature

(Send original copy to KHSAA - Maintain duplicate in Title IX school folder)

2001/2003 Title IX Committee

Eric Wilson	Athletic Director / Title IX Coordinator	(270) 781-2404
Barry Dye	Principal	(270) 842-7302
Lex Lindsey	Boys Sports Representative	(270) 746-0642
Dennis Jenkins	Girls Sports Representative	(270) 781-2401
Paige Spangler	Girl Athlete	(270) 781-6909
Dustin Beard	Boy Athlete	(270) 842-7302
Pam Spangler	Parent Representative	(270) 781-6909

2001-2002
ACCOMMODATION OF INTERESTS AND ABILITIES
SUMMARY PROGRAM CHART 1

KHSAA
 Form T1
 Rev. 07/01

Participation Opportunities Test One


		(Column 1)	(Column 2)	(Column 3)	(Column 4)
	Program	Enrollment	Percentage of Total Enrollment	Number of Interscholastic Participants (double and triple count)	Percentage of Total Participation
Row 1	GIRLS	492	48.1%	196 163	40.7% 38.1
Row 2	BOYS	530	51.9%	286 265	59.3% 61.9
Row 3	Totals	1022	100%	482 428	100%

Instructions:

*Number of 8th grade students & below used in Column 4 calculations if applicable: 74

- 1) Determine the total number of girls enrolled, (place in Row 1, Column 1). Determine the total number of boys enrolled, (place in Row 2, Column 1).
- 2) Add the total number of girls and boys enrolled to determine total enrollment, (place in Row 3, Column 1).
- 3) Calculate the percentage of total enrollment that is female. (Divide Row 1, Column 1 by row 3, Column 1 and place in Row 1, Column 2.) Calculate the percentage of total enrollment that is male. (Divide Row 2, Column 1 by Row 3, Column 1 and place in Row 2, Column 2.) Note: Row 1, Column 2 plus Row 2, Column 2 should total 100%.
- 4) Ask the head coaches to review the most updated eligibility or squad lists for their teams. Ask coaches to confirm the names of those individuals who are on the team as of the first **date of competition**, and cross out the names of those who were cut from the team or quit the team prior to the first competitive event. Determine the total number of interscholastic athletics participants that are girls, (and place in Row 1, Column 3). In order to determine the total number of athletics participants, an individual should be counted each time he or she participates on a team. For example, if Jane Doe competes on the varsity volleyball team, the junior varsity volleyball team, the junior varsity basketball team, and the varsity softball team, she should be counted as four participants (**do not include club or intramural sports participants, cheerleaders, dance teams, or pom squads**). Calculate the same way for boys and girls. * In addition, should 8th grade students and below play on a Freshman, Junior Varsity, or Varsity team, they should also be counted for each team and sport on which they participate. If applicable, please asterisk the above notation as to how many 8th grade students & below are included. Using the same procedure, determine the total number of interscholastic athletic participants that are boys, (and place in Row 2, Column 3). Add Row 1, Column 3 plus Row 2, Column 3 to get total participants and place in Row 3, Column 3.
- 5) Calculate the percentage of female participation. (Row 1, Column 3 divided by Row 3, Column 3 and place in Row 1, Column 4.) Calculate the percentage of male participation. (Row 2, Column 3 divided by Row 3, Column 3 and place in Row 2, Column 4.) Note: Row 1, Column 4 plus Row 2, Column 4 should total 100%.

Note: While being within three percent is not a formal compliance standard; if the percent listed in Row 1, Column 4 is within 3% of Row 1, Column 2, then it provides a good target within which compliance is likely.

Principal's Signature:  Date: 3-25-02

2001-2002
ACCOMMODATION OF INTERESTS AND ABILITIES
SUMMARY PROGRAM CHART 2

KHSAA
 Form T2
 Rev. 07/01

Participation Opportunities Test Two

		Column 1	Column 2	Column 3	Column 4	Column 5	
Program		Number of Teams Currently Offered	Number of Participants	Number of Teams Added in Last Five Years	Number of Participants Added in Last Five Years	Percent of Total Participation By Sex Added in Last 5 Years	
GIRLS	Row 1	varsity:	9	101	3	36	35.6%
	Row 2	j.v.:	5	50	2	20	40%
	Row 3	frosh:	1	12	0	0	0
	Row 4	total:	15	163	5	56	34.4 36.8%
BOYS	Row 5	varsity:	9	156	1	0	0
	Row 6	j.v.:	6	76	0	0	0
	Row 7	frosh:	2	33	0	0	0
	Row 8	total:	17	265	1	0	0

- 1) List the number of interscholastic teams offered for girls and boys at each competitive level (for example, varsity, junior varsity, and freshman levels). Total each of the entries in Column 1 into Row 4, Column 1 and Row 8, Column 1.
- 2) List the number of interscholastic teams that have been added in the last five years at each competitive level. Total each of the entries in Column 3 into Row 4, Column 3 and Row 8, Column 3.
- 3) List the number of participants that are currently on each level of the teams that were added in the last five years. Total each of the entries in Column 2 into Row 4, Column 2 for girls and Row 8, Column 2 for boys. If a team was added previously but no longer exists, there are no current participants to be added for that team.
- 4) List the number of participants added in the last 5 years. Total each of the entries made in Column 4 into Row 4, Column 4 for girls and Row 8, Column 4 for boys.
- 5) Calculate the percentage of participants that have been added in the last five years (Column 4 divided by Column 2 on each line). For example, if girls' varsity soccer (22 participants), junior varsity soccer (18 participants), junior varsity golf (8 participants), and freshman softball (15 participants) have been added in the last five years, then 63 participation opportunities have been added for girls. If the total number of female participants in the program is 96 (taken from Form T-1, Row 1, Column 3), then 65.6% of the current opportunities (63 of 96) have been added in the last five years. Perform similar calculations for male participants.

Note: If the percentage of current participants added in the last five years is 25% or greater, compliance with test two may be possible. If less than 25%, then compliance with test three should be analyzed. **CAUTION:** 25% is not a formal compliance standard.

Principal's Signature: _____

Date: 3-27-02

2001-2002
ACCOMMODATION OF INTERESTS AND ABILITIES
SUMMARY PROGRAM CHART 3


KHSAA
 Form T3
 Rev. 07/01

Participation Opportunities Test Three

For any question answered "YES" identify the respective sport(s).

	GIRLS (Yes / No)		BOYS (Yes / No)
1. Is there an intramural team offered in a sport not now available in the interscholastic athletics program? (YES or NO)	NO		NO
2. For a sport <u>not</u> currently offered, is there sufficient interest to form a viable interscholastic team based on participation on an intramural team or community recreation teams? (YES or NO)	NO		NO
3. For a sport <u>not</u> currently offered, is there sufficient interest to form a viable interscholastic team with the interscholastic survey.	NO		YES
4. For a sport currently offered, is there interest to form a viable team for a junior varsity, freshman, or other intramural level that is not currently offered? (YES or NO)	YES		NO
5. If you answered YES to question (1), (2), (3) or (4), are there enough high schools in your geographic area offering the sport (at the appropriate level) to allow for the development of a reasonable schedule of competition. (YES or NO)	YES		NO

- * Volleyball
- * Wrestling

Principal's Signature:  Date: 3-25-02

2001-2002
ACCOMMODATION OF INTERESTS AND ABILITIES
SUMMARY PROGRAM CHART 4

KHSAA
 Form T4
 Rev. 07/01

Levels of Competition Test One

		(Column 1)	(Column 2)
	Team Levels	GIRLS	BOYS
Row 1	Total Number of Athletics Participants in All Levels	196 163	286 265
Row 2	Number of Varsity Teams Offered	9	9
Row 3	Number of Participants on all Varsity Teams	101	156
Row 4	Percentage of Total Varsity Participants By Sex	51.5% 61.9	54.5% 58.9
Row 5	Number of Junior Varsity Teams Offered	5	6
Row 6	Number of Participants on all Junior Varsity Teams	50	76
Row 7	Percentage of Total Junior Varsity Participants By Sex	25.5% 30.7	26.5% 28.7
Row 8	Number of Freshman Teams Offered	1	2
Row 9	Numbers of Participants on all Freshman Teams	12	33
Row 10	Percentage of Total Freshman Participants By Sex	6.1% 7.36	11.5% 12.5

- 1) Copy the number entered on Form T1, Row 1, Column 3 and place on Row 1, column 1 of this form.
- 2) Copy the number entered on Form T1, Row 2, Column 3 and place on Row 1, column 2 of this form.
- 3) List the number of teams at the varsity, junior varsity, and freshman levels for boys and girls (Rows #2,5,8) and place in the proper boxes in columns 1 and 2.
- 4) List the number of teams at the varsity, junior varsity, and freshman levels for boys and girls (Rows #3,6,9) and place in the proper boxes in columns 1 and 2.
- 5) Calculate the percentage of female and male participants at each level. (Rows #4,7,10)
 - Divide Row 3, Column 1 by Row 1, Column 1, and place the percentage in Row 4, Column 1.
 - Divide Row 3, Column 2 by Row 1, Column 2, and place the percentage in Row 4, Column 2.
 - Divide Row 6, Column 1 by Row 1, Column 1, and place the percentage in Row 7, Column 1.
 - Divide Row 6, Column 2 by Row 1, Column 2, and place the percentage in Row 7, Column 2.
 - Divide Row 9, Column 1 by Row 1, Column 1, and place the percentage in Row 10, Column 1.
 - Divide Row 9, Column 2 by Row 1, Column 2, and place the percentage in Row 10, Column 2.

Principal's Signature:  Date: 3-25-02

2001-2002

KHSAA
Form T35
REV. 07/01

**BUDGETED AND ACTUAL EXPENDITURES - PROGRAM COMPARISON CHART
TO INCLUDE BOOSTER CLUB FUNDING**

	equipment and supplies		travel		awards		coaches' salaries (to include supplemental and extended employment)		facilities improvements		publications (if sport-specific)	
	B	E	B	E	B	E	B	E	B	E	B	E
G basketball	10,500	1693.09	0	0	500	0	4309	4,309	0	0	275	275
B basketball	10,000	1833.11	0	0	500	0	4,700	4,700	0	0	275	275
G softball	6,000	1500.00	0	0	500	0	3,000	3,000	0	35,000	200	200
B baseball	4,000	1301.00	0	0	500	0	3,000	3,000	0	35,000	200	200
G cross country	1,050	1050.00	0	0	200	200	1,300	1,300	0	0	0	0
B cross country	1,050	1050.00	0	0	200	200	1,300	1,300	0	0	0	0
G golf	1,050	1050.00	0	0	200	200	1,300	1,300	0	0	0	0
B golf	1,050	1050.00	0	0	200	200	1,300	1,300	0	0	0	0
G soccer	3,145	2076.42	0	0	500	500	3,000	3,000	0	6,000	300	300
B soccer	2,450	2051.74	0	0	500	500	3,000	3,000	0	6,000	300	300
G swimming	0	300	0	0	0	0	1,300	1,300	0	0	0	0
B swimming	0	0	0	0	0	0	1,300	0	0	0	0	0

"B" is for budgeted dollar amounts and "E" is for actual dollar expenditures. Expenditures should include items provided by third parties such as Booster Clubs.

Principal's Signature:  Date: 5-25-02

2001-2002

KHSAA
Form 136
REV. 07/01

**BUDGETED AND ACTUAL EXPENDITURES - PROGRAM COMPARISON CHART 2
TO INCLUDE BOOSTER CLUB FUNDING**

Teams	equipment and supplies		travel		awards		coaches' salaries (to include supplemental and extended employment)		facilities improvements		publications (if sport-specific)	
	B	E	B	E	B	E	B	E	B	E	B	E
G track	2,000	2,000	0	0	250	0	1,300	1,300	0	0	0	0
B track	2,000	2,000	0	0	250	0	1,300	1,300	0	0	0	0
G tennis	1,350	475.00	0	0	200	0	1,300	1,300	0	0	0	0
B tennis	1,050	475.00	0	0	200	0	1,300	1,300	0	0	0	0
G volleyball	1,800	1527.00	0	0	300	300	3,000	3,000	0	0	0	0
B wrestling												
G (list sport)												
B (football)	14,000	6626.04	0	0	1,000	1,000	4,317	4,317	0	0	300	300
G (list sport)												
B (list sport)												

"B" is for budgeted dollar amounts and "E" is for actual dollar expenditures. Expenditures should include items provided by third parties such as Booster Clubs.

Principal's Signature: _____

Date: _____


B. J. ...

2001-2002 KHSAA TITLE IX ATHLETICS AUDIT

KHSAA
Form T41
Rev. 07/01

Checklist - Overall Interscholastic Athletics Program

Areas of Compliance	ADVANTAGE TO (Respond based on Internal Evaluation by checking the appropriate column.)		
	GIRLS' PROGRAM	BOYS' PROGRAM	NEITHER PROGRAM
Equipment and Supplies			X
Scheduling of Games and Practice Time			X
Travel and Per Diem Allowances			X
Coaching			X
Locker Rooms, Practice and Competitive Facilities		X	
Medical and Training Facilities and Services			X
Publicity			X
Support Services			X
Athletic Scholarships			X
Tutoring			X
Housing and Dining Facilities and Services			X
Recruitment of Student Athletes			X

Principal's Signature:  Date: 3-25-02

2001-2002
TITLE IX
CORRECTIVE ACTION PLAN

School Name: Warren Central
 School Year: 2001 / 2002
 Principal's Signature: _____
 Date: _____

To complete this form, indicate the intended area which needs corrective action, the suggested change and time table for implementation. You may copy this form as needed. Please attach corrective action plans along with audit forms and submit by April 15, 2002.

ITEM FOR CORRECTION	SUGGESTED CHANGE	TIME TABLE FOR CORRECTIVE ACTION
Girls basketball locker rooms	Remove metal lockers to install wooden individual lockers.	Fall 2002 Have metal lockers removed secure wood for improvements.

• An explanation (status report) is needed for all areas identified previously as items for correction as well as all areas currently identified as items for correction. This form shall be typed.

Principal's Signature:  Date: B-27-02

WARREN CENTRAL HIGH SCHOOL
DEPARTMENT OF ATHLETICS
2001/ 02 STATUS REPORT

SOFTBALL

Softball fences have been moved from 240' to 200' .

New fencing was put around the softball area.

A new P.A. system was purchased for the softball field.

Yellow poly capped boarder was placed on the outfield fence for softball.

a 10' high protective net was placed behind home plate on the softball field.

Softball dug out benches have been painted.

PUBLICITY

The local radio station is carrying a equal number of boys & girls basketball games.

Local paper and T.V. media has been doing a better job covering girls athletics.

GIRLS BASKETBALL LOCKER ROOM

Plans to renovate fall 2002.

Eric Wilson, A.D. Title IX Coordinator

A handwritten signature in black ink, appearing to read "Barry P. Dye", is written over a horizontal line. The signature is stylized and cursive.

Barry P. Dye, Principal

2001-2002 INTERSCHOLASTIC ATHLETICS SURVEY

Summary Of Student Responses

School Name: Warren Central

School Enrollment: 1022

Date: 3-27-02

Completed By: Eric Wilson, A.D.

Instructions:

1. Summarize the Student Athletics Interest Surveys Form T-61 by listing the total number of responses on the line next to each sport.
2. Under the Other Category please provide a listing of the sports as well as the number of students who are interested in participating.
3. Please sign and date the Summary Form (T-63) and mail the Summary Form only to the KHSAA by April 15, 2002. Do not mail the student surveys (Form T-61). However, these Forms should be maintained in your files in the event they are requested subsequently.

760 Number of Surveys

603 Total Returned

9-11 Grades Surveyed

How Was The Survey Administered? During a morning homeroom class.

Fall Sports (List Total Number of Participation Responses)

12 Cross Country (Girls)

9 Cross Country (Boys)

7 Field Hockey (Girls)

86 Football (Boys)

11 Golf (Girls)

17 Golf (Boys)

32 Soccer (Girls)

48 Soccer (Boys)

31 Volleyball (Girls)

19 Volleyball (Boys)

Winter Sport (List Total Number of Participation Responses)

31 Basketball (Girls)

89 Basketball (Boys)

21 Gymnastics (Girls)

7 Indoor Track (Girls)

7 Indoor Track (Boys)

9 Swimming & Diving (Girls)

6 Swimming & Diving (Boys)

39 Wrestling (Boys)

Spring Sport (List Total Number of Participation Responses)

<u>52</u>	Baseball (Boys)
<u>28</u>	Fast Pitch Softball (Girls)
<u>12</u>	Slow Pitch Softball (Girls)
<u>16</u>	Tennis (Girls)
<u>19</u>	Tennis (Boys)
<u>24</u>	Track (Girls)
<u>40</u>	Track (Boys)

Other Sports (From Student Survey T-61 Question 10)

Name of Sport	Number of Students Interested In Participating
<u>Wrestling</u>	<u>42</u>
<u>In line Hockey</u>	<u>16</u>
<u> </u>	<u> </u>
<u> </u>	<u> </u>
<u> </u>	<u> </u>
<u> </u>	<u> </u>
<u> </u>	<u> </u>

Number of Students who participate in Intramural Sports.
(From Student Survey T-61 Question 5)

<u>Sport</u>	<u>Number</u>
<u>N/A</u>	<u> </u>
<u> </u>	<u> </u>
<u> </u>	<u> </u>
<u> </u>	<u> </u>
<u> </u>	<u> </u>
<u> </u>	<u> </u>

List Intramural Sports students are interested in adding:
(From Student Survey T-61 Question 6)

<u>Sport</u>	<u>Number</u>
<u>In line Hockey</u>	<u>16</u>
<u>Ping Pong</u>	<u>6</u>
<u>Fencing</u>	<u>9</u>
<u>Wrestling</u>	<u>42</u>
<u>Boxing</u>	<u>18</u>
<u> </u>	<u> </u>

Participation in Non-School Sports Activities
(From Student Survey T-61 Question 7)


<u>Sport</u>	<u>Number</u>
Tennis	16
Volleyball	12
In line Hockey	21
Baseball	46
County Basketball	58
Bowling	9

Reasons for not participating in interscholastic athletics.
(From Survey Question 8)

<u>Response</u>	<u>Number</u>
58 I prefer other activities such as band, chorus, etc.	
116 I don't have time	
27 The practice schedules and game times are inconvenient	
37 The sport I like isn't offered	
14 It's too expensive	
9 I prefer to participate in club or intramural sports	
96 Working	
41 Other	

Student Suggestions to encourage participation

- Keep more people on the sports teams.
- Make it where grades will not affect the students participation.
- More flexible practice times.

Principal's Signature 

Date 3-27-02

**2002 - 2003 Budget
Warren Central High School**

<u>Item/Department</u>	<u>2002/2003 Projecton</u>	<u>2001/2002</u>
Academic Team	3,000.00	3,000.00
Agriculture	3,000.00	3,000.00
Art	3,500.00	3,500.00
Band Consumable	2,500.00	2,500.00
Band Equipment	4,500.00	4,500.00
Band Equipment Repair	2,000.00	2,000.00
Business and Office	6,500.00	6,500.00
Central Printing	3,500.00	4,500.00
Paper	7,000.00	7,400.00
Gifted and Talented	1,000.00	1,000.00
Graduation	5,026.58	5065.00
Health and P.E.	3,000.00	3,000.00
Life Sciences (formerly Home Ec.)	3,000.00	3,000.00
JROTC	2,500.00	2,500.00
Language Arts/Reading	5,500.00	5,500.00
Office Supplies, Guidance	2,500.00	2,500.00
Math	3,000.00	3,000.00
Postage Meter	5,000.00	5,500.00
Science	6,500.00	6,500.00
Social Studies	3,000.00	3,000.00
Student Publications	3,000.00	3,000.00
Vocal Music	2,500.00	4,556.77
School Play	2,000.00	3,000.00
Baseball	2,100.00	2,100.00
Cross-country	2,100.00	2,100.00
Golf	2,100.00	2,100.00
Soccer	3,500.00	3,500.00
Softball	2,100.00	2,100.00
Tennis	2,100.00	2,100.00
Track	3,500.00	3,500.00
Volleyball	<u>2,100.00</u>	<u>2,100.00</u>
<u>Totals</u>	<u>102,626.58</u>	<u>107,621.77</u>

Note: The 2002/03 projection is approximately \$5000 less than the final 2001/2002. The 2001/02 allocation reflected carryover money added to the budget in November of 2001. This is expected to be the case again in 2002.

From: 02/01/2002

General Ledger Report

From Account: 1000

To : 02/28/2002

FEBRUARY REPORT

To Account: 4008

Account Name	Beg. Bal.	Recpt/JV	Disb/JV	Transfer	End. Bal.	Payables	Workin
001000 BASEBALL	3388.40	0.00	-1301.00	0.00	2087.40	0.00	2087.40
001010 BOYS BASKETBALL	7870.70	1876.75	-1833.11	0.00	7914.34	0.00	7914.34
001015 GIRLS BASKETBALL	5787.50	1434.00	-1693.09	0.00	5528.41	0.00	5528.41
001020 CHEERLEADING	1048.79	0.00	0.00	0.00	1048.79	0.00	1048.79
001030 CROSS COUNTRY	77.82	0.00	0.00	0.00	77.82	0.00	77.82
001040 FOOTBALL	9963.26	0.00	-2689.30	0.00	7273.96	0.00	7273.96
001050 GOLF	1316.76	0.00	-918.00	0.00	398.76	0.00	398.76
001060 BOYS SOCCER	398.26	0.00	0.00	0.00	398.26	0.00	398.26
001065 GIRLS SOCCER	1068.58	0.00	0.00	0.00	1068.58	0.00	1068.58
001070 SOFTBALL	767.34	150.00	0.00	0.00	917.34	0.00	917.34
001080 BOYS TENNIS	58.24	0.00	0.00	0.00	58.24	0.00	58.24
001085 GIRLS TENNIS	310.95	0.00	0.00	0.00	310.95	0.00	310.95
001090 TRACK	17.75	0.00	0.00	0.00	17.75	0.00	17.75
001095 VOLLEYBALL	273.74	0.00	0.00	0.00	273.74	0.00	273.74
001111 ATHLETIC	225.48	0.00	0.00	0.00	225.48	0.00	225.48

I have reviewed the above ledger report and attached reports for the current month. I find them accurate and complete to the best of my knowledge.

Bookkeeper: Kelly A. Smith Date: 3/15/02

Principal: Bruce P. [Signature] Date: 3/17/02


**SCHOOL ACTIVITY FUNDS
CASH RECEIPTS & EXPENDITURES BUDGET
(PRINCIPAL'S COMBINED BUDGET)**


F-SA-3
8/93

Warren Central High School
SCHOOL

2001-02
YEAR

ACTIVITY ACCOUNT	BEGINNING BALANCE		ESTIMATED RECEIPTS		ESTIMATED EXPENDITURES		BALANCE	
Afro-American Club	855.	51	960.	00	960.	00	855.	51
Alumni	404.	96	500.	00	500.	00	404.	96
Ap-Exams	1067.	12	3994.	00	3950.	00	1111.	12
Art Club	901.	66	305.	00	255.	00	951.	66
Asian-American Club	1161.	90	509.	00	480.	00	1190.	90
Athletic Acct.	483.	00	400.	00	400.	00	483.	00
Band	693.	09	8000.	00	7800.	00	893.	09
Baseball	2586.	12	1800.	00	1800.	00	2586.	12
Beta Club	636.	16	2900.	00	2700.	00	836.	16
Bosnian-American	375.	36	228.	00	150.	00	453.	36
Boys Basketball	8131.	44	10,000.	00	8150.	00	9981.	44
Boys Soccer	441.	50	2000.	00	2000.	00	441.	50
Boys Tennis	198.	74	275.	00	275.	00	198.	74
Cheerleading	20.	79	5000.	00	5000.	00	20.	79
Computer Club	208.	44	580.	00	525.	00	263.	44
Co-Op	754.	88	2800.	00	2440.	00	1114.	88
Cross Country	162.	46	400.	00	400.	00	162.	46
Drag-N-Click	26.	72	400.	00	400.	00	26.	72
Drama	147.	36	2400.	00	2000.	00	547.	36
Faculty Vending	1153.	49	2500.	00	2500.	00	1153.	49
FBLA	977.	24	8425.	00	8425.	00	977.	24
FCA	357.	57	700.	00	646.	00	411.	57
FCCLA	1572.	91	7090.	00	7090.	00	1572.	91
FFA	2722.	04	20,050.	00	19,100.	00	3672.	04
Football	6371.	51	15,000.	00	15,000.	00	6371.	51
French Club	534.	03	200.	00	150.	00	584.	03
Continued on next page.								
TOTALS								

APPROVED: 
PRINCIPAL
7/9/01
DATE


CENTRAL FUND TREASURER
7-9-2001
DATE


SCHOOL ACTIVITY FUNDS
CASH RECEIPTS & EXPENDITURES BUDGET
 (PRINCIPAL'S COMBINED BUDGET)


8/93

Warren Central High School
 SCHOOL

2001-02
 YEAR

ACTIVITY ACCOUNT	BEGINNING BALANCE	ESTIMATED RECEIPTS	ESTIMATED EXPENDITURES	BALANCE
Girls Basketball	8124.31	11,000.00	10,800.00	8324.31
Girls Soccer	251.28	1395.00	1395.00	251.28
Girls Tennis	474.46	500.00	300.00	674.46
Golf	73.15	150.00	150.00	73.15
Home Ec.	.82	1050.00	1050.00	.82
Interest	3236.55	3000.00	2000.00	4236.55
Journalism	515.87	200.00	100.00	615.87
J R O T C	720.48	8858.00	8858.00	720.48
Library	2830.43	325.00	325.00	2830.43
Literary Club	778.10	500.00	500.00	778.10
Math Club	40.44	171.00	168.00	43.44
Music Club	2231.64	3500.00	3405.00	2326.64
Musical	4730.53	11,650.00	10,825.00	5555.53
Native-American Club	63.44	100.00	100.00	63.44
Pep Club	915.32	2500.00	1500.00	1915.32
Physics Club	231.48	2100.00	2100.00	231.48
Pride Club	1335.71	1600.00	1200.00	1735.71
Prom	8013.51	4200.00	3650.00	8563.51
S C E C	44.94	210.00	210.00	44.94
School	2902.44	13,000.00	11,000.00	4902.44
Softball	1014.39	4400.00	4400.00	1014.39
Spanish Chorus	49.31	49.00	32.00	66.31
Spanish Club	255.96	250.00	250.00	255.96
Special Events	151.06	3000.00	3000.00	151.06
Speech Club	44.38	130.00	130.00	44.38
Student Vending	6197.56	15,000.00	12,500.00	8697.56
Continued on next page.				
TOTALS				

APPROVED: 
 PRINCIPAL
 7/5/01
 DATE


 CENTRAL FUND TREASURER
 7-9-2001
 DATE

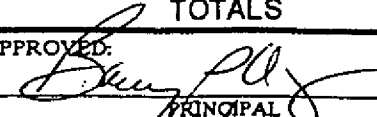
SCHOOL ACTIVITY FUNDS
CASH RECEIPTS & EXPENDITURES BUDGET
(PRINCIPAL'S COMBINED BUDGET)


F-SA-3
8/93

Warren Central High School
SCHOOL

2001-02
YEAR

ACTIVITY ACCOUNT	BEGINNING BALANCE	ESTIMATED RECEIPTS	ESTIMATED EXPENDITURES	BALANCE
Tech Ed.	1683.50	1600.00	-0-	3283.50
Textbooks	5611.28	1000.00	500.00	6111.28
Track	107.75	1000.00	1000.00	107.75
Vo-Ag	10,499.10	2800.00	2800.00	10,499.10
Volleyball	154.92	2000.00	2000.00	154.92
Yearbook	20,628.03	22,000.00	22,000.00	20,628.03
TOTALS	116,858.14	216,654.00	201,344.00	132,168.14

APPROVED: 
PRINCIPAL
7/9/01
DATE


CENTRAL FUND TREASURER
7-9-2001
DATE




School Activity Funds
Receipts & Expenditures Budget

Account BASEBALL

2001-2002

Warren Central High School

Description	Receipts	
Gate Receipts (Home Games)	1,500.00	
District Tournament Share	300.00	
Description		Expenditures
Tournament Expenses		300.00
Varsity & JV Umpires		1,500.00
	Receipts	Expenditures
Totals	1,800.00	1,800.00

 Activity Sponsor
 Principal
 Activity Treasurer



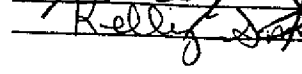
School Activity Funds
Receipts & Expenditures Budget

Account BOYS BASKETBALL

2001-2002

Warren Central High School

Description	Receipts	
Gate Receipts	10,000.00	
Description		Expenditures
Referees for Games		2,500.00
Basketballs		300.00
Medical Equipment		200.00
Shoes		600.00
State Tournament Expenses		600.00
Practice Uniforms		750.00
Security for Games		800.00
Gate Workers		1,000.00
Summer Basketball		1,000.00
Team Meals		400.00
	Receipts	Expenditures
Totals	10,000.00	8,150.00

Activity Sponsor
Principal
Activity Treasurer




School Activity Funds
Receipts & Expenditures Budget

Account BOYS Soccer

2001-2002

Warren Central High School

Description	Receipts	
Ticket Sales	2,000.00	
Description		Expenditures
Referee Pay		2,000.00
Totals	Receipts 2,000.00	Expenditures 2,000.00

	Activity Sponsor
	Principal
	Activity Treasurer

School Activity Funds Receipts & Expenditures Budget




Account Tennis-Boys
Warren Central High School

2001 - 2002

Receipts	Amount	Expenditures
Host Tournament	275.00	

Receipts	Amount	Expenditures
Trophies		200.00
Varsity/Letters		40.00
Banquet		35.00
	Receipts	Expenditure

	275. ⁰⁰	275. ⁰⁰
--	--------------------	--------------------


 _____ Activity Sponsor

 _____ Principal

 _____ Activity Treasurer

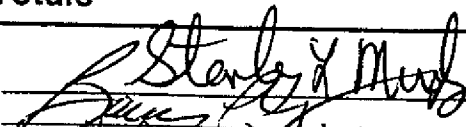


School Activity Funds
Receipts & Expenditures Budget

Account CROSS COUNTRY

2001-2002

Warren Central High School

Description	Receipts	
Letter Jackets	400.00	
Description		Expenditures
Letter Jackets		400.00
	Receipts	Expenditures
Totals	400.00	400.00

 Activity Sponsor
 Principal
 Activity Treasurer

School Activity Funds
Receipts & Expenditures Budget

Account GIRLS BASKETBALL

2001-2002

Warren Central High School

Description	Receipts	
Gate Receipts	11,000.00	
Description		Expenditures
Referees		3,800.00
Basketballs		200.00
Medical Equipment		300.00
Shoes		950.00
Christmas Tourney Expenses		1,500.00
State Tourney Expenses		1,000.00
Practice Uniforms		300.00
Security for Games		800.00
Gate Workers		1,000.00
Shooting /Rebounding Machine		650.00
Knee Pads		200.00
Towels		100.00
	Receipts	Expenditures
Totals	11,000.00	10,800.00

[Signature] Activity Sponsor
[Signature] Principal
[Signature] Activity Treasurer

School Activity Funds Receipts & Expenditures Budget

Account GIRLS Soccer
Warren Central High School

2001 - 2002

RECEIPTS		
Gate Income	1,395.00	
EXPENDITURES		
Officials		1,000.00
Assigning Fee		125.00
Dues		150.00
Ticket Collectors		120.00
	Receipts	Expenditure

Kentley D. Lee Activity Sponsor
[Signature] Principal
Robby Smith Activity Treasurer

1,395.⁰⁰

1,395.⁰⁰

School Activity Funds
Receipts & Expenditures Budget




Account Tennis-Girls
Warren Central High School

2001 - 2002

Sales/Dresses, Skirts, & Shirts	500.00	
Tournament Fee		100.00
Trophies		100.00
Banquet		100.00
	Receipts	Expenditure

500.⁰⁰

300.⁰⁰

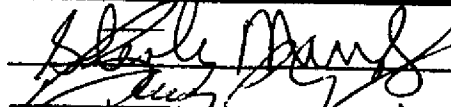

 Activity Sponsor
 Principal
 Activity Treasurer

School Activity Funds
Receipts & Expenditures Budget

Account Softball
Warren Central High School

2001 - 2002

Receipts		
Letter Jackets	400.00	
Candy Sales	4,000.00	
	Receipts	
Expenditure		
Letter Jackets		400.00
Gulf Shores		4000.00
		Expenditure

 Activity Sponsor
 Activity Treasurer

4,400.00

4,400.00




School Activity Funds
Receipts & Expenditures Budget

Account Track
Warren Central High School

2001 - 2002

Receipts		
Home Meet Admissions	300.00	
Concessions	200.00	
Fund Raising	500.00	

Expenditures		
Letter Awards		100.00
Tent		400.00
Uniforms		500.00
Receipts		Expenditure

	Activity Sponsor	
	Principal	
	Activity Treasurer	

\$1,000.00

\$ 1000.00