

Fanny + Julian - please
let me know when I can discuss
J.G. Brown School w/ you all
before this is finalized -

Matthew Vulliamy


RE: fax information not submitted

letter in file that it appears was not
sent

Will, please
file in Brown's
folder

MB
8-22-04

KHSAA



MEMORANDUM

TO: KHSAA Member School Superintendents, Principals, and Athletic Directors

FROM: Brigid L. DeVries, Commissioner
Larry Boucher, Executive Assistant Commissioner

DATE: July 1, 2003

RE: 2003 Title IX Forms Submission

School	Brown High School	Reviewed by	Martha Mullins
--------	-------------------	-------------	----------------


The following is a status report regarding the required 2002 - 2003 Title IX submission of forms due in to the KHSAA office by April 15, 2003. Appropriate audit personnel have reviewed these forms and the following is a summary of this review.

I. Checklist of Forms properly submitted in a satisfactory manner:

✓	GE 19 (Annual Verification)		T-35 (Budget Expenses)
	T-1 (Summary Program Chart 1)		T-36 (Budget Expenses)
	T-2 (Summary Program Chart 2)	✓	T-41 (Checklist – Overall Interscholastic Program)
	T-3 (Summary Program Chart 3)	✓	T-60 (Corrective Action Plan)
✓	T-4 (Summary Program Chart 4)	✓	T-63 (Interscholastic Survey Results)

II. Status

A.		2002 – 2003 Forms are satisfactory and no further information or action is necessary at this time.
B.	✓	Errors have been noted with respect to the following forms and corrected copies are being returned to you for placement in your Title IX file to ensure proper submission in the future. <ul style="list-style-type: none"> Forms T-1 & T-2
C.		The following forms were omitted and must be submitted by school representatives.
D.		Other Recommendation and Comments: <ul style="list-style-type: none"> It is recommended that the Gender Equity Review Committee have student representation and that a meeting of the Committee be scheduled in each sport season: fall, winter and spring. It is recommended that grade 12 be eliminated from the Student Interest Survey administration. Forms T-35 and T-36 did not include coaches' salaries. An attached schedule did not provide sufficient data to calculate salaries. In addition, all expenditures listed were uniform even though teams varied in size. Please re-submit Forms T-35 and T-36 with <u>exact</u> expenditures for <u>each</u> sport, to include donations of money and services. Deadline: November 21, 2003.



MEMORANDUM

To: KHSAA Member School Superintendents, Principals, and Athletic Directors
 From: Brigid L. DeVries, Commissioner
 Larry Boucher, Assistant Commissioner

Date: JULY 1, 2003

Re: 2003 Title IX Forms Submission

School: J. GRAHAM BROWN Reviewed by: MARTHA

*Director's report
9-12 enrollment
in 193; T-1 lists
352*

*T-2 indicates
11 varsity sports +
+3 JV's for girls;
9+1 for boys. Don
not calculate w/
Director*

The following is a status report regarding the required 2002-2003 Title IX submission of forms which were due in to the KHSAA office by April 15, 2003. Appropriate audit personnel have reviewed these forms and the following is a summary of this review.

I. Checklist of Forms properly submitted in a satisfactory manner:

✓	GE 19 (Annual Verification)		T-35 (Budget Expenses)
	T-1 (Summary Program Chart 1)		T-36 (Budget Expenses)
	T-2 (Summary Program Chart 2)	✓	T-41 (Checklist - Overall Interscholastic Program)
	T-3 (Summary Program Chart 3)	✓	T-60 (Corrective Action Plan)
✓	T-4 (Summary Program Chart 4)	✓	T-63 (Interscholastic Survey Results)

II. Status

A.		2002-2003 Forms are satisfactory and no further information or action is necessary at this time.
B.	X	Errors have been noted with respect to the following forms and corrected copies are being returned to you for placement in your Title IX file to ensure proper submission in the future. <i>T-1, T-2</i>
C.		The following forms were omitted and must be submitted by school representatives.
D.		Other Recommendation and Comments: <i>It is recommended that the Gender Equity Review Committee have student representation, + that a meeting of the Committee be scheduled in each sport season: fall, winter, spring. It is recommended also that grade 12 be eliminated from the Student Interest Survey administration.</i>

Forms T-35 + T-36 did not include teacher salaries. An attached schedule did not provide sufficient data to calculate salaries. In addition all expenditures listed were uniform even though teams varied in size. Please resubmit Forms T-35 + T-36 with sport expenditures for each sport, to include donations of money + services. Deadline: August 15, 2003.



2002-2003 KENTUCKY HIGH SCHOOL ATHLETIC ASSOCIATION
ANNUAL VERIFICATION OF TITLE IX PROCEDURES
(To be submitted by April 15, 2003 along with other required forms)

The J. Graham Brown High School, Louisville
Kentucky
(Name of High School) (City)

certifies to the Kentucky High School Athletic Association that the following is an accurate and true representation of the facts surrounding compliance with 20 U.S.C. Sections 1681-1688, et. Seq. (also known as Title IX)

I certify the following provisions in accordance with records at the school contained in the permanent Title IX file, and to the best of my knowledge have completed the following tasks. (All boxes must be checked)

- Established a gender equity committee at the high school. (list committee personnel and provide attachment if necessary)

Name	Address	Phone	Title
Marcia J. Morton	2524 Standard Avenue	(502) 778-0836	Athletic Director
George Wayne Walker	4211 Dolphin Road	(502) 451-0459	Girls Basketball Coach
Lauri Wade	1805 Rosewood Avenue	(502) 458-5668	Middle School Volleyball
Faryl Edelen	406 Timberlake Trail	(502) 245-6143	High School Counselor
Tomarcus Hargrove	2000 Confederate Place 603	(502) 635-6074	Boys Basketball Coach

- Scheduled a minimum of three meetings during the 2002-2003 school year on the following dates:
March 26, 2003

May 10, 2003

June
3, 2003

- Designated the following person(s) as the Title IX coordinator for the school/district:

Name Marcia J. Morton Title Athletic Director Address 2524 Standard Ave Phone 778-0836

- School personnel are continuing to make periodic reviews of the boys and girls athletics program reflected in the Corrective Action Plan.

- In addition to the above information, the above referenced school maintains a complete permanent file relative to Title IX records including copies of the self-assessment audit, all corrective action plans, and other related materials.

Ron Freeman

Principal's Signature

Stephen D'Amico

Superintendent Signature

3-11-2003

Date

Carol Ann Haddad

School Board Chairpersons' Signature

(Send original copy to KHSAA - Maintain duplicate in Title IX school folder)

2002-2003
ACCOMMODATION OF INTERESTS AND ABILITIES
SUMMARY PROGRAM CHART 1

KHSAA
 Form T1
 Rev. 9/02

Participation Opportunities Test One

		(Column 1)	(Column 2)	(Column 3)	(Column 4)
	Program	Enrollment	Percentage of Total Enrollment	Number of Interscholastic Participants (double and triple count)	Percentage of Total Participation
Row 1	GIRLS	205	57.4	84 ⁷⁵	56.3 ^{52.8}
Row 2	BOYS	152	42.5	65 ⁵³	43.6 ^{45.2}
Row 3	Totals	357	100%	149 ¹³²	100%

Instructions:

9-12
 enrollment = 193

*Number of 8th grade students & below used in Column 4 calculations if applicable: 40

- 1) Determine the total number of girls enrolled, (place in Row 1, Column 1). Determine the total number of boys enrolled, (place in Row 2, Column 1).
- 2) Add the total number of girls and boys enrolled to determine total enrollment, (place in Row 3, Column 1).
- 3) Calculate the percentage of total enrollment that is female. (Divide Row 1, Column 1 by row 3, Column 1 and place in Row 1, Column 2.) Calculate the percentage of total enrollment that is male. (Divide Row 2, Column 1 by Row 3, Column 1 and place in Row 2, Column 2.) Note: Row 1, Column 2 plus Row 2, Column 2 should total 100%.
- 4) Ask the head coaches to review the most updated eligibility or squad lists for their teams. Ask coaches to confirm the names of those individuals who are on the team as of the first date of competition, and cross out the names of those who were cut from the team or quit the team prior to the first competitive event. Determine the total number of interscholastic athletics participants that are girls, (and place in Row 1, Column 3). In order to determine the total number of athletics participants, an individual should be counted each time he or she participates on a team. For example, if Jane Doe competes on the varsity volleyball team, the junior varsity volleyball team, the junior varsity basketball team, and the varsity softball team, she should be counted as four participants (do not include club or intramural sports participants, cheerleaders, dance teams, or pom squads). Calculate the same way for boys and girls. * In addition, should 8th grade students and below play on a Freshman, Junior Varsity, or Varsity team, they should also be counted for each team and sport on which they participate. If applicable, please asterisk the above notation as to how many 8th grade students & below are included in the totals. Using the same procedure, determine the total number of interscholastic athletic participants that are boys, (and place in Row 2, Column 3). Add Row 1, Column 3 plus Row 2, Column 3 to get total participants and place in Row 3, Column 3.
- 5) Calculate the percentage of female participation. (Row 1, Column 3 divided by Row 3, Column 3 and place in Row 1, Column 4.) Calculate the percentage of male participation. (Row 2, Column 3 divided by Row 3, Column 3 and place in Row 2, Column 4.) Note: Row 1, Column 4 plus Row 2, Column 4 should total 100%.

Note: While being within three percent is not a formal compliance standard; if the percent listed in Row 1, Column 4 is within 3% of Row 1, Column 2, then it provides a good target within which compliance is likely.

Principal's Signature: Ron Ferrara Date: 4-4-03

2002-2003
ACCOMMODATION OF INTERESTS AND ABILITIES
SUMMARY PROGRAM CHART 2

KHSAA
 Form T2
 Rev. 9/02

Participation Opportunities Test Two

			Column 1	Column 2	Column 3	Column 4	Column 5
Program			Number of Teams Currently Offered	Number of Participants	Number of Teams Added in Last Five Years	Number of Participants Added in Last Five Years	Percent of Total Participation By Sex Added in Last 5 Years
GIRLS	Row 1	varsity:	11	65	3	7	
	Row 2	j.v.:	3	10	0	2	
	Row 3	frosh:	0	0	0	0	
	Row 4	total:	14	75	3	9	83% 12
BOYS	Row 5	varsity:	9	48	3	5	
	Row 6	j.v.:	1	9	0	2	
	Row 7	frosh:	0	0	0	0	
	Row 8	total:	10	57	3	7	81% 12

- 1) For Column 1, list the number of interscholastic teams offered for girls and boys at each competitive level (varsity, junior varsity, and freshman). For girls, total each of the entries in Rows 1, 2, and 3 into Row 4. For boys, total Rows 5, 6, and 7 into Row 8.
- 2) For Column 2, list the number of participants at each level. For girls, total each of the entries in Rows 1, 2, and 3 into Row 4. For boys, total Rows 5, 6, and 7 into Row 8. **Note:** The totals in Row 4 for girls and in Row 8 for boys must be the same as the totals in Form T-1, Column 3, Rows 1 and 2 respectively.
- 3) For Column 3, list the number of interscholastic teams that have been added in the last five years at each competitive level. Count each team added during the 5 year period only one time. e.g. Girl's junior varsity soccer was added 3 years ago, count the team only once, not 3 times. For girls, total the entries in Rows 1, 2, and 3 into Row 4. For boys, total Rows 5, 6, and 7 into Row 8.
- 4) For Column 4, list the number of participants that are currently on each level of the teams that were added in the last five years. If a team was added previously but no longer exists, there are no current participants to be added for that team. For girls, total the entries in Rows 1, 2, and 3 into Row 4. For boys, total Rows 5, 6, and 7 into Row 8.
- 5) For Column 5, calculate the percentage of participants that have been added in the last five years. For girls, take the number in Column 4, Row 4 and divide by the number in Column 2, Row 4. For boys, take the number in Column 4, Row 8 and divide it by the number in Column 2, Row 8.

Note: If the percentage of current participants added in the last five years is 25% or greater, compliance with test two may be possible. If less than 25%, then compliance with test three should be analyzed. **CAUTION:** 25% is not a formal compliance standard.

Principal's Signature: Ron Freeman Date: 4-4-03

2002-2003
ACCOMMODATION OF INTERESTS AND ABILITIES
SUMMARY PROGRAM CHART 3

Participation Opportunities Test Three

For any question answered "YES" identify the respective sport(s).

	GIRLS (Yes / No)		BOYS (Yes / No)
1. For a sport not currently played at the interscholastic level (varsity, junior varsity, or freshman) in your school, is there an intramural team offered for that sport?	No		No
2. For a sport <u>not</u> currently offered in your interscholastic athletics program, is there sufficient interest to form a viable interscholastic team based on participation on an intramural team or community recreation teams?	No		No
3. For a sport <u>not</u> currently offered, is there sufficient interest to form a viable interscholastic team based on student responses from the interscholastic survey?	No		No
4. For a sport currently offered at the varsity level only, is there sufficient interest to form a viable team for a junior varsity, or freshman team that is not currently offered?	No		No
5. For a sport currently offered at the junior varsity or freshman level is there sufficient interest to form a varsity team not currently offered?	No		No
6. If you answered YES to question (1), (2), (3), (4), or (5), are there enough high schools in your geographic area offering the sport (at the appropriate level) to allow for the development of a reasonable schedule of competition?			

Principal's Signature: Row Freeman Date: 4-14-07

2002-2003
ACCOMODATION OF INTERESTS AND ABILITIES+
SUMMARY PROGRAM CHART 4

Levels of Competition Test One

		Column 1	Column 2	Column 3
Girls	Team Levels	Number of Teams Currently Offered	Number of Participants	Percentage of Participants at Each Level
Row 1	varsity:	11	65	86.7%
Row 2	j.v.:	3	10	13.3%
Row 3	frosh:	0	0	0
Row 4	total:		75	100%
Boys				
Row 5	varsity:	9	48	84.2%
Row 6	j.v.:	1	9	15.8%
Row 7	frosh:	0	0	0
Row 8	total:		57	100%

- 1) Column 1, list the number of interscholastic teams offered for girls and boys at each competitive level; varsity, junior varsity, and freshman. (Refer to Form T-2, Accommodation of Interests and Abilities, Summary Program Chart 2, Column 1.)
- 2) For Column 2, list the number of participants at each level. For girls, total the entries in Rows 1, 2, and 3 into Row 4. For boys, total the entries in Rows 5, 6, and 7 into Row 8. (Refer to Form T-2, Accommodation of Interests and Abilities, Summary Program Chart 2, Column 2.)
- 3) For Column 3, calculate the percentage of female and male participants at each level.
For girls' varsity, junior varsity, and frosh, respectively:
 - Divide Column 2, Row 1 by Column 2, Row 4, and place the percentage in Column 3, Row 1.
 - Divide Column 2, Row 2 by Column 2, Row 4, and place the percentage in Column 3, Row 2.
 - Divide Column 2, Row 3 by Column 2, Row 4, and place the percentage in Column 3, Row 3.
 -
 For boys' varsity, junior varsity, and frosh, respectively:
 - Divide Column 2, Row 5 by Column 2, Row 8, and place the percentage in Column 3, Row 5.
 - Divide Column 2, Row 6 by Column 2, Row 8, and place the percentage in Column 3, Row 6.
 - Divide Column 2, Row 7 by Column 2, Row 8, and place the percentage in Column 3, Row 7.

Principal's Signature: Ron Feenan Date: 4-4-03

2002-2003 KHSAA TITLE IX ATHLETICS AUDIT

KHSAA
Form T41
Rev. 9/02

Checklist - Overall Interscholastic Athletics Program

Areas of Compliance	ADVANTAGE TO (Respond based on Internal Evaluation by checking the appropriate column.)		
	GIRLS' PROGRAM	BOYS' PROGRAM	NEITHER PROGRAM
OPPORTUNITIES			
Accommodation of Interest and Abilities			X
BENEFITS			
Equipment and Supplies			X
Scheduling of Games and Practice Time			X
Travel and Per Diem Allowances			X
Coaching			X
Locker Rooms, Practice and Competitive Facilities			X
Medical and Training Facilities and Services			X
Publicity			X
Support Services			X
Athletic Scholarships			X
Tutoring			X
Housing and Dining Facilities and Services			X
Recruitment of Student Athletes			X

Principal's Signature: *Roy Freeman* Date: 4-4-03

2002-2003 INTERSCHOLASTIC ATHLETICS SURVEY

Summary of Student Responses

School Name: J. Graham Brown

School Enrollment: 600

Date: April 4, 2003

Completed By: Marcia. J. Morton

Instructions:

1. Summarize the Student Athletics Interest Surveys Form T-61 by listing the total number of responses on the line next to each sport.
2. Under the Other Category please provide a listing of the sports as well as the number of students who are interested in participating.
3. Please sign and date the Summary Form (T-63) and mail the Summary Form only to the KHSAA by April 15, 2003. Do not mail the student surveys (Form T-61). However, these Forms should be maintained in your files in the event they are requested subsequently.

95/100

400 Number of Surveys
380 Total Returned
6-12 Grades Surveyed

How Was The Survey Administered? HOME ROOMS
 (e.g. was it given in all English classes, or all home rooms, or advisee/advisor?)

Fall Sports (List Total Number of Participation Responses)

15 Cross Country (Girls)
 20 Cross Country (Boys)
 9 Field Hockey (Girls)
 12 Football (Boys)
 5 Golf (Girls)
 6 Golf (Boys)
 8 Soccer (Girls)
 25 Soccer (Boys)
 FR 14 60 Volleyball (Girls)
 5 Volleyball (Boys)

Winter Sport (List Total Number of Participation Responses)

30 Basketball (Girls)
 80 Basketball (Boys)
 10 Gymnastics (Girls)
 15 Indoor Track (Girls)
 20 Indoor Track (Boys)
 8 Swimming & Diving (Girls)
 2 Swimming & Diving (Boys)
 4 Wrestling (Boys)

Spring Sport (List Total Number of Participation Responses)

- 45 _____ Baseball (Boys)
- 12 _____ Fast Pitch Softball (Girls)
- 12 _____ Slow Pitch Softball (Girls)
- 20 _____ Tennis (Girls)
- 25 _____ Tennis (Boys)
- 50 _____ Track (Girls)
- 51 _____ Track (Boys)

Other Sports (From Student Survey T-61 Question 10)

Name of Sport	Number of Students Interested In Participating
Ruby	20
Ice Hockey	35
Step	40
Dance	40
LaCrosse	10
_____	_____
_____	_____
_____	_____

Number of Students who participate in Intramural Sports.
(From Student Survey T-61 Question 5)

Sport	Number
Soccer	12
Football	2
Baseball	3
Softball	1
_____	_____
_____	_____

List Intramural Sports students are interested in adding:
(From Student Survey T-61 Question 6)

Sport	Number
River Dancing	1
LaCrosse	4
Hockey Sack	2
Paintball	5
_____	_____
_____	_____

Participation in Non-School Sports Activities
 (From Student Survey T-61 Question 7)

<u>Sport</u>	<u>Number</u>
<u>Bowling</u>	<u>8</u>
<u>Paintball</u>	<u>5</u>
<u>Soccer</u>	<u>32</u>
<u>Football</u>	<u>2</u>
<u>Volleyball</u>	<u>28</u>
<u>Baseball</u>	<u>3</u>

Reasons for not participating in interscholastic athletics.
 (From Survey Question 8)

<u>Response</u>	<u>Number</u>
<u>72</u> I prefer other activities such as band, chorus, etc.	
<u>132</u> I don't have time	
<u>50</u> The practice schedules and game times are inconvenient	
<u>15</u> The sport I like isn't offered	
<u>2</u> It's too expensive	
<u>45</u> I prefer to participate in club or intramural sports	
<u>62</u> Working	
<u>0</u> Other	

Student Suggestions to encourage participation

Do away with checking grades or at least drop the g.p.a. to 2.0 overall not all classes.

Teacher should be more understanding and maybe come support me in what I do.

Ron Freeman
 Principal's Signature

4-4-03
 Date

School Name: J. Graham Brown

2002-2003

TITLE IX

CORRECTIVE ACTION PLAN

School Year: 2002-2003

Principal's Signature: *For Freeman*

Date: June 24, 2003

To complete this form, indicate the intended area which needs corrective action, the suggested change and time table for implementation. You may copy this form as needed. Please attach corrective action plans along with audit forms and submit by April 15, 2003.

ITEM FOR CORRECTION	SUGGESTED CHANGE	TIME TABLE FOR CORRECTIVE ACTION
The conditioning and strength program for all our Athletes need to be upgraded for safety reason as we as performances.	Coaches improve on conditioning and school add a weight room with the proper supervision and instructions for High School athletes only. (we are k-12)	The conditioning improvement is to take place immediately. We are looking at one to one and a half year to add and complete weight room. (This will be in what we call our little gym)>

* An explanation (status report) is needed for all areas identified previously as items for correction as well as all areas currently identified as items for correction. This form shall be typed.

Principal's Signature:

For Freeman

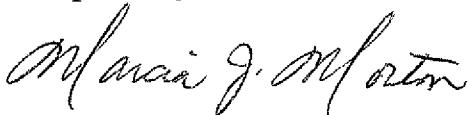
Date:

6-24-03

**Corrective Action Plan
Title IX 2002-2003**

This school year has been an interesting one for athletic here at the Brown. With more sports being added and more athletes answering the call to participate we know there is always room for improvement. One of the areas that are noticeable when we compete against other schools is our lack of strength. In order to keep up with the times and give our athletes a fair chance all coaches are being asked to improve and upgrade their conditioning program and the school add a weight room. The weight room will be used by high school athletes and high school students only. Keeping in mind that we are a k-12 school, we do not want to start anyone lifting weights too early causing physical problems in their later years. The conditioning and weight program will begin immediately with the weight room to be completed in one and a half years.

Respectfully Submitted,

A handwritten signature in cursive script that reads "Marcia J. Morton".

**Marcia J. Morton
Athletic Director.**

2002-2003
BUDGETED AND ACTUAL EXPENDITURES - PROGRAM COMPARISON CHART
TO INCLUDE BOOSTER CLUB FUNDING

	equipment and supplies		travel		awards		coaches' salaries (to include supplemental and extended employment)	facilities improvements		publications (if sport-specific)	
	B	E	B	E	B	E		B	E	B	E
G basketball	\$1,000.0	\$1,000.0	\$1,200.0	\$1,200.0	\$105.00	\$105.00	SEE AT	N/A	N/A	N/A	NA
B basketball	"	"	"	"	"	"	TACH	"	"	"	"
G softball											"
B baseball											"
G cross country	"	"	"	"	"	"	"	"	"	"	"
B cross country	"	"	"	"	"	"	"	"	"	"	"
G golf											
B golf											
G soccer	"	"	"	"	"	"	"	"	"	"	"
B soccer	"	"	"	"	"	"	"	"	"	"	"
G swimming	\$500.00	\$500.00	"	"	"	"	"	"	"	"	"
B swimming	\$500.00	\$500.00	"	"	"	"	"	"	"	"	"

1. Budget and expenditures on this 2002-2003 year report due by April 15, 2003, should reflect the total monies budgeted and spent for the entire year 02001-2002 ending June 30, 2002.
2. "B" is for budgeted dollar amounts and "E" is for actual dollar expenditures.
3. Booster Club Funding/Contributions must be included in the expenditures total.

Principal's Signature:

Tom Steiner

Date:

4-14-03

2002-2003
BUDGETED AND ACTUAL EXPENDITURES - PROGRAM COMPARISON CHART 2
TO INCLUDE BOOSTER CLUB FUNDING

Teams	equipment and supplies		travel		awards		coaches' salaries (to include supplemental and extended employment)		facilities improvements		publications (if sport-specific)	
	B	E	B	E	B	E	B	E	B	E	B	E
G track	\$1,000.	\$1,000.	\$1,200.	\$1,200.	\$105.00	\$105.00	SEE AT	TACH	N/A	N/A	N/A	N/A
B track	"	"	"	"	"	"	"	"	"	"	"	"
G tennis	"	"	"	"	"	"	"	"	"	"	"	"
B tennis	"	"	"	"	"	"	"	"	"	"	"	"
G volleyball	"	"	"	"	"	"	"	"	"	"	"	"
B wrestling												
G (list sport)												
B (football)												
G (list sport)												
B (list sport)												

- Budget and expenditures on this 2002-2003 year report due by April 15, 2003, should reflect the total monies budgeted and spent for the entire year 2001-2002 ending June 30, 2002.
- "B" is for budgeted dollar amounts and "E" is for actual dollar expenditures.
- Booster Club Funding/Contributions must be included in the expenditures total.

Principal's Signature: *Pat Freeman* Date: *4-4-03*

ATHLETIC AND RELATED ACTIVITIES IN SENIOR HIGH SCHOOLS

TITLE		STEP 0	STEP 1	STEP 2	STEP 3	STEP 4
Athletic Director		3812	4407	5003	5598	6194
Head Football		3176	3673	4169	4665	5162
Head Basketball (1)		3176	2673	4169	4665	5162
Asst. Football		1906	2204	2501	2799	3097
JV Basketball (1)		1906	2204	2501	2799	3097
Track (1)		1906	2204	2501	2799	3097
Baseball		1906	2204	2501	2799	3097
Softball		1906	2204	2501	2799	3097
Wrestling		1906	2204	2501	2799	3097
Volleyball		1906	2204	2501	2799	3097
Cheerleaders		1906	2204	2501	2799	3097
JROTC Rifle Team		1906	2204	2501	2799	3097
Sch Tech Coordinator		1906	2204	2501	2799	3097
Drill Corps		1588	1839	2085	2333	2581
Cross Country (1)		1588	1839	2085	2333	2581
Field Hockey		1588	1839	2085	2333	2581
Soccer (1)		1588	1839	2085	2333	2581
Tennis (1)		1588	1839	2085	2333	2581
JV Volleyball		1271	1469	1668	1866	2065
Golf (1)		1271	1469	1668	1866	2065
Swimming		1271	1469	1668	1866	2065
Chess Sponsor		1271	1469	1668	1866	2065
ROTC Drill Team		1271	1469	1668	1866	2065
Asst. Wrestling	26	1271	1469	1668	1866	2065
Asst. Field Hockey	JV SCH	1271	1469	1668	1866	2065
Asst. Track (1)	32	953	1102	1251	1399	1548
Asst. Soccer (1)	JV SCH	953	1102	1251	1399	1548
Freshman Basketball (1)		953	1102	1251	1399	1548
Freshman Football		953	1102	1251	1399	1548

ASSISTANT ATHLETIC DIRECTOR'S (GAME MANAGERS)

TITLE		STEP 0	STEP 1	STEP 2	STEP 3	STEP 4
Assistant Athletic Director		1700	2000	2300	2600	3000

Schools will be required to pay the listed Board approved scale. However, step progression is not mandatory.

SCHOOL FUNDED SPORT/SUPPORT POSITIONS

TITLE		STEP 0	STEP 1	STEP 2	STEP 3	STEP 4
SCHOOL FUNDED SPORT/SUPPORT		200	500	800	1100	1400

Schools will be required to pay the listed Board approved scale. However, step progression is not mandatory.