




Kentucky High School Athletic Association

2280 Executive Drive ° Lexington, KY 40505 ° www.khsaa.org ° (859)299-5472 (859)293-5999 (fax)

To: Superintendent, Principal, and Athletic Director

From: Brigid L. DeVries, Commissioner
Larry Boucher, Assistant Commissioner 


Date: August 8, 2003

Subject: 2002-2003 Annual Report Forms Submission

School: Cumberland High School

Enclosed please find a copy of Form T-65, The 2002-2003 Annual Report Forms Checklist. In addition, you may find an attachment with corrected copies of the forms submitted by your school personnel. Please review this information so the forms can be completed accurately in the future. Also, KHSAA Audit Staff may have requested a re-submission of some of the 2002-2003 Annual Report Forms or need additional information on your athletic programs. Please submit this information by the date requested if this is applicable. Copies and all KHSAA Title IX documents must be kept current and included in your permanent Title IX File at the school. All documents are subject to Open Records Requests.

Should you need any further information, please do not hesitate to call anytime.



MEMORANDUM

TO: KHSAA Member School Superintendents, Principals, and Athletic Directors

FROM: Brigid L. DeVries, Commissioner
Larry Boucher, Executive Assistant Commissioner *LB*

DATE: July 1, 2003

RE: 2003 Title IX Forms Submission

| | | | |
|--------|------------------------|-------------|--------------|
| School | Cumberland High School | Reviewed by | Fran Edwards |
|--------|------------------------|-------------|--------------|


The following is a status report regarding the required 2002 - 2003 Title IX submission of forms due in to the KHSAA office by April 15, 2003. Appropriate audit personnel have reviewed these forms and the following is a summary of this review.

I. Checklist of Forms properly submitted in a satisfactory manner:

| | | | |
|---|-------------------------------|---|--|
| ✓ | GE 19 (Annual Verification) | | T-35 (Budget Expenses) |
| ✓ | T-1 (Summary Program Chart 1) | | T-36 (Budget Expenses) |
| ✓ | T-2 (Summary Program Chart 2) | ✓ | T-41 (Checklist - Overall Interscholastic Program) |
| ✓ | T-3 (Summary Program Chart 3) | | T-60 (Corrective Action Plan) |
| ✓ | T-4 (Summary Program Chart 4) | ✓ | T-63 (Interscholastic Survey Results) |

II. Status

| | | |
|----|---|---|
| A. | | 2002 - 2003 Forms are satisfactory and no further information or action is necessary at this time. |
| B. | | Errors have been noted with respect to the following forms and corrected copies are being returned to you for placement in your Title IX file to ensure proper submission in the future. |
| C. | | The following forms were omitted and must be submitted by school representatives. |
| D. | ✓ | <p>Other Recommendation and Comments:</p> <ul style="list-style-type: none"> Please resubmit Forms T-35 and T-36; they appear to be incomplete. Include expenditures for travel, awards, etc. by August 29, 2003. The purpose of the Corrective Action Plan is to identify areas of needed improvement. Resubmit T-60 with specific future plans designed to enhance the athletic program by August 29, 2003. |



MEMORANDUM

To: KHSAA Member School Superintendents, Principals, and Athletic Directors
 From: Brigid L. DeVries, Commissioner
 Larry Boucher, Assistant Commissioner

Date: July 1, 2003

Re: 2003 Title IX Forms Submission

| | | | |
|--------|-------------------|-------------|---------------------|
| School | <u>CUMBERLAND</u> | Reviewed by | <u>FRAN EDWARDS</u> |
|--------|-------------------|-------------|---------------------|

The following is a status report regarding the required 2002-2003 Title IX submission of forms which were due in to the KHSAA office by April 15, 2003. Appropriate audit personnel have reviewed these forms and the following is a summary of this review.

I. Checklist of Forms properly submitted in a satisfactory manner:

| | | | |
|-------------------------------------|-------------------------------|-------------------------------------|--|
| <input checked="" type="checkbox"/> | GE 19 (Annual Verification) | | T-35 (Budget Expenses) |
| <input checked="" type="checkbox"/> | T-1 (Summary Program Chart 1) | | T-36 (Budget Expenses) |
| <input checked="" type="checkbox"/> | T-2 (Summary Program Chart 2) | <input checked="" type="checkbox"/> | T-41 (Checklist - Overall Interscholastic Program) |
| <input checked="" type="checkbox"/> | T-3 (Summary Program Chart 3) | | T-60 (Corrective Action Plan) |
| <input checked="" type="checkbox"/> | T-4 (Summary Program Chart 4) | <input checked="" type="checkbox"/> | T-63 (Interscholastic Survey Results) |

II. Status

| | | |
|----|--|--|
| A. | | 2002-2003 Forms are satisfactory and no further information or action is necessary at this time. |
| B. | | Errors have been noted with respect to the following forms and corrected copies are being returned to you for placement in your Title IX file to ensure proper submission in the future. |
| C. | | The following forms were omitted and must be submitted by school representatives. |
| D. | | Other Recommendation and Comments: Please resubmit Form T-35 & T-36, they appear to be incomplete - include expenditures for travel, awards, etc. by July 30, 2003. |

The purpose of the Corrective Plan is to identify areas of needed improvement. Resubmit T-60 with specific future plans designed to enhance the athletic program.



APR 14 2003

**2002-2003 KENTUCKY HIGH SCHOOL ATHLETIC ASSOCIATION
ANNUAL VERIFICATION OF TITLE IX PROCEDURES**

(To be submitted by April 15, 2003 along with other required forms)

The Cumberland High School, Cumberland, Kentucky
(Name of High School) (City)

certifies to the Kentucky High School Athletic Association that the following is an accurate and true representation of the facts surrounding compliance with 20 U.S.C. Sections 1681-1688, et. Seq. (also known as Title IX)

I certify the following provisions in accordance with records at the school contained in the permanent Title IX file, and to the best of my knowledge have completed the following tasks. (All boxes must be checked)

Established a gender equity committee at the high school. (list committee personnel and provide attachment if necessary)

| Name | Address | Phone | Title |
|----------------|----------------|--------------|---------------------------------|
| BONITA DUNCAN | WALLINS, KY | 606 589 4625 | ASST. PRINCIPAL |
| DAN MIDKIFF | BENHAM, KY | 606 848 5616 | TEACHER |
| KAY WARF | CUMBERLAND, KY | 606 589 4750 | TEACHER |
| FRANK VICINI | CUMBERLAND, KY | 606 589 2529 | TEACHER - PARENT female Athlete |
| MEGAN METCALFE | CUMBERLAND, KY | 606 589 4938 | STUDENT Athlete |
| MATT HAYNES | CUMBERLAND, KY | 606 589 4027 | STUDENT Athlete |
| WALTER DICK | CUMBERLAND, KY | 606 589 2384 | TEACHER |
| Shelia Dixon | HIRAM, KY | 606 589 6100 | TEACHER |
| Faye Metcalfe | CUMBERLAND, KY | 606 589 4938 | PARENT |
| John Bond | CUMBERLAND, KY | 606 848 2032 | TECH. - ATH. DIR. |

Scheduled a minimum of three meetings during the 2002-2003 school year on the following dates:

AUGUST 27, 2002
NOVEMBER 8, 2002
MARCH 25, 2003

Designated the following person(s) as the Title IX coordinator for the school/district:

JOHN BOND TECH./ATH. DIR. P.O. Box 72
BENHAM, KY 40307 606 848 2032
Name Title Address Phone

School personnel are continuing to make periodic reviews of the boys and girls athletics program reflected in the Corrective Action Plan.

In addition to the above information, the above referenced school maintains a complete permanent file relative to Title IX records including copies of the self-assessment audit, all corrective action plans, and other related materials.

Edward H. [Signature]
Principal's Signature

4-10 2003
Date

[Signature]
Superintendent's Signature

[Signature]
School Board Chairpersons' Signature

(Send original copy to KHSAA - Maintain duplicate in Title IX school folder)

**ACCOMMODATION OF INTERESTS AND ABILITIES
SUMMARY PROGRAM CHART 1**

Participation Opportunities Test One

| | | (Column 1) | (Column 2) | (Column 3) | (Column 4) |
|-------|---------|------------|--------------------------------|--|-----------------------------------|
| | Program | Enrollment | Percentage of Total Enrollment | Number of Interscholastic Participants (double and triple count) | Percentage of Total Participation |
| Row 1 | GIRLS | 162 | 51.4 | 116 | 38.9 |
| Row 2 | BOYS | 153 | 48.6 | 182 | 61.1 |
| Row 3 | Totals | 315 | 100% | 298 | 100% |

Instructions:

 *Number of 8th grade students & below used in Column 4 calculations if applicable: _____

- Determine the total number of girls enrolled, (place in Row 1, Column 1). Determine the total number of boys enrolled, (place in Row 2, Column 1).
- Add the total number of girls and boys enrolled to determine total enrollment, (place in Row 3, Column 1).
- Calculate the percentage of total enrollment that is female. (Divide Row 1, Column 1 by row 3, Column 1 and place in Row 1, Column 2.) Calculate the percentage of total enrollment that is male. (Divide Row 2, Column 1 by Row 3, Column 1 and place in Row 2, Column 2.) Note: Row 1, Column 2 plus Row 2, Column 2 should total 100%.
- Ask the head coaches to review the most updated eligibility or squad lists for their teams. Ask coaches to confirm the names of those individuals who are on the team as of the first **date of competition**, and cross out the names of those who were cut from the team or quit the team prior to the first competitive event. Determine the total number of interscholastic athletics participants that are girls, (and place in Row 1, Column 3). In order to determine the total number of athletics participants, an individual should be counted each time he or she participates on a team. For example, if Jane Doe competes on the varsity volleyball team, the junior varsity volleyball team, the junior varsity basketball team, and the varsity softball team, she should be counted as four participants (**do not include club or intramural sports participants, cheerleaders, dance teams, or pom squads**). Calculate the same way for boys and girls. * In addition, should 8th grade students and below play on a Freshman, Junior Varsity, or Varsity team, they should also be counted for each team and sport on which they participate. If applicable, please asterisk the above notation as to how many 8th grade students & below are included in the totals. Using the same procedure, determine the total number of interscholastic athletic participants that are boys, (and place in Row 2, Column 3). Add Row 1, Column 3 plus Row 2, Column 3 to get total participants and place in Row 3, Column 3.
- Calculate the percentage of female participation. (Row 1, Column 3 divided by Row 3, Column 3 and place in Row 1, Column 4.) Calculate the percentage of male participation. (Row 2, Column 3 divided by Row 3, Column 3 and place in Row 2, Column 4.) Note: Row 1, Column 4 plus Row 2, Column 4 should total 100%.

Note: While being within three percent is not a formal compliance standard; if the percent listed in Row 1, Column 4 is within 3% of Row 1, Column 2, then it provides a good target within which compliance is likely.

 Principal's Signature: Edna D. Hill Date: 4-11-03

**ACCOMMODATION OF INTERESTS AND ABILITIES
SUMMARY PROGRAM CHART 2**

Participation Opportunities Test Two

| | | | Column 1 | Column 2 | Column 3 | Column 4 | Column 5 |
|---------|-------|----------|-----------------------------------|------------------------|--|---|---|
| Program | | | Number of Teams Currently Offered | Number of Participants | Number of Teams Added in Last Five Years | Number of Participants Added in Last Five Years | Percent of Total Participation By Sex Added in Last 5 Years |
| GIRLS | Row 1 | varsity: | 4 | 58 | 2 | 37 | |
| | Row 2 | j.v.: | 3 | 58 | 2 | 37 | |
| | Row 3 | frosh: | 0 | 0 | 0 | 0 | |
| | Row 4 | total: | 7 | 116 | 4 | 74 | 63.8 |
| BOYS | Row 5 | varsity: | 5 | 91 | 0 | 0 | |
| | Row 6 | j.v.: | 3 | 91 | 0 | 0 | |
| | Row 7 | frosh: | 0 | 0 | 0 | 0 | |
| | Row 8 | total: | 8 | 182 | 0 | 0 | 0 |

- 1) For Column 1, list the number of interscholastic teams offered for girls and boys at each competitive level (varsity, junior varsity, and freshman). For girls, total each of the entries in Rows 1, 2, and 3 into Row 4. For boys, total Rows 5, 6, and 7 into Row 8.
- 2) For Column 2, list the number of participants at each level. For girls, total each of the entries in Rows 1, 2, and 3 into Row 4. For boys, total Rows 5, 6, and 7 into Row 8. **Note:** The totals in Row 4 for girls and in Row 8 for boys must be the same as the totals in Form T-1, Column 3, Rows 1 and 2 respectively.
- 3) For Column 3, list the number of interscholastic teams that have been added in the last five years at each competitive level. Count each team added during the 5 year period only one time. e.g. Girl's junior varsity soccer was added 3 years ago, count the team only once, not 3 times. For girls, total the entries in Rows 1, 2, and 3 into Row 4. For boys, total Rows 5, 6, and 7 into Row 8.
- 4) For Column 4, list the number of participants that are currently on each level of the teams that were added in the last five years. If a team was added previously but no longer exists, there are no current participants to be added for that team. For girls, total the entries in Rows 1, 2, and 3 into Row 4. For boys, total Rows 5, 6, and 7 into Row 8.
- 5) For Column 5, calculate the percentage of participants that have been added in the last five years. For girls, take the number in Column 4, Row 4 and divide by the number in Column 2, Row 4. For boys, take the number in Column 4, Row 8 and divide it by the number in Column 2, Row 8.

Note: If the percentage of current participants added in the last five years is 25% or greater, compliance with test two may be possible. If less than 25%, then compliance with test three should be analyzed. **CAUTION:** 25% is not a formal compliance standard.


Principal's Signature: Edna Hill Date: 4-11-03

2002-2003
ACCOMMODATION OF INTERESTS AND ABILITIES
SUMMARY PROGRAM CHART 3

Participation Opportunities Test Three

For any question answered "YES" identify the respective sport(s).

| | GIRLS (Yes / No) | | BOYS (Yes / No) |
|--|---------------------|--|--------------------|
| 1. For a sport not currently played at the interscholastic level (varsity, junior varsity, or freshman) in your school, is there an intramural team offered for that sport? | No | | No |
| 2. For a sport <u>not</u> currently offered in your interscholastic athletics program, is there sufficient interest to form a viable interscholastic team based on participation on an intramural team or community recreation teams? | No | | No |
| 3. For a sport <u>not</u> currently offered, is there sufficient interest to form a viable interscholastic team based on student responses from the interscholastic survey? | No | | No |
| 4. For a sport currently offered at the varsity level only, is there sufficient interest to form a viable team for a junior varsity, or freshman team that is not currently offered? | No | | No |
| 5. For a sport currently offered at the junior varsity or freshman level is there sufficient interest to form a varsity team not currently offered? | No | | No |
| 6. If you answered YES to question (1), (2), (3), (4), or (5), are there enough high schools in your geographic area offering the sport (at the appropriate level) to allow for the development of a reasonable schedule of competition? | | | |

Principal's Signature:  Date: 4-11-03

2002-2003
ACCOMODATION OF INTERESTS AND ABILITIES+
SUMMARY PROGRAM CHART 4

Levels of Competition Test One

| | | Column 1 | Column 2 | Column 3 |
|-------------|-------------|-----------------------------------|------------------------|--|
| Girls | Team Levels | Number of Teams Currently Offered | Number of Participants | Percentage of Participants at Each Level |
| Row 1 | varsity: | 4 | 58 | 50 |
| Row 2 | j.v.: | 3 | 58 | 50 |
| Row 3 | frosh: | 0 | 0 | 0 |
| Row 4 | total: | | 116 | 100% |
| Boys | | | | |
| Row 5 | varsity: | 5 | 91 | 50 |
| Row 6 | j.v.: | 3 | 91 | 50 |
| Row 7 | frosh: | 0 | 0 | 0 |
| Row 8 | total: | | 182 | 100% |

- 1) Column 1, list the number of interscholastic teams offered for girls and boys at each competitive level; varsity, junior varsity, and freshman. (Refer to Form T-2, Accommodation of Interests and Abilities, Summary Program Chart 2, Column 1.)
- 2) For Column 2, list the number of participants at each level. For girls, total the entries in Rows 1, 2, and 3 into Row 4. For boys, total the entries in Rows 5, 6, and 7 into Row 8. (Refer to Form T-2, Accommodation of Interests and Abilities, Summary Program Chart 2, Column 2.)
- 3) For Column 3, calculate the percentage of female and male participants at each level.
 - For girls' varsity, junior varsity, and frosh, respectively:
 - Divide Column 2, Row 1 by Column 2, Row 4, and place the percentage in Column 3, Row 1.
 - Divide Column 2, Row 2 by Column 2, Row 4, and place the percentage in Column 3, Row 2.
 - Divide Column 2, Row 3 by Column 2, Row 4, and place the percentage in Column 3, Row 3.
 -
 - For boys' varsity, junior varsity, and frosh, respectively:
 - Divide Column 2, Row 5 by Column 2, Row 8, and place the percentage in Column 3, Row 5.
 - Divide Column 2, Row 6 by Column 2, Row 8, and place the percentage in Column 3, Row 6.
 - Divide Column 2, Row 7 by Column 2, Row 8, and place the percentage in Column 3, Row 7.

Principal's Signature: Edward H. [Signature] Date: 4-11-03

2002-2003


BUDGETED AND ACTUAL EXPENDITURES - PROGRAM COMPARISON CHART
TOTAL INCL. BOSTER CLUB FUNDING

| | equipment and supplies | | | | | chess' salaries to include elemental and extended employment) | | facilities improvements | | publications (if sport-specific) | |
|-----------------|------------------------|----------|--|--|-------|---|-----------|-------------------------|---|----------------------------------|--|
| | B | E | | | | E | B | E | B | E | |
| G basketball | 12455.02 | 12455.02 | | | 2.00 | 9000.00 | *15000.00 | *15000.00 | | | |
| B basketball | 7533.91 | 7533.91 | | | 1.00 | 9000.00 | | | | | |
| G softball | 6748.59 | 6748.59 | | | 2.00 | 2300.00 | | | | | |
| B baseball | 10578.35 | 10578.35 | | | 10.00 | 2300.00 | | | | | |
| G cross country | | | | | | | | | | | |
| B cross country | | | | | | | | | | | |
| G golf | | | | | | | | | | | |
| B golf | 1000.00 | 1000.00 | | | | 500.00 | 500.00 | | | | |
| G soccer | | | | | | | | | | | |
| B soccer | | | | | | | | | | | |
| G swimming | | | | | | | | | | | |
| B swimming | | | | | | | | | | | |

*"Happiness held as the seed... happiness shared is the flower."
 4-11-03
 -Anonymous
 The girls basketball team boosters' Club raised a lot of funds to be used for equipment and travel funds. Not why the girls' basketball budgeted and actual expenditures were greater than the boys' basketball's budgeted + actual expenditures.
 *John Bond, A.D. Guideposts

1. Budget and expenditures on this 2002-2003 year report due by April 15, 2003, should reflect the total monies budgeted and spent for the entire year of 2001-2002 ending June 30, 2002.
2. "B" is for budgeted dollar amounts and "E" is for actual dollar expenditures.
3. Booster Club Funding/Contributions must be included in the expenditures total.

*New lighting installed in gymnasium and the renovation + completion of our softball field improvements.

Principal's Signature:  Date: 4-11-03

**2002-2003
BUDGETED AND ACTUAL EXPENDITURES - PROGRAM COMPARISON CHART 2
TO INCLUDE BOOSTER CLUB FUNDING**

| Teams | equipment and supplies | | travel | | awards | | coaches' salaries (to include supplemental and extended employment) | | facilities improvements | | publications (if sport-specific) | |
|----------------|------------------------|----------|--------|---|--------|---|---|----------|-------------------------|---|----------------------------------|---|
| | B | E | B | E | B | E | B | E | B | E | B | E |
| G track | 500.00 | 500.00 | | | | | 900.00 | 900.00 | | | | |
| B track | 500.00 | 500.00 | | | | | 900.00 | 900.00 | | | | |
| G tennis | | | | | | | | | | | | |
| B tennis | | | | | | | | | | | | |
| G volleyball | 5379.00 | 5379.00 | | | | | 1800.00 | 1800.00 | | | | |
| B wrestling | | | | | | | | | | | | |
| G (list sport) | | | | | | | | | | | | |
| B (football) | 31296.55 | 31296.55 | | | | | 18000.00 | 18000.00 | | | | |
| G (list sport) | | | | | | | | | | | | |
| B (list sport) | | | | | | | | | | | | |

- Budget and expenditures on this 2002-2003 year report due by April 15, 2003, should reflect the total monies budgeted and spent for the entire year of 2001-2002 ending June 30, 2002.
- "B" is for budgeted dollar amounts and "E" is for actual dollar expenditures.
- Booster Club Funding/Contributions must be included in the expenditures total.

Principal's Signature:



Date:

4-11-03

2002-2003 KHSAA TITLE IX ATHLETICS AUDIT

KHSAA
Form T41
Rev. 9/02

Checklist - Overall Interscholastic Athletics Program

| Areas of Compliance | ADVANTAGE TO (Respond based on Internal Evaluation by checking the appropriate column.) | | |
|--|---|------------------|--------------------|
| | GIRLS' PROGRAM | BOYS' PROGRAM | NEITHER PROGRAM |
| OPPORTUNITIES | | | |
| Accommodation of Interest and Abilities | — | | |
| BENEFITS | | | |
| Equipment and Supplies | — | | ✓ |
| Scheduling of Games and Practice Tim | * "Happiness held is the seed... happiness shared is the flower." * | | ✓ |
| Travel and Per Diem Allowances | 4-11-03 Advantage to boys' program in competitive facilities due to fact that our baseball field (land + all) is owned by the Univ. of Ky. and is better than our softball field. However, our softball field + facilities have been immensely improved. John Bond Guideposts. Adm. Dir. | | ✓ |
| Coaching | | | ✓ |
| Locker Rooms, Practice and Competitive Facilities | | | ✓ |
| Medical and Training Facilities and Services | | | ✓ |
| Publicity | | | ✓ |
| Support Services | | | ✓ |
| Athletic Scholarships | NA | NA | |
| Tutoring | NA | NA | |
| Housing and Dining Facilities and Services | NA | NA | |
| Recruitment of Student Athletes | NA | NA | |

Principal's Signature:  Date: 4-11-03

2002-2003 INTERSCHOLASTIC ATHLETICS STUDENT SURVEY

KHSAA
Form T61
Rev. 9/02

1. Is the School District offering the interscholastic sport(s) you want to play?

217 Yes

42 No, I want to play Wrestling, Girls Football, Boxing, Soccer, Tennis, Swimming, & Hockey.

80 I am not interested in athletics

2. During the **fall season**, which interscholastic sport would you like to play?

88 Football

87 Girls' Volleyball

5 Boys' Volleyball

17 Boys' Cross-Country

9 Girls' Cross-Country

13 Girls' Field Hockey

21 Boys' Golf

10 Girls' Golf

17 Boys' Soccer

38 Girls' Soccer

113 I would not participate

3. During the **winter season**, which interscholastic sport would you like to play?

64 Boys' Basketball

50 Girls' Basketball

15 Boys' Swimming & Diving

41 Girls' Swimming & Diving

36 Boys' Wrestling

42 Girls' Gymnastics

32 Boys' and Girls' Indoor Track

122 I would not participate

4. During the **spring season**, which interscholastic sport would you like to play?

30 Boys' Track

29 Girls' Track

58 Girls' Tennis

20 Boys' Tennis

27 Girls' Slow Pitch Softball

30 Girls' Fast Pitch Softball

61 Boys' Baseball

124 I would not participate

5. Do you participate in intramural sports? If you do, which sports(s)?

69 Yes basketball, baseball, football, golf, volleyball, track, softball.

260 No

6. Which intramural sports, if any, would you like to see added?

Swimming-Diving, Tennis, Soccer, Wrestling, hockey, cross country, Lacrosse, flag football.

7. Do you participate in non-school sport activities? If you do, which sport(s)?

77 Yes Boxing, Weightlifting, basketball, gymnastics, hockey, soccer, football,
251 No Volleyball, Tennis, Golf, Swimming, Karate, Skateboarding.

8. Are you currently participating in interscholastic athletics during any season?

125 Yes

211 No Why don't you participate in interscholastic athletics?

17 I prefer other activities such as band, chorus, etc.

50 I don't have time

11 The practice schedules and game times are inconvenient

31 The sport I like isn't offered

13 It's too expensive

5 I prefer to participate in club or intramural sports

19 Working

25 Other

9. Do you have any suggestions to encourage participation?

offer more sports.

More convenient practice + game schedules.

10. Please list OTHER SPORTS you are interested in participating in and the sports season.

Sport

Season

TENNIS

Fall

Cross Country

Fall

Soccer

Fall

Wrestling

Winter

Optional

Name: _____

Age: _____

Male: _____ Female _____

2002-2003 INTERSCHOLASTIC ATHLETICS SURVEY

Summary of Student Responses

School Name: CUMBERLAND H.S.
 School Enrollment: 315
 Date: APRIL 11, 2003
 Completed By: JOHN BOND, ATH. DIR.

Instructions:

1. Summarize the Student Athletics Interest Surveys Form T-61 by listing the total number of responses on the line next to each sport.
2. Under the Other Category please provide a listing of the sports as well as the number of students who are interested in participating.
3. Please sign and date the Summary Form (T-63) and mail the Summary Form only to the KHSAA by April 15, 2003. Do not mail the student surveys (Form T-61). However, these Forms should be maintained in your files in the event they are requested subsequently.

339 Number of Surveys
339 Total Returned
9-12 Grades Surveyed

How Was The Survey Administered? DURING SCHOOL DAY IN HOMEROOM CLASSES.
 (e.g. was it given in all English classes, or all home rooms, or advisee/advisor?)

Fall Sports (List Total Number of Participation Responses)

9 Cross Country (Girls)
17 Cross Country (Boys)
13 Field Hockey (Girls)
88 Football (Boys)
10 Golf (Girls)
21 Golf (Boys)
38 Soccer (Girls)
17 Soccer (Boys)
87 Volleyball (Girls)
5 Volleyball (Boys)

Winter Sport (List Total Number of Participation Responses)

50 Basketball (Girls)
64 Basketball (Boys)
42 Gymnastics (Girls)
16 Indoor Track (Girls)
16 Indoor Track (Boys)
41 Swimming & Diving (Girls)
15 Swimming & Diving (Boys)
36 Wrestling (Boys)

Spring Sport (List Total Number of Participation Responses)

| | |
|-----------|-----------------------------|
| <u>61</u> | Baseball (Boys) |
| <u>30</u> | Fast Pitch Softball (Girls) |
| <u>27</u> | Slow Pitch Softball (Girls) |
| <u>58</u> | Tennis (Girls) |
| <u>20</u> | Tennis (Boys) |
| <u>29</u> | Track (Girls) |
| <u>30</u> | Track (Boys) |

Other Sports (From Student Survey T-61 Question 10)

| Name of Sport | Number of Students Interested In Participating |
|----------------------|--|
| <u>TENNIS</u> | <u>78</u> |
| <u>CROSS COUNTRY</u> | <u>26</u> |
| <u>SOCCER</u> | <u>55</u> |
| <u>WRESTLING</u> | <u>36</u> |
| _____ | _____ |
| _____ | _____ |
| _____ | _____ |
| _____ | _____ |

Number of Students who participate in Intramural Sports.
(From Student Survey T-61 Question 5)

| Sport | Number |
|-------------------|-----------|
| <u>Football</u> | <u>16</u> |
| <u>Wrestling</u> | <u>1</u> |
| <u>BASKETBALL</u> | <u>30</u> |
| <u>Volleyball</u> | <u>9</u> |
| <u>Softball</u> | <u>5</u> |
| <u>LACROSSE</u> | <u>2</u> |
| <u>Baseball</u> | <u>6</u> |

List Intramural Sports students are interested in adding:
(From Student Survey T-61 Question 6)

| Sport | Number |
|-----------------------|-----------|
| <u>Hockey</u> | <u>12</u> |
| <u>Wrestling</u> | <u>11</u> |
| <u>TENNIS</u> | <u>11</u> |
| <u>Swimming</u> | <u>15</u> |
| <u>Flag Football</u> | <u>5</u> |
| <u>Soccer</u> | <u>18</u> |
| <u>Cross Country</u> | <u>3</u> |
| <u>LACROSSE</u> | <u>1</u> |
| <u>Figure SKATING</u> | <u>1</u> |

Participation in Non-School Sports Activities
 (From Student Survey T-61 Question 7)

| Sport | Number |
|-------------------|----------------|
| Boxing - 1 | Soccer - 5 |
| Weightlifting - 3 | Football - 10 |
| Basketball - 18 | Volleyball - 2 |
| Gymnastics - 4 | Tennis - 4 |
| Baseball - 14 | Golf - 3 |
| Hockey - 1 | Swimming - 1 |
| Skateboarding - 1 | Karate - 1 |

9- did not list a sports activity.

Reasons for not participating in interscholastic athletics.
 (From Survey Question 8)

| Response | Number |
|---|--------|
| 17 I prefer other activities such as band, chorus, etc. | |
| 50 I don't have time | |
| 11 The practice schedules and game times are inconvenient | |
| 31 The sport I like isn't offered | |
| 13 It's too expensive | |
| 5 I prefer to participate in club or intramural sports | |
| 19 Working | |
| 25 Other | |
| 40 GAVE NO REASON WHY DIDN'T PARTICIPATE. | |

Student Suggestions to encourage participation

Offer more sports.
 More convenient schedules.

Edward H. U.
 Principal's Signature

4-16-03
 Date

School Name: Chumberland 2002-2003
 School Year: 2002-2003 TITLE IX
 Principal's Signature: Edward A. Dem CORRECTIVE ACTION PLAN
 Date: 6-20-2003 by John Bond, KHSAA.

To complete this form, indicate the intended area which needs corrective action, the suggested change and time table for implementation. You may copy this form as needed. Please attach corrective action plans along with audit forms and submit by April 15, 2003.

| ITEM FOR CORRECTION | SUGGESTED CHANGE | TIME TABLE FOR CORRECTIVE ACTION |
|--|--|---|
| Chumberland High School's Softball Field. New rest rooms, Concession Stand, dug outs, bleachers. | Renovation of Softball field has been completed. | Renovation completed in excellent manner. |
| | | |
| | | |
| | | |
| | | |
| | | |
| | | |
| | | |

▪ An explanation (status report) is needed for all areas identified previously as items for correction as well as all areas currently identified as items for correction. This form shall be typed.

Principal's Signature: Edward A. Dem by John Bond Date: 6-20-2003
John Bond, Dir.