



# Kentucky High School Athletic Association

2280 Executive Drive ° Lexington, KY 40505 ° www.khsaa.org ° (859)299-5472 (859)293-5999 (fax)

To: Superintendent, Principal, and Athletic Director

From: Brigid L. DeVries, Commissioner  
Larry Boucher, Assistant Commissioner 

Date: August 6, 2003


Subject: 2002-2003 Annual Report Forms Submission

School: Estill County High School

Enclosed please find a copy of Form T-65, The 2002-2003 Annual Report Forms Checklist. In addition, you may find an attachment with corrected copies of the forms submitted by your school personnel. Please review this information so the forms can be completed accurately in the future. Also, KHSAA Audit Staff may have requested a re-submission of some of the 2002-2003 Annual Report Forms or need additional information on your athletic programs. Please submit this information by the date requested if this is applicable. Copies and all KHSAA Title IX documents must be kept current and included in your permanent Title IX File at the school. All documents are subject to Open Records Requests.

Should you need any further information, please do not hesitate to call anytime.





**MEMORANDUM**

TO: KHSAA Member School Superintendents, Principals, and Athletic Directors

FROM: Brigid L. DeVries, Commissioner  
Larry Boucher, Executive Assistant Commissioner *LB*

DATE: July 1, 2003

RE: 2003 Title IX Forms Submission

School	Estill County High School	Reviewed by	Gary Lawson
--------	---------------------------	-------------	-------------


The following is a status report regarding the required 2002 - 2003 Title IX submission of forms due in to the KHSAA office by April 15, 2003. Appropriate audit personnel have reviewed these forms and the following is a summary of this review.

I. Checklist of Forms properly submitted in a satisfactory manner:

✓	GE 19 (Annual Verification)	✓	T-35 (Budget Expenses)
✓	T-1 (Summary Program Chart 1)	✓	T-36 (Budget Expenses)
✓	T-2 (Summary Program Chart 2)	✓	T-41 (Checklist – Overall Interscholastic Program)
✓	T-3 (Summary Program Chart 3)	✓	T-60 (Corrective Action Plan)
✓	T-4 (Summary Program Chart 4)	✓	T-63 (Interscholastic Survey Results)

II. Status

A.	✓	2002 – 2003 Forms are satisfactory and no further information or action is necessary at this time.
B.		Errors have been noted with respect to the following forms and corrected copies are being returned to you for placement in your Title IX file to ensure proper submission in the future.
C.		The following forms were omitted and must be submitted by school representatives.
D.	✓	Other Recommendation and Comments <ul style="list-style-type: none"> <li>All calculations are correct and report appears to be in good order.</li> </ul> <p>Thanks.</p>



**MEMORANDUM**

To: KHSAA Member School Superintendents, Principals, and Athletic Directors

From: Brigid L. DeVries, Commissioner  
Larry Boucher, Assistant Commissioner

Date: July 1, 2003

Re: 2003 Title IX Forms Submission

School	Estill County	Reviewed by	GARY W. LAWSON
--------	---------------	-------------	----------------


The following is a status report regarding the required 2002-2003 Title IX submission of forms which were due in to the KHSAA office by April 15, 2003. Appropriate audit personnel have reviewed these forms and the following is a summary of this review.

I. Checklist of Forms properly submitted in a satisfactory manner:

<input checked="" type="checkbox"/>	GE 19 (Annual Verification)	<input checked="" type="checkbox"/>	T-35 (Budget Expenses)
<input checked="" type="checkbox"/>	T-1 (Summary Program Chart 1)	<input checked="" type="checkbox"/>	T-36 (Budget Expenses)
<input checked="" type="checkbox"/>	T-2 (Summary Program Chart 2)	<input checked="" type="checkbox"/>	T-41 (Checklist - Overall Interscholastic Program)
<input checked="" type="checkbox"/>	T-3 (Summary Program Chart 3)	<input checked="" type="checkbox"/>	T-60 (Corrective Action Plan)
<input checked="" type="checkbox"/>	T-4 (Summary Program Chart 4)	<input checked="" type="checkbox"/>	T-63 (Interscholastic Survey Results)

II. Status

A.	<input checked="" type="checkbox"/>	2002-2003 Forms are satisfactory and no further information or action is necessary at this time.
B.		Errors have been noted with respect to the following forms and corrected copies are being returned to you for placement in your Title IX file to ensure proper submission in the future.
C.		The following forms were omitted and must be submitted by school representatives.
D.		Other Recommendation and Comments: <i>all calculations are correct and report appears to be in good order. Thanks.</i>



**MEMORANDUM**

To: KHSAA Member School Superintendents, Principals, and Athletic Directors

From: Brigid L. DeVries, Commissioner  
Larry Boucher, Assistant Commissioner

Date: July 1, 2003

Re: 2003 Title IX Forms Submission

School	Estill County	Reviewed by	GARY W. LAWSON
--------	---------------	-------------	----------------

The following is a status report regarding the required 2002-2003 Title IX submission of forms which were due in to the KHSAA office by April 15, 2003. Appropriate audit personnel have reviewed these forms and the following is a summary of this review.

I. Checklist of Forms properly submitted in a satisfactory manner:

<input checked="" type="checkbox"/>	GE 19 (Annual Verification)	<input checked="" type="checkbox"/>	T-35 (Budget Expenses)
<input checked="" type="checkbox"/>	T-1 (Summary Program Chart 1)	<input checked="" type="checkbox"/>	T-36 (Budget Expenses)
<input checked="" type="checkbox"/>	T-2 (Summary Program Chart 2)	<input checked="" type="checkbox"/>	T-41 (Checklist - Overall Interscholastic Program)
<input checked="" type="checkbox"/>	T-3 (Summary Program Chart 3)	<input checked="" type="checkbox"/>	T-60 (Corrective Action Plan)
<input checked="" type="checkbox"/>	T-4 (Summary Program Chart 4)	<input checked="" type="checkbox"/>	T-63 (Interscholastic Survey Results)

II. Status

A.	<input checked="" type="checkbox"/>	2002-2003 Forms are satisfactory and no further information or action is necessary at this time.
B.		Errors have been noted with respect to the following forms and corrected copies are being returned to you for placement in your Title IX file to ensure proper submission in the future.
C.		The following forms were omitted and must be submitted by school representatives.
D.		Other Recommendation and Comments: <i>all calculations are correct and report appears to be in good order. Thanks.</i>

APR 23 2002

# **ESTIL COUNTY HIGH SCHOOL**

## **TITLE IX**

### **MEMBER SCHOOLS 2002-2003 ANNUAL REPORT**

**SUBMITTED TO KHSAA**

**April 15, 2002**



**2002-2003 KENTUCKY HIGH SCHOOL ATHLETIC ASSOCIATION  
ANNUAL VERIFICATION OF TITLE IX PROCEDURES**  
(To be submitted by April 15, 2003 along with other required forms)

The Estill County High School, Irvine, Kentucky  
(Name of High School) (City)

certifies to the Kentucky High School Athletic Association that the following is an accurate and true representation of the facts surrounding compliance with 20 U.S.C. Sections 1681-1688, et. Seq. (also known as Title IX)

I certify the following provisions in accordance with records at the school contained in the permanent Title IX file, and to the best of my knowledge have completed the following tasks. (All boxes must be checked)

- Established a gender equity committee at the high school. (list committee personnel and provide attachment if necessary)

Name	Address	Phone	Title
Randall Christopher	Central Office	606 723 2181	Administrative Director
Arthur D. Ballard	High School	606 723 3537	Assistant Principal/Athletic Director
Blain Click	High School	606 723 3537	Boys Basketball
Jill Davis	High School	606 723 3537	Assistant Athletic Director
Danny Wood	High School	606 723 3537	Baseball
Jessica Napier	High School	606 723 3537	Girls Basketball

- Scheduled a minimum of three meetings during the 2002-2003 school year on the following dates:  
August 1, 2002  
November 4, 2002  
March 24, 2003

- Designated the following person(s) as the Title IX coordinator for the school/district:

<u>Arthur D. Ballard</u>	<u>Athletic Director</u>	<u>Irvine KY</u>	<u>606 723 3537</u>
Name	Title	Address	Phone

- School personnel are continuing to make periodic reviews of the boys and girls athletics program reflected in the Corrective Action Plan.

- In addition to the above information, the above referenced school maintains a complete permanent file relative to Title IX records including copies of the self-assessment audit, all corrective action plans, and other related materials.

Arthur D. Ballard  
Principal's Signature

April 10 2003  
Date

[Signature]  
Superintendent Signature

Donald Wilson  
School Board Chairpersons' Signature

*(Send original copy to KHSAA - Maintain duplicate in Title IX school folder)*

**ACCOMMODATION OF INTERESTS AND ABILITIES  
SUMMARY PROGRAM CHART 1**

**Participation Opportunities Test One**

		(Column 1)	(Column 2)	(Column 3)	(Column 4)
	Program	Enrollment	Percentage of Total Enrollment	Number of Interscholastic Participants (double and triple count)	Percentage of Total Participation
Row 1	GIRLS	325	47.2%	129	40.6%
Row 2	BOYS	363	52.8%	189	59.4%
Row 3	Totals	688	100%	318	100%

Instructions:

 \*Number of 8<sup>th</sup> grade students & below used in Column 4 calculations if applicable: 24

- Determine the total number of girls enrolled, (place in Row 1, Column 1). Determine the total number of boys enrolled, (place in Row 2, Column 1).
- Add the total number of girls and boys enrolled to determine total enrollment, (place in Row 3, Column 1).
- Calculate the percentage of total enrollment that is female. (Divide Row 1, Column 1 by row 3, Column 1 and place in Row 1, Column 2.) Calculate the percentage of total enrollment that is male. (Divide Row 2, Column 1 by Row 3, Column 1 and place in Row 2, Column 2.) Note: Row 1, Column 2 plus Row 2, Column 2 should total 100%.
- Ask the head coaches to review the most updated eligibility or squad lists for their teams. Ask coaches to confirm the names of those individuals who are on the team as of the first **date of competition**, and cross out the names of those who were cut from the team or quit the team prior to the first competitive event. Determine the total number of interscholastic athletics participants that are girls, (and place in Row 1, Column 3). In order to determine the total number of athletics participants, an individual should be counted each time he or she participates on a team. For example, if Jane Doe competes on the varsity volleyball team, the junior varsity volleyball team, the junior varsity basketball team, and the varsity softball team, she should be counted as four participants (**do not include club or intramural sports participants, cheerleaders, dance teams, or pom squads**). Calculate the same way for boys and girls. \* In addition, should 8<sup>th</sup> grade students and below play on a Freshman, Junior Varsity, or Varsity team, they should also be counted for each team and sport on which they participate. If applicable, please asterisk the above notation as to how many 8<sup>th</sup> grade students & below are included in the totals. Using the same procedure, determine the total number of interscholastic athletic participants that are boys, (and place in Row 2, Column 3). Add Row 1, Column 3 plus Row 2, Column 3 to get total participants and place in Row 3, Column 3.
- Calculate the percentage of female participation. (Row 1, Column 3 divided by Row 3, Column 3 and place in Row 1, Column 4.) Calculate the percentage of male participation. (Row 2, Column 3 divided by Row 3, Column 3 and place in Row 2, Column 4.) Note: Row 1, Column 4 plus Row 2, Column 4 should total 100%.

Note: While being within three percent is not a formal compliance standard; if the percent listed in Row 1, Column 4 is within 3% of Row 1, Column 2, then it provides a good target within which compliance is likely.

 Principal's Signature: *Arthur D. Ballard* AP/AD Date: 4-11-03



ACCOMMODATION OF INTERESTS AND ABILITIESSUMMARY PROGRAM CHART 2Participation Opportunities Test Two

			Column 1	Column 2	Column 3	Column 4	Column 5
Program			Number of Teams Currently Offered	Number of Participants	Number of Teams Added in Last Five Years	Number of Participants Added in Last Five Years	Percent of Total Participation By Sex Added in Last 5 Years
GIRLS	Row 1	varsity:	6	66	1	10	
	Row 2	j.v.:	4	53	2	28	
	Row 3	frosh:	1	10	0	0	
	Row 4	total:	11	129	3	38	29.4%
BOYS	Row 5	varsity:	6	99	0	0	
	Row 6	j.v.:	4	65	1	12	
	Row 7	frosh:	2	25	0	0	
	Row 8	total:	12	189	1	12	6.3%

- 1) For Column 1, list the number of interscholastic teams offered for girls and boys at each competitive level (varsity, junior varsity, and freshman). For girls, total each of the entries in Rows 1, 2, and 3 into Row 4. For boys, total Rows 5, 6, and 7 into Row 8.
- 2) For Column 2, list the number of participants at each level. For girls, total each of the entries in Rows 1, 2, and 3 into Row 4. For boys, total Rows 5, 6, and 7 into Row 8. **Note:** The totals in Row 4 for girls and in Row 8 for boys must be the same as the totals in Form T-1, Column 3, Rows 1 and 2 respectively.
- 3) For Column 3, list the number of interscholastic teams that have been added in the last five years at each competitive level. Count each team added during the 5 year period only one time. e.g. Girl's junior varsity soccer was added 3 years ago, count the team only once, not 3 times. For girls, total the entries in Rows 1, 2, and 3 into Row 4. For boys, total Rows 5, 6, and 7 into Row 8.
- 4) For Column 4, list the number of participants that are currently on each level of the teams that were added in the last five years. If a team was added previously but no longer exists, there are no current participants to be added for that team. For girls, total the entries in Rows 1, 2, and 3 into Row 4. For boys, total Rows 5, 6, and 7 into Row 8.
- 5) For Column 5, calculate the percentage of participants that have been added in the last five years. For girls, take the number in Column 4, Row 4 and divide by the number in Column 2, Row 4. For boys, take the number in Column 4, Row 8 and divide it by the number in Column 2, Row 8.

Note: If the percentage of current participants added in the last five years is 25% or greater, compliance with test two may be possible. If less than 25%, then compliance with test three should be analyzed. **CAUTION:** 25% is not a formal compliance standard.

Principal's Signature: Arthur D Ballard AP/AD Date: 4-11-03



2002-2003  
**ACCOMMODATION OF INTERESTS AND ABILITIES**  
**SUMMARY PROGRAM CHART 3**

Participation Opportunities Test Three

For any question answered "YES" identify the respective sport(s).

	GIRLS (Yes / No)		BOYS (Yes / No)
1. For a sport not currently played at the interscholastic level (varsity, junior varsity, or freshman) in your school, is there an intramural team offered for that sport?	No		No
2. For a sport <u>not</u> currently offered in your interscholastic athletics program, is there sufficient interest to form a viable interscholastic team based on participation on an intramural team or community recreation teams?	No		No
3. For a sport <u>not</u> currently offered, is there sufficient interest to form a viable interscholastic team based on student responses from the interscholastic survey?	No		No
4. For a sport currently offered at the varsity level only, is there sufficient interest to form a viable team for a junior varsity, or freshman team that is not currently offered?	No		No
5. For a sport currently offered at the junior varsity or freshman level is there sufficient interest to form a varsity team not currently offered?	Yes		Yes
6. If you answered YES to question (1), (2), (3), (4), or (5), are there enough high schools in your geographic area offering the sport (at the appropriate level) to allow for the development of a reasonable schedule of competition?	Yes		Yes

Principal's Signature:

*Arthur D Bellard*

AP/AD Date:

4-11-03

2002-2003  
ACCOMODATION OF INTERESTS AND ABILITIES+  
SUMMARY PROGRAM CHART 4

Levels of Competition Test One

		Column 1	Column 2	Column 3
Girls	Team Levels	Number of Teams Currently Offered	Number of Participants	Percentage of Participants at Each Level
Row 1	varsity:	6	66	51.2%
Row 2	j.v.:	4	53	41.1%
Row 3	frosh:	1	10	7.8%
Row 4	total:		129	100%
Boys				
Row 5	varsity:	6	99	52.4%
Row 6	j.v.:	4	65	34.4%
Row 7	frosh:	2	25	13.2%
Row 8	total:		189	100%

- 1) Column 1, list the number of interscholastic teams offered for girls and boys at each competitive level; varsity, junior varsity, and freshman. (Refer to Form T-2, Accommodation of Interests and Abilities, Summary Program Chart 2, Column 1.)
- 2) For Column 2, list the number of participants at each level. For girls, total the entries in Rows 1, 2, and 3 into Row 4. For boys, total the entries in Rows 5, 6, and 7 into Row 8. (Refer to Form T-2, Accommodation of Interests and Abilities, Summary Program Chart 2, Column 2.)
- 3) For Column 3, calculate the percentage of female and male participants at each level.  
For girls' varsity, junior varsity, and frosh, respectively:
  - Divide Column 1, Row 1 by Column 2, Row 4, and place the percentage in Column 3, Row 1.
  - Divide Column 1, Row 2 by Column 2, Row 4, and place the percentage in Column 3, Row 2.
  - Divide Column 1, Row 3 by Column 2, Row 4, and place the percentage in Column 3, Row 3.
 For boys' varsity, junior varsity, and frosh, respectively:
  - Divide Column 1, Row 5 by Column 2, Row 8, and place the percentage in Column 3, Row 5.
  - Divide Column 1, Row 6 by Column 2, Row 8, and place the percentage in Column 3, Row 6.
  - Divide Column 1, Row 7 by Column 2, Row 8, and place the percentage in Column 3, Row 7.

Principal's Signature: Arthur Bellard AP/AD Date: 4-11-03

2002-2003  
**BUDGETED AND ACTUAL EXPENDITURES - PROGRAM COMPARISON CHART**  
**TO INCLUDE BOOSTER CLUB FUNDING**

	equipment and supplies		travel		awards		coaches' salaries (to include supplemental and extended employment)		facilities improvements		publications (if sport-specific)	
	B	E	B	E	B	E	B	E	B	E	B	E
G basketball	2000 <sup>00</sup>	2435 <sup>00</sup>	—	1367 <sup>00</sup>	—	402 <sup>00</sup>	12000 <sup>00</sup>	12000 <sup>00</sup>	—	—	—	—
B basketball	2000 <sup>00</sup>	1858 <sup>00</sup>	—	651 <sup>00</sup>	—	494 <sup>00</sup>	12000 <sup>00</sup>	12000 <sup>00</sup>	—	—	—	—
G softball	1500 <sup>00</sup>	1471 <sup>00</sup>	—	300 <sup>00</sup>	—	—	4900 <sup>00</sup>	4900 <sup>00</sup>	1000 <sup>00</sup>	1000 <sup>00</sup>	—	—
B baseball	1500 <sup>00</sup>	1683 <sup>00</sup>	—	—	—	—	4900 <sup>00</sup>	4900 <sup>00</sup>	1200 <sup>00</sup>	1200 <sup>00</sup>	—	—
G cross country	—	—	—	—	—	—	—	—	—	—	—	—
B cross country	—	—	—	—	—	—	—	—	—	—	—	—
G golf	400 <sup>00</sup>	273 <sup>00</sup>	—	228 <sup>00</sup>	—	—	700 <sup>00</sup>	700 <sup>00</sup>	—	—	—	—
B golf	400 <sup>00</sup>	—	—	781 <sup>00</sup>	—	—	700 <sup>00</sup>	700 <sup>00</sup>	—	—	—	—
G soccer	2000 <sup>00</sup>	2283 <sup>00</sup>	—	—	—	—	1800 <sup>00</sup>	1800 <sup>00</sup>	—	—	—	—
B soccer	2000 <sup>00</sup>	2283 <sup>00</sup>	—	—	—	—	1800 <sup>00</sup>	1800 <sup>00</sup>	—	—	—	—
G swimming	—	—	—	—	—	—	—	—	—	—	—	—
B swimming	—	—	—	—	—	—	—	—	—	—	—	—

1. Budget and expenditures on this 2002-2003 year report due by April 15, 2003, should reflect the total monies budgeted and spent for the entire year of 2001-2002 ending June 30, 2002.

2. "B" is for budgeted dollar amounts and "E" is for actual dollar expenditures.

3. Booster Club Funding/Contributions must be included in the expenditures total.

Principal's Signature: Anthony Belland Date: 4-11-03

2002-2003  
BUDGETED AND ACTUAL EXPENDITURES - PROGRAM COMPARISON CHART 2  
TO INCLUDE BOOSTER CLUB FUNDING

Teams	equipment and supplies		travel		awards		coaches' salaries (to include supplemental and extended employment)		facilities improvements		publications (if sport-specific)	
	B	E	B	E	B	E	B	E	B	E	B	E
G track	400 <sup>00</sup>	549 <sup>00</sup>	—	—	—	—	1300 <sup>00</sup>	1300 <sup>00</sup>	—	—	—	—
B track	400 <sup>00</sup>	548 <sup>00</sup>	—	—	—	—	1300 <sup>00</sup>	1300 <sup>00</sup>	—	—	—	—
G tennis	400 <sup>00</sup>	252 <sup>00</sup>	—	—	—	—	700 <sup>00</sup>	700 <sup>00</sup>	—	—	—	—
B tennis	400 <sup>00</sup>	257 <sup>00</sup>	—	—	—	—	700 <sup>00</sup>	700 <sup>00</sup>	—	—	—	—
G volleyball	1000 <sup>00</sup>	660.70	—	216.17	—	—	1800 <sup>00</sup>	1800 <sup>00</sup>	—	—	—	—
B wrestling	—	—	—	—	—	—	—	—	—	—	—	—
G (list sport)	—	—	—	—	—	—	—	—	—	—	—	—
B (football)	8500 <sup>00</sup>	10,917 <sup>00</sup>	—	550 <sup>00</sup>	—	300 <sup>00</sup>	18000 <sup>00</sup>	14000 <sup>00</sup>	20000 <sup>00</sup>	17,378 <sup>00</sup>	—	—
G (list sport)	—	—	—	—	—	—	—	—	—	—	—	—
B (list sport)	—	—	—	—	—	—	—	—	—	—	—	—

1. Budget and expenditures on this 2002-2003 year report due by April 15, 2003, should reflect the total monies budgeted and spent for the entire year of 2001-2002 ending June 30, 2002.
2. "B" is for budgeted dollar amounts and "E" is for actual dollar expenditures.
3. Booster Club Funding/Contributions must be included in the expenditures total.

Principal's Signature:  Date: 4-11-03



## 2002-2003 KHSAA TITLE IX ATHLETICS AUDIT

KHSAA  
Form T41  
Rev. 9/02

### Checklist - Overall Interscholastic Athletics Program

Areas of Compliance	ADVANTAGE TO (Respond based on Internal Evaluation by checking the appropriate column.)		
	GIRLS' PROGRAM	BOYS' PROGRAM	NEITHER PROGRAM
<b>OPPORTUNITIES</b>			
Accommodation of Interest and Abilities			
<b>BENEFITS</b>	<b>GIRLS' PROGRAM</b>	<b>BOYS' PROGRAM</b>	<b>NEITHER PROGRAM</b>
Equipment and Supplies			✓
Scheduling of Games and Practice Time			✓
Travel and Per Diem Allowances			✓
Coaching			✓
Locker Rooms, Practice and Competitive Facilities		✓ only for Basketball	
Medical and Training Facilities and Services			✓
Publicity			✓
Support Services			✓
Athletic Scholarships			✓
Tutoring			✓
Housing and Dining Facilities and Services			✓
Recruitment of Student Athletes			✓

Principal's Signature: Arthur D. Ballard Date: 4-11-03

2002-2003  
TITLE IX  
CORRECTIVE ACTION PLAN

School Name: Estill County High School  
 School Year: 2002-2003  
 Principal's Signature: *Arthur D. Bellard*  
 Date: April 11, 2003

To complete this form, indicate the intended area which needs corrective action, the suggested change and time table for implementation. You may copy this form as needed. Please attach corrective action plans along with audit forms and submit by April 15, 2003.

ITEM FOR CORRECTION	SUGGESTED CHANGE	TIME TABLE FOR CORRECTIVE ACTION
1) Accommodation of Interest and Abilities	Add Boys' and Girls' Varsity Soccer Program	JV Soccer was added for 2002. We will continue to play JV for 2003 season. Varsity soccer will be added for 2004 season.
2) Locker Room Advantage to Boys' Basketball Program.	The Girls' Basketball program is using the private locker room for pre-game and pre-practice meetings, post-game and post-practice meetings. They have use Of the locker room for all practices and home games. We will continue to look for other options to correct the problem. A new locker room will be built when funds are made available.	We are currently using this plan  As soon as funds and space are available

▪ An explanation (status report) is needed for all areas identified previously as items for correction as well as all areas currently identified as items for correction. This form shall be typed.

Principal's Signature: *Arthur D. Bellard* Date: 4-11-03

## 2002-2003 INTERSCHOLASTIC ATHLETICS SURVEY

### Summary of Student Responses

School Name: Estill County High School  
School Enrollment: 688  
Date: 4-11-03  
Completed By: Arthur D. Ballard AP/AD

#### Instructions:

1. Summarize the Student Athletics Interest Surveys Form T-61 by listing the total number of responses on the line next to each sport.
2. Under the Other Category please provide a listing of the sports as well as the number of students who are interested in participating.
3. Please sign and date the Summary Form (T-63) and mail the Summary Form only to the KHSAA by April 15, 2003. Do not mail the student surveys (Form T-61). However, these Forms should be maintained in your files in the event they are requested subsequently.

387 Number of Surveys

387 Total Returned

9-11 Grades Surveyed

How Was The Survey Administered? Advisor/Advisee Period for Grades 9-11:  
(e.g. was it given in all English classes, or all home rooms, or advisee/advisor?)

#### Fall Sports (List Total Number of Participation Responses)

9 Cross Country (Girls)  
8 Cross Country (Boys)  
12 Field Hockey (Girls)  
70 Football (Boys)  
4 Golf (Girls)  
10 Golf (Boys)  
32 Soccer (Girls)  
14 Soccer (Boys)  
42 Volleyball (Girls)  
16 Volleyball (Boys)

#### Winter Sport (List Total Number of Participation Responses)

28 Basketball (Girls)  
61 Basketball (Boys)  
35 Gymnastics (Girls)  
12 Indoor Track (Girls)  
12 Indoor Track (Boys)  
39 Swimming & Diving (Girls)  
13 Swimming & Diving (Boys)  
19 Wrestling (Boys)

Spring Sport (List Total Number of Participation Responses)

<u>46</u>	Baseball (Boys)
<u>39</u>	Fast Pitch Softball (Girls)
<u>17</u>	Slow Pitch Softball (Girls)
<u>26</u>	Tennis (Girls)
<u>16</u>	Tennis (Boys)
<u>25</u>	Track (Girls)
<u>26</u>	Track (Boys)

Other Sports (From Student Survey T-61 Question 10)

Name of Sport	Number of Students Interested In Participating
<u>Hockey (Ice)</u>	<u>13</u>
<u>Swimming</u>	<u>12</u>
<u>Wrestling</u>	<u>10</u>
<u>Boxing</u>	<u>7</u>
<u>Soccer (Spring)</u>	<u>5</u>
<u>Gymnastics</u>	<u>5</u>
<u>Weights</u>	<u>3</u>
<u>Horse back riding</u>	<u>3</u>

Number of Students who participate in Intramural Sports.  
(From Student Survey T-61 Question 5)

Sport	Number
<u>Intramural Sports are not offered at Estill County High School</u>	

List Intramural Sports students are interested in adding:  
(From Student Survey T-61 Question 6)

Sport	Number
<u>Basketball</u>	<u>18</u>
<u>Swimming</u>	<u>14</u>
<u>Wrestling</u>	<u>10</u>
<u>Hockey (Ice)</u>	<u>9</u>



Participation in Non-School Sports Activities  
(From Student Survey T-61 Question 7)

Sport	Number
Softball	22
Basketball	17
Soccer	16
Cheerleading	11
Gymnastics	6

Reasons for not participating in interscholastic athletics.  
(From Survey Question 8)

Response	Number
17 I prefer other activities such as band, chorus, etc.	
81 I don't have time	
13 The practice schedules and game times are inconvenient	
25 The sport I like isn't offered	
6 It's too expensive	
9 I prefer to participate in club or intramural sports	
30 Working	
51 Other	
not permitted to play, injury, ineligible, dislike for sports, transportation	

Student Suggestions to encourage participation

Make less expensive	make them more fun	win more
provide transportation	provide more information	
offer more sports	more school spirit	
better promotion	practice during school	
more pep rallies	more people on teams	
more rewards + honors	no weekend practices	
better coaches	build a pool	
more money	better boosters	

  
Principal's Signature

4-11-03  
Date



Kentucky High School Athletic Directors Association

TO Larry Boncher  
FROM Arthur Zellard

DATE 6/11/03

SUBJECT Requested Title IX Form

I am sorry for the omission of form T60. It was in our records and must have been omitted when the entire document was copied for forwarding to the KHSAA Office.

Thank you for allowing us to resubmit.

AB

School Name: Estill County High School  
 School Year: 2002-2003

2002-2003  
 TITLE IX

Principal's Signature: *William Bellard*

**CORRECTIVE ACTION PLAN**

Date: April 11, 2003

To complete this form, indicate the intended area which needs corrective action, the suggested change and time table for implementation. You may copy this form as needed. Please attach corrective action plans along with audit forms and submit by April 15, 2003.

ITEM FOR CORRECTION	SUGGESTED CHANGE	TIME TABLE FOR CORRECTIVE ACTION
1) Accommodation of Interest and Abilities	Add Boys' and Girls' Varsity Soccer Program	JV Soccer was added for 2002. We will continue to play JV for 2003 season. Varsity soccer will be added for 2004 season.
2) Locker Room Advantage to Boys' Basketball Program.	The Girls' Basketball program is using the private locker room for pre-game and pre-practice meetings, post-game and post-practice meetings. They have use Of the locker room for all practices and home games. We will continue to look for other options to correct the problem.  A new locker room will be built when funds are made available.	We are currently using this plan  As soon as funds and space are available

An explanation (status report) is needed for all areas identified previously as items for correction as well as all areas currently identified as items for correction. This form shall be typed.

Principal's Signature:

*William Bellard*

Date: 4-11-03