



Kentucky High School Athletic Association

2280 Executive Drive ° Lexington, KY 40505 ° www.khsaa.org ° (859)299-5472 (859)293-5999 (fax)

To: Superintendent, Principal, and Athletic Director

From: Brigid L. DeVries, Commissioner
Larry Boucher, Assistant Commissioner *LB*


Date: June 20, 2003

Subject: 2002-2003 Annual Report Forms Submission

School: Grayson County High School

Enclosed please find a copy of Form T-65, The 2002-2003 Annual Report Forms Checklist. In addition, you may find an attachment with corrected copies of the forms submitted by your school personnel. Please review this information so the forms can be completed accurately in the future. Also, KHSAA Audit Staff may have requested a re-submission of some of the 2002-2003 Annual Report Forms or need additional information on your athletic programs. Please submit this information by the date requested if this is applicable. Copies and all KHSAA Title IX documents must be kept current and included in your permanent Title IX File at the school. All documents are subject to Open Records Requests.

Should you need any further information, please do not hesitate to call anytime.



MEMORANDUM

TO: KHSAA Member School Superintendents, Principals, and Athletic Directors

FROM: Brigid L. DeVries, Commissioner
Larry Boucher, Executive Assistant Commissioner *LB*

DATE: May 16, 2003

RE: 2003 Title IX Forms Submission

School	Grayson County High School	Reviewed by	Gary W. Lawson
--------	----------------------------	-------------	----------------


The following is a status report regarding the required 2002 - 2003 Title IX submission of forms due in to the KHSAA office by April 15, 2003. Appropriate audit personnel have reviewed these forms and the following is a summary of this review.

I. Checklist of Forms properly submitted in a satisfactory manner:

✓	GE 19 (Annual Verification)	✓	T-35 (Budget Expenses)
✓	T-1 (Summary Program Chart 1)	✓	T-36 (Budget Expenses)
✓	T-2 (Summary Program Chart 2)	✓	T-41 (Checklist - Overall Interscholastic Program)
✓	T-3 (Summary Program Chart 3)	✓	T-60 (Corrective Action Plan)
✓	T-4 (Summary Program Chart 4)	✓	T-63 (Interscholastic Survey Results)

II. Status

A.	✓	2002 - 2003 Forms are satisfactory and no further information or action is necessary at this time.
B.		Errors have been noted with respect to the following forms and corrected copies are being returned to you for placement in your Title IX file to ensure proper submission in the future.
C.		The following forms were omitted and must be submitted by school representatives.
D.	✓	Other Recommendation and Comments: <ul style="list-style-type: none"> All calculations appear to be correct and the report is in good order. Your Gender Equity Review Committee should have one meeting during the fall months, one during the winter months and one during the spring months. Thank you.



MEMORANDUM

To: KHSAA Member School Superintendents, Principals, and Athletic Directors

From: Brigid L. DeVries, Commissioner
Larry Boucher, Assistant Commissioner

Date: MAY 16, 2003

Re: 2003 Title IX Forms Submission

School	<u>GRAYSON COUNTY HIGH</u>	Reviewed by	<u>GARY W. LAWSON</u>
--------	----------------------------	-------------	-----------------------


The following is a status report regarding the required 2002-2003 Title IX submission of forms which were due in to the KHSAA office by April 15, 2003. Appropriate audit personnel have reviewed these forms and the following is a summary of this review.

I. Checklist of Forms properly submitted in a satisfactory manner:

<input checked="" type="checkbox"/>	GE 19 (Annual Verification)	<input checked="" type="checkbox"/>	T-35 (Budget Expenses)
<input checked="" type="checkbox"/>	T-1 (Summary Program Chart 1)	<input checked="" type="checkbox"/>	T-36 (Budget Expenses)
<input checked="" type="checkbox"/>	T-2 (Summary Program Chart 2)	<input checked="" type="checkbox"/>	T-41 (Checklist - Overall Interscholastic Program)
<input checked="" type="checkbox"/>	T-3 (Summary Program Chart 3)	<input checked="" type="checkbox"/>	T-60 (Corrective Action Plan)
<input checked="" type="checkbox"/>	T-4 (Summary Program Chart 4)	<input checked="" type="checkbox"/>	T-63 (Interscholastic Survey Results)

II. Status

A.	<input checked="" type="checkbox"/>	2002-2003 Forms are satisfactory and no further information or action is necessary at this time.
B.	<input type="checkbox"/>	Errors have been noted with respect to the following forms and corrected copies are being returned to you for placement in your Title IX file to ensure proper submission in the future.
C.	<input type="checkbox"/>	The following forms were omitted and must be submitted by school representatives.
D.	<input type="checkbox"/>	Other Recommendation and Comments: <i>All calculations are correct and report appears to be in good order. Your Gender equity committee should have one meeting during the fall months, one during the winter months and one during the spring months. Thank you.</i>



MEMORANDUM

To: KHSAA Member School Superintendents, Principals, and Athletic Directors
 From: Brigid L. DeVries, Commissioner
 Larry Boucher, Assistant Commissioner

Date: MAY 16, 2003

Re: 2003 Title IX Forms Submission

School	<u>GRAYSON County High</u>	Reviewed by	<u>GARY W. LAWSON</u>
--------	----------------------------	-------------	-----------------------

The following is a status report regarding the required 2002-2003 Title IX submission of forms which were due in to the KHSAA office by April 15, 2003. Appropriate audit personnel have reviewed these forms and the following is a summary of this review.

I. Checklist of Forms properly submitted in a satisfactory manner:

<input checked="" type="checkbox"/>	GE 19 (Annual Verification)	<input checked="" type="checkbox"/>	T-35 (Budget Expenses)
<input checked="" type="checkbox"/>	T-1 (Summary Program Chart 1)	<input checked="" type="checkbox"/>	T-36 (Budget Expenses)
<input checked="" type="checkbox"/>	T-2 (Summary Program Chart 2)	<input checked="" type="checkbox"/>	T-41 (Checklist - Overall Interscholastic Program)
<input checked="" type="checkbox"/>	T-3 (Summary Program Chart 3)	<input checked="" type="checkbox"/>	T-60 (Corrective Action Plan)
<input checked="" type="checkbox"/>	T-4 (Summary Program Chart 4)	<input checked="" type="checkbox"/>	T-63 (Interscholastic Survey Results)

II. Status

A.	<input checked="" type="checkbox"/>	2002-2003 Forms are satisfactory and no further information or action is necessary at this time.
B.	<input type="checkbox"/>	Errors have been noted with respect to the following forms and corrected copies are being returned to you for placement in your Title IX file to ensure proper submission in the future.
C.	<input type="checkbox"/>	The following forms were omitted and must be submitted by school representatives.
D.	<input type="checkbox"/>	Other Recommendation and Comments: <i>All calculations are correct and report appears to be in good order. Your Gender equity committee should have one meeting during the fall months, one during the winter months and one during the spring months. Thank you.</i>

APR 08 2003



**2002-2003 KENTUCKY HIGH SCHOOL ATHLETIC ASSOCIATION
ANNUAL VERIFICATION OF TITLE IX PROCEDURES**
(To be submitted by April 15, 2003 along with other required forms)

The Grayson County High School, Leitchfield, Kentucky
(Name of High School) (City)

certifies to the Kentucky High School Athletic Association that the following is an accurate and true representation of the facts surrounding compliance with 20 U.S.C. Sections 1681-1688, et. Seq. (also known as Title IX)

I certify the following provisions in accordance with records at the school contained in the permanent Title IX file, and to the best of my knowledge have completed the following tasks. (All boxes must be checked)

- Established a gender equity committee at the high school. (list committee personnel and provide attachment if necessary)

Name	Address	Phone	Title
<u>See Attachment</u>			

- Scheduled a minimum of three meetings during the 2002-2003 school year on the following dates:
September 16, 2002
October 21, 2002
February 19, 2003

- Designated the following person(s) as the Title IX coordinator for the school/district:
Linda Gentry Finance Officer GCBOE PO Box 4009 Leitchfield Ky 270-259-4011
Name Title Address Phone

- School personnel are continuing to make periodic reviews of the boys and girls athletics program reflected in the Corrective Action Plan.

- In addition to the above information, the above referenced school maintains a complete permanent file relative to Title IX records including copies of the self-assessment audit, all corrective action plans, and other related materials.

[Signature]
Principal's Signature

April 7 2003
Date

[Signature]
Superintendent Signature

[Signature]
School Board Chairpersons' Signature

(Send original copy to KHSAA - Maintain duplicate in Title IX school folder)

GRAYSON COUNTY HIGH SCHOOL
TITLE IX COMMITTEE 2002-2003

NAME	ADDRESS	PHONE	TITLE
PARK GENTRY	GCHS LEITCHFIELD	270-259-4078	ATHLETIC DIRECTOR
CURT HAUN	GCHS LEITCHFIELD	270-259-4078	PRINCIPAL
JOHN SKAGGS	GCHS LEITCHFIELD	270-259-4078	SOFTBALL COACH
SHERRY VINCENT	GCHS LEITCHFIELD	270-259-4078	TENNIS COACH
LINDA GENTRY	GCBOE LEITCHFIELD	270-259-4011	DIST. TITLE IX COORD.
TERRY GLASSCOCK	1802 Sunbeam Road LEITCHFIELD	270-259-6080	PARENT
SUSIE KINKADE	114 THOMASON AVE LEITCHFIELD	270-259-3714	PARENT
KEITH JONES	516 MILL STREET LEITCHFIELD	270-259-4441	PARENT
DEE DEE BEELER	1659 WALNUT GROVE RD CANEYVILLE	270-879-6221	BOARD MEMBER/PARENT
ISAAC MILLER	201 W CHESTNUT LEITCHFIELD	270-259-3089	STUDENT ATHLETE
SUSAN HIGDON	2086 GRAYSON SPRINGS RD	270-242-6229	STUDENT ATHLETE

2002-2003
ACCOMMODATION OF INTERESTS AND ABILITIES
SUMMARY PROGRAM CHART 1

KHSAA
Form T1
Rev. 9/02

Participation Opportunities Test One


		(Column 1)	(Column 2)	(Column 3)	(Column 4)
	Program	Enrollment	Percentage of Total Enrollment	Number of Interscholastic Participants (double and triple count)	Percentage of Total Participation
Row 1	GIRLS	555	48.6%	179	43.5%
Row 2	BOYS	588	51.4%	232	56.5%
Row 3	Totals	1143	100%	411	100%

Instructions:

*Number of 8th grade students & below used in Column 4 calculations if applicable: 64

- 1) Determine the total number of girls enrolled, (place in Row 1, Column 1). Determine the total number of boys enrolled, (place in Row 2, Column 1).
- 2) Add the total number of girls and boys enrolled to determine total enrollment, (place in Row 3, Column 1).
- 3) Calculate the percentage of total enrollment that is female. (Divide Row 1, Column 1 by row 3, Column 1 and place in Row 1, Column 2.) Calculate the percentage of total enrollment that is male. (Divide Row 2, Column 1 by Row 3, Column 1 and place in Row 2, Column 2.) Note: Row 1, Column 2 plus Row 2, Column 2 should total 100%.
- 4) Ask the head coaches to review the most updated eligibility or squad lists for their teams. Ask coaches to confirm the names of those individuals who are on the team as of the first date of competition, and cross out the names of those who were cut from the team or quit the team prior to the first competitive event. Determine the total number of interscholastic athletics participants that are girls, (and place in Row 1, Column 3). In order to determine the total number of athletics participants, an individual should be counted each time he or she participates on a team. For example, if Jane Doe competes on the varsity volleyball team, the junior varsity volleyball team, the junior varsity basketball team, and the varsity softball team, she should be counted as four participants (do not include club or intramural sports participants, cheerleaders, dance teams, or pom squads). Calculate the same way for boys and girls. * In addition, should 8th grade students and below play on a Freshman, Junior Varsity, or Varsity team, they should also be counted for each team and sport on which they participate. If applicable, please asterisk the above notation as to how many 8th grade students & below are included in the totals. Using the same procedure, determine the total number of interscholastic athletic participants that are boys, (and place in Row 2, Column 3). Add Row 1, Column 3 plus Row 2, Column 3 to get total participants and place in Row 3, Column 3.
- 5) Calculate the percentage of female participation. (Row 1, Column 3 divided by Row 3, Column 3 and place in Row 1, Column 4.) Calculate the percentage of male participation. (Row 2, Column 3 divided by Row 3, Column 3 and place in Row 2, Column 4.) Note: Row 1, Column 4 plus Row 2, Column 4 should total 100%.

Note: While being within three percent is not a formal compliance standard; if the percent listed in Row 1, Column 4 is within 3% of Row 1, Column 2, then it provides a good target within which compliance is likely.

Principal's Signature:  Date: April 7, 2003

2002-2003

**ACCOMMODATION OF INTERESTS AND ABILITIES
SUMMARY PROGRAM CHART 2**

KHSAA
Form T2
Rev. 9/02

Participation Opportunities Test Two

		Column 1	Column 2	Column 3	Column 4	Column 5	
Program		Number of Teams Currently Offered	Number of Participants	Number of Teams Added in Last Five Years	Number of Participants Added in Last Five Years	Percent of Total Participation By Sex Added in Last 5 Years	
GIRLS	Row 1	varsity:	7	86	1	16	
	Row 2	j.v.:	6	50	2	20	
	Row 3	frosh:	3	43	1	16	
	Row 4	total:	16	179	4	52	29%
BOYS	Row 5	varsity:	8	139	1	14	
	Row 6	j.v.:	6	57	1	0	
	Row 7	frosh:	3	36	0	0	
	Row 8	total:	17	232	2	14	6%

- 1) For Column 1, list the number of interscholastic teams offered for girls and boys at each competitive level (varsity, junior varsity, and freshman). For girls, total each of the entries in Rows 1, 2, and 3 into Row 4. For boys, total Rows 5, 6, and 7 into Row 8.
- 2) For Column 2, list the number of participants at each level. For girls, total each of the entries in Rows 1, 2, and 3 into Row 4. For boys, total Rows 5, 6, and 7 into Row 8. **Note:** The totals in Row 4 for girls and in Row 8 for boys must be the same as the totals in Form T-1, Column 3, Rows 1 and 2 respectively.
- 3) For Column 3, list the number of interscholastic teams that have been added in the last five years at each competitive level. Count each team added during the 5 year period only one time. e.g. Girl's junior varsity soccer was added 3 years ago, count the team only once, not 3 times. For girls, total the entries in Rows 1, 2, and 3 into Row 4. For boys, total Rows 5, 6, and 7 into Row 8.
- 4) For Column 4, list the number of participants that are currently on each level of the teams that were added in the last five years. If a team was added previously but no longer exists, there are no current participants to be added for that team. For girls, total the entries in Rows 1, 2, and 3 into Row 4. For boys, total Rows 5, 6, and 7 into Row 8.
- 5) For Column 5, calculate the percentage of participants that have been added in the last five years. For girls, take the number in Column 4, Row 4 and divide by the number in Column 2, Row 4. For boys, take the number in Column 4, Row 8 and divide it by the number in Column 2, Row 8.

Note: If the percentage of current participants added in the last five years is 25% or greater, compliance with test two may be possible. If less than 25%, then compliance with test three should be analyzed. **CAUTION:** 25% is not a formal compliance standard.

Principal's Signature:  Date: April 7, 2003

2002-2003
ACCOMMODATION OF INTERESTS AND ABILITIES
SUMMARY PROGRAM CHART 3

Participation Opportunities Test Three

For any question answered "YES" identify the respective sport(s).

	GIRLS (Yes / No)		BOYS (Yes / No)
1. For a sport not currently played at the interscholastic level (varsity, junior varsity, or freshman) in your school, is there an intramural team offered for that sport?	NO		NO
2. For a sport <u>not</u> currently offered in your interscholastic athletics program, is there sufficient interest to form a viable interscholastic team based on participation on an intramural team or community recreation teams?	NO		NO
3. For a sport <u>not</u> currently offered, is there sufficient interest to form a viable interscholastic team based on student responses from the interscholastic survey?	YES JV Soccer		NO
4. For a sport currently offered at the varsity level only, is there sufficient interest to form a viable team for a junior varsity, or freshman team that is not currently offered?	NO		YES JV Soccer
5. For a sport currently offered at the junior varsity or freshman level is there sufficient interest to form a varsity team not currently offered?	NO		NO
6. If you answered YES to question (1), (2), (3), (4), or (5), are there enough high schools in your geographic area offering the sport (at the appropriate level) to allow for the development of a reasonable schedule of competition?	YES		YES

Principal's Signature: _____

C. A. D. H.

Date: _____

APRIL 7, 2003

2002-2003
ACCOMODATION OF INTERESTS AND ABILITIES+
SUMMARY PROGRAM CHART 4

Levels of Competition Test One

		Column 1	Column 2	Column 3
Girls	Team Levels	Number of Teams Currently Offered	Number of Participants	Percentage of Participants at Each Level
Row 1	varsity:	7	86	48.0 %
Row 2	j.v.:	6	50	27.9 %
Row 3	frosh:	3	43	24.0 %
Row 4	total:		179	100%
Boys				
Row 5	varsity:	8	139	59.9 %
Row 6	j.v.:	6	57	24.6 %
Row 7	frosh:	3	36	15.5 %
Row 8	total:		232	100%

- 1) Column 1, list the number of interscholastic teams offered for girls and boys at each competitive level; varsity, junior varsity, and freshman. (Refer to Form T-2, Accommodation of Interests and Abilities, Summary Program Chart 2, Column 1.)
- 2) For Column 2, list the number of participants at each level. For girls, total the entries in Rows 1, 2, and 3 into Row 4. For boys, total the entries in Rows 5, 6, and 7 into Row 8. (Refer to Form T-2, Accommodation of Interests and Abilities, Summary Program Chart 2, Column 2.)
- 3) For Column 3, calculate the percentage of female and male participants at each level.
For girls' varsity, junior varsity, and frosh, respectively:
 - Divide Column 2, Row 1 by Column 2, Row 4, and place the percentage in Column 3, Row 1.
 - Divide Column 2, Row 2 by Column 2, Row 4, and place the percentage in Column 3, Row 2.
 - Divide Column 2, Row 3 by Column 2, Row 4, and place the percentage in Column 3, Row 3.
 -
 For boys' varsity, junior varsity, and frosh, respectively:
 - Divide Column 2, Row 5 by Column 2, Row 8, and place the percentage in Column 3, Row 5.
 - Divide Column 2, Row 6 by Column 2, Row 8, and place the percentage in Column 3, Row 6.
 - Divide Column 2, Row 7 by Column 2, Row 8, and place the percentage in Column 3, Row 7.

Principal's Signature: Carl D. Ha Date: April 7, 2003

**2002-2003
BUDGETED AND ACTUAL EXPENDITURES - PROGRAM COMPARISON CHART
TO INCLUDE BOOSTER CLUB FUNDING**

KESAA
Form 133
REV. 10/02

	equipment and supplies		travel		awards		coaches' salaries (to include supplemental and extended employment)		facilities improvements		publications (if sport-specific)	
	B	E	B	E	B	E	B	E	B	E	B	E
G basketball	7780	7094	2925	1355	-0-	-0-	10300	10300	-0-	-0-	-0-	-0-
B basketball	5342	9329	2155	1478	-0-	-0-	12525	12525	-0-	-0-	-0-	450
G softball	1445	2728	1805	1147	-0-	-0-	5430	5430	2000	3680	-0-	-0-
B baseball	3775	1178	150	1813	-0-	167	5138	5138	-0-	10619	-0-	2400
G cross country	607	60	990	1505	-0-	-0-	3116	3116	-0-	-0-	-0-	-0-
B cross country	607	60	990	1505	-0-	-0-	3116	3116	-0-	-0-	-0-	-0-
G golf	859	635	666	1164	100	509	1666	1666	-0-	-0-	-0-	-0-
B golf	859	635	666	1164	100	509	1666	1666	-0-	-0-	-0-	-0-
G soccer												
B soccer	2217	2634	1135	1354	200	916	3483	3483	150	212	-0-	-0-
G swimming												
B swimming												

- Budget and expenditures on this 2002-2003 year report due by April 15, 2003, should reflect the total monies budgeted and spent for the entire year of 2001-2002 ending June 30, 2002.
- "B" is for budgeted dollar amounts and "E" is for actual dollar expenditures.
- Booster Club Funding/Contributions must be included in the expenditures total.

Principal's Signature: 
 Copyright 1999, Good Sports, Inc., Title IX and Gender Equity Specialists. All rights reserved.

Date: April 7, 2003


**2002-2003
BUDGETED AND ACTUAL EXPENDITURES - PROGRAM COMPARISON CHART 2
TO INCLUDE BOOSTER CLUB FUNDING**

KHSAA
Form 136
REV. 10/02

Teams	equipment and supplies		travel		awards		coaches' salaries (to include supplemental and extended employment)		facilities improvements		publications (if sport-specific)	
	B	E	B	E	B	E	B	E	B	E	B	E
G track	1550	1096	200	311	-0-	-0-	3216	3216	1433	1433	-0-	-0-
B track	1550	1096	200	311	-0-	-0-	3216	3216	1433	1433	-0-	-0-
G tennis	1525	1810	0	140	100	-0-	1525	1525	-0-	-0-	-0-	-0-
B tennis	1525	1810	0	140	100	-0-	1525	1525	-0-	-0-	-0-	-0-
G volleyball	2225	5727	1150	821	100	187	3508	3508	-0-	368	-0-	-0-
B wrestling												
G (list sport)												
B (football)	19356	17140	420	713	-0-	-0-	19200	19200	-0-	-0-	-0-	2409
G (list sport)												
B (list sport)												

1. Budget and expenditures on this 2002-2003 year report due by April 15, 2003, should reflect the total monies budgeted and spent for the entire year of 2001-2002 ending June 30, 2002.
2. "B" is for budgeted dollar amounts and "E" is for actual dollar expenditures.
3. Booster Club Funding/Contributions must be included in the expenditures total.

Principal's Signature:



Date:

April 7, 2003

2002-2003 KHSAA TITLE IX ATHLETICS AUDIT

KHSAA
Form T41
Rev. 9/02

Checklist - Overall Interscholastic Athletics Program

Areas of Compliance	ADVANTAGE TO (Respond based on Internal Evaluation by checking the appropriate column.)		
	GIRLS' PROGRAM	BOYS' PROGRAM	NEITHER PROGRAM
OPPORTUNITIES			
Accommodation of Interest and Abilities			✓
BENEFITS			
Equipment and Supplies			✓
Scheduling of Games and Practice Time			✓
Travel and Per Diem Allowances			✓
Coaching		✓	
Locker Rooms, Practice and Competitive Facilities			✓
Medical and Training Facilities and Services			✓
Publicity			✓
Support Services			✓
Athletic Scholarships			NA
Tutoring			✓
Housing and Dining Facilities and Services			NA
Recruitment of Student Athletes			NA

Principal's Signature:  Date: APRIL 7, 2003

School Year: 2001-2002

Signature: 

April 8, 2003

TITLE IX
CORRECTIVE ACTION PLAN
GRAYSON COUNTY HIGH SCHOOL

Item for Correction	Suggested Change	Time Table for Corrective Action	Findings/Results
Participation Opportunities	Expand Girls Volleyball to include a freshman team.	Spring 2002-Tentatively schedule Freshman games for Volleyball.	Freshman Team created and Freshman Schedule played.
	Expand Soccer program.	Summer 2002-Encourage incoming freshman to participate in the program creating the 9th grade team.	
	Boys team will go to the Varsity level.	Fall 2002- GCHS will play as a Boys Varsity Soccer Team.	Boys Varsity Soccer Team played regular season and participated in post-season tourney.
	Create a JV Girls Soccer Team.	Spring 2002-Because of interest shown on student surveys, the coach will hold meetings at the MS and HS to determine true student interest in forming a JV girls soccer squad. If interest is shown, steps will be taken to pursue the creation of a girls JV soccer squad.	Determined that there was not enough interest, could not field girls JV soccer team.

School Year: 2001-2002

Signature: 

April 8, 2003

TITLE IX
CORRECTIVE ACTION PLAN
GRAYSON COUNTY HIGH SCHOOL

Item for Correction	Suggested Change	Time Table for Corrective Action	Findings/Results
Coaching	Attempt to find an additional assistant girls basketball coach with experience.	Fall 2002-AD, Principal, and Head Coach review applications for assistant coach with previous experience.	No applicants

School Year: 2001-2002

Signature: 

April 8, 2003

TITLE IX
CORRECTIVE ACTION PLAN
GRAYSON COUNTY HIGH SCHOOL

Item for Correction	Suggested Change	Time Table for Corrective Action	Findings/Results
Facilities	Weight/Training Facility with additional locker rooms and storage.	2002-2003--Continue to meet with Board and remind them of the need for this facility. Fall 2002--Continue to discuss with KDE School Facilities ways to finance this facility and determine the best type of structure for this building.	Still pending based on District finances.

School Year: 2002-2003

Signature: 

April 8, 2003

TITLE IX
CORRECTIVE ACTION PLAN
GRAYSON COUNTY HIGH SCHOOL

Item for Correction	Suggested Change	Time Table for Corrective Action	Findings/Results
Participation Opportunities	Expand Soccer program. Add boys JV Soccer Team. Create a JV Girls Soccer Team.	Spring 2003-Interest shown on student surveys indicates enough interest to form both boys and girls JV Soccer teams. Coach will hold meetings at the MS and HS to determine true student interest in forming a JV girls & boys soccer squad. If interest is shown, steps will be taken to pursue the creation of each JV soccer squad.	

School Year: 2002-2003

Signature: 

April 8, 2003

TITLE IX
CORRECTIVE ACTION PLAN
GRAYSON COUNTY HIGH SCHOOL

Item for Correction	Suggested Change	Time Table for Corrective Action	Findings/Results
Coaching	Attempt to find an additional assistant girls basketball coach with experience.	Fall 2003-AD, Principal, and Head Coach review applications for assistant coach with previous experience.	

School Year: 2002-2003

Signature: *Carl D. Har*

April 8, 2003

TITLE IX
CORRECTIVE ACTION PLAN
GRAYSON COUNTY HIGH SCHOOL

Item for Correction	Suggested Change	Time Table for Corrective Action	Findings/Results
Facilities	Weight/Training Facility with additional locker rooms and storage.	Continue to meet with Board and remind them of the need for this facility. Continue to discuss with KDE School Facilities ways to finance this facility and determine the best type of structure for this building.	

2002-2003 INTERSCHOLASTIC ATHLETICS STUDENT SURVEY

KHSAA
Form T61
Rev. 9/02

1. Is the School District offering the interscholastic sport(s) you want to play?

434 Yes
144 No, I want to play _____
280 I am not interested in athletics

2. During the fall season, which interscholastic sport would you like to play?

103 Football
134 Girls' Volleyball
102 Boys' Volleyball
31 Boys' Cross-Country
28 Girls' Cross-Country
43 Girls' Field Hockey
40 Boys' Golf
19 Girls' Golf
33 Boys' Soccer
38 Girls' Soccer
433 I would not participate

master

3. During the winter season, which interscholastic sport would you like to play?

86 Boys' Basketball
51 Girls' Basketball
29 Boys' Swimming & Diving
73 Girls' Swimming & Diving
65 Boys' Wrestling
83 Girls' Gymnastics
66 Boys' and Girls' Indoor Track
474 I would not participate

4. During the spring season, which interscholastic sport would you like to play?

46 Boys' Track
43 Girls' Track
57 Girls' Tennis
26 Boys' Tennis
91 Girls' Slow Pitch Softball
47 Girls' Fast Pitch Softball
111 Boys' Baseball
439 I would not participate

5. Do you participate in intramural sports? If you do, which sports(s)?

126 Yes _____
796 No

6. Which intramural sports, if any, would you like to see added?

7. Do you participate in non-school sport activities? If you do, which sport(s)?

384 ~~270~~ Yes _____
623 ~~488~~ No _____

8. Are you currently participating in interscholastic athletics during any season?

243 Yes
829 No Why don't you participate in interscholastic athletics?

105 I prefer other activities such as band, chorus, etc.

216 I don't have time

93 The practice schedules and game times are inconvenient

90 The sport I like isn't offered

66 It's too expensive

56 I prefer to participate in club or intramural sports

161 Working

159 Other

9. Do you have any suggestions to encourage participation?

10. Please list OTHER SPORTS you are interested in participating in and the sports season.

Sport

Season

post-hall
cricket
skateboarding
rugby
dart's
tennis
archery
ping-pong
billiard

Optional

Name: _____

Age: _____

Male: _____ Female _____