



# Kentucky High School Athletic Association

2280 Executive Drive ° Lexington, KY 40505 ° www.khsaa.org ° (859)299-5472 (859)293-5999 (fax)

To: Superintendent, Principal, and Athletic Director

From: Brigid L. DeVries, Commissioner  
Larry Boucher, Assistant Commissioner *LB*


Date: August 13, 2003

Subject: 2002-2003 Annual Report Forms Submission

School: Greenup County High School

Enclosed please find a copy of Form T-65, The 2002-2003 Annual Report Forms Checklist. In addition, you may find an attachment with corrected copies of the forms submitted by your school personnel. Please review this information so the forms can be completed accurately in the future. Also, KHSAA Audit Staff may have requested a re-submission of some of the 2002-2003 Annual Report Forms or need additional information on your athletic programs. Please submit this information by the date requested if this is applicable. Copies and all KHSAA Title IX documents must be kept current and included in your permanent Title IX File at the school. All documents are subject to Open Records Requests.

Should you need any further information, please do not hesitate to call anytime.



## MEMORANDUM

TO: KHSAA Member School Superintendents, Principals, and Athletic Directors

FROM: Brigid L. DeVries, Commissioner  
Larry Boucher, Executive Assistant Commissioner

DATE: June 24, 2003

RE: 2003 Title IX Forms Submission

School	Greenup County High School	Reviewed by	Fran Edwards
--------	----------------------------	-------------	--------------


The following is a status report regarding the required 2002 - 2003 Title IX submission of forms due in to the KHSAA office by April 15, 2003. Appropriate audit personnel have reviewed these forms and the following is a summary of this review.

I. Checklist of Forms properly submitted in a satisfactory manner:

✓	GE 19 (Annual Verification)	✓	T-35 (Budget Expenses)
✓	T-1 (Summary Program Chart 1)	✓	T-36 (Budget Expenses)
✓	T-2 (Summary Program Chart 2)	✓	T-41 (Checklist - Overall Interscholastic Program)
✓	T-3 (Summary Program Chart 3)	✓	T-60 (Corrective Action Plan)
✓	T-4 (Summary Program Chart 4)	✓	T-63 (Interscholastic Survey Results)

II. Status

A.	✓	2002 - 2003 Forms are satisfactory and no further information or action is necessary at this time.
B.		Errors have been noted with respect to the following forms and corrected copies are being returned to you for placement in your Title IX file to ensure proper submission in the future.
C.		The following forms were omitted and must be submitted by school representatives.
D.	✓	Other Recommendation and Comments: <ul style="list-style-type: none"><li>• Please complete the Opportunities portion of Form T-41.</li></ul>



**MEMORANDUM**

To: KHSAA Member School Superintendents, Principals, and Athletic Directors

From: Brigid L. DeVries, Commissioner  
Larry Boucher, Assistant Commissioner

Date: June 24 2003

Re: 2003 Title IX Forms Submission

School	<u>GREENUP COUNTY</u>	Reviewed by	<u>FRAN EDWARDS</u>
--------	-----------------------	-------------	---------------------

The following is a status report regarding the required 2002-2003 Title IX submission of forms which were due in to the KHSAA office by April 15, 2003. Appropriate audit personnel have reviewed these forms and the following is a summary of this review.

I. Checklist of Forms properly submitted in a satisfactory manner:

<input checked="" type="checkbox"/>	GE 19 (Annual Verification)	<input checked="" type="checkbox"/>	T-35 (Budget Expenses)
<input checked="" type="checkbox"/>	T-1 (Summary Program Chart 1)	<input checked="" type="checkbox"/>	T-36 (Budget Expenses)
<input checked="" type="checkbox"/>	T-2 (Summary Program Chart 2)	<input checked="" type="checkbox"/>	T-41 (Checklist - Overall Interscholastic Program)
<input checked="" type="checkbox"/>	T-3 (Summary Program Chart 3)	<input checked="" type="checkbox"/>	T-60 (Corrective Action Plan)
<input checked="" type="checkbox"/>	T-4 (Summary Program Chart 4)	<input checked="" type="checkbox"/>	T-63 (Interscholastic Survey Results)

II. Status

A.	<input checked="" type="checkbox"/>	2002-2003 Forms are satisfactory and no further information or action is necessary at this time.
B.		Errors have been noted with respect to the following forms and corrected copies are being returned to you for placement in your Title IX file to ensure proper submission in the future.
C.		The following forms were omitted and must be submitted by school representatives.
D.		Other Recommendation and Comments: <i>Please complete the Opportunities Portion of Form T-41 Checklist - Overall Interscholastic Athletics Program</i>

APR 11 2003



**2002-2003 KENTUCKY HIGH SCHOOL ATHLETIC ASSOCIATION  
ANNUAL VERIFICATION OF TITLE IX PROCEDURES  
(To be submitted by April 15, 2003 along with other required forms)**

The Greenup County High School, Greenup, Kentucky  
(Name of High School) (City)

certifies to the Kentucky High School Athletic Association that the following is an accurate and true representation of the facts surrounding compliance with Title 20, U.S.C. Titles 1681-1688, et. Seq. (also known as Title IX)

**I certify the following provisions in accordance with records at the school contained in the permanent Title IX file, and to the best of my knowledge have completed the following tasks. (All boxes must be checked)**

- Established a gender equity committee at the high school. (list committee personnel and provide attachment if necessary)

Name	Address	Phone	Title
Randy Peffer	4011 Ohio River Rd.	(606) 473-9812	Principal
Rhonda Nunley	4011 Ohio River Rd.	(606) 473-9812	Coach
T.J. Maynard	4011 Ohio River Rd.	(606) 473-9812	Coach
Jake Leibee	4011 Ohio River Rd.	(606) 473-9812	Coach
Jim Hicks	4011 Ohio River Rd.	(606) 473-9812	Coach
Katie Bechtel	4011 Ohio River Rd.	(606) 473-9812	Coach
Gaila Brown	Rt 4 Box 247	(606) 932-2699	Coach

- Scheduled a minimum of three meetings during the 2002-2003 school year on the following dates:  
9-19-02, 1-24-03, 4-10-03

- Designated the following person(s) as the Title IX coordinator for the school/district:

<u>Michael Raby</u>	<u>DPP</u>	<u>8000 US 23 North</u>	<u>(606) 473-9848</u>
Name	Title	Address	Phone

- School personnel are continuing to make periodic reviews of the boys and girls athletics program reflected in the Corrective Action Plan.

- In addition to the above information, the above referenced school maintains a complete permanent file relative to Title IX records including copies of the self-assessment audit, all corrective action plans, and other related materials.

Randy Peffer  
Principal's Signature

March 31, 2003  
Date

Darryl Keady  
Superintendent Signature

Clinda C. Boyer  
School Board Chairpersons' Signature

(Send original copy to KHSAA - Maintain duplicate in Title IX school folder)

Committee Cont'd

Name	Address	Phone	Title
<u>Paul Miller</u>	U.S. 23	(606) 473-9266	Coach
<u>Stephen Carpenter</u>	Rt. 4 Box 247	(606) 932-2699	Coach
<u>Fred Nunley</u>	P.O. Box 35	(606) 932-4414	Coach

**2002-2003**  
**ACCOMMODATION OF INTERESTS AND ABILITIES**  
**SUMMARY PROGRAM CHART 1**

KHSAA  
 Form T1  
 Rev. 09/02

**Participation Opportunities Test One**

		(Column 1)	(Column 2)	(Column 3)	(Column 4)
	Program	Enrollment	Percentage of Total Enrollment	Number of Interscholastic Participants (double and triple count)	Percentage of Total Participation
Row 1	GIRLS	449	51.5	133	41.5
Row 2	BOYS	422	48.5	188	58.5
Row 3	Totals	871	100%	321	100%

Instructions:

\*Number of 8<sup>th</sup> grade students & below used in Column 4 calculations if applicable: \_\_\_\_\_

- 1) Determine the total number of girls enrolled, (place in Row 1, Column 1). Determine the total number of boys enrolled, (place in Row 2, Column 1).
- 2) Add the total number of girls and boys enrolled to determine total enrollment, (place in Row 3, Column 1).
- 3) Calculate the percentage of total enrollment that is female. (Divide Row 1, Column 1 by row 3, Column 1 and place in Row 1, Column 2.) Calculate the percentage of total enrollment that is male. (Divide Row 2, Column 1 by Row 3, Column 1 and place in Row 2, Column 2.) Note: Row 1, Column 2 plus Row 2, Column 2 should total 100%.
- 4) Ask the head coaches to review the most updated eligibility or squad lists for their teams. Ask coaches to confirm the names of those individuals who are on the team as of the first **date of competition**, and cross out the names of those who were cut from the team or quit the team prior to the first competitive event. Determine the total number of interscholastic athletics participants that are girls, (and place in Row 1, Column 3). In order to determine the total number of athletics participants, an individual should be counted each time he or she participates on a team. For example, if Jane Doe competes on the varsity volleyball team, the junior varsity volleyball team, the junior varsity basketball team, and the varsity softball team, she should be counted as four participants (**do not include club or intramural sports participants, cheerleaders, dance teams, or pom squads**). Calculate the same way for boys and girls. \* In addition, should 8<sup>th</sup> grade students and below play on a Freshman, Junior Varsity, or Varsity team, they should also be counted for each team and sport on which they participate. If applicable, please asterisk the above notation as to how many 8<sup>th</sup> grade students & below are included. Using the same procedure, determine the total number of interscholastic athletic participants that are boys, (and place in Row 2, Column 3). Add Row 1, Column 3 plus Row 2, Column 3 to get total participants and place in Row 3, Column 3.
- 5) Calculate the percentage of female participation. (Row 1, Column 3 divided by Row 3, Column 3 and place in Row 1, Column 4.) Calculate the percentage of male participation. (Row 2, Column 3 divided by Row 3, Column 3 and place in Row 2, Column 4.) Note: Row 1, Column 4 plus Row 2, Column 4 should total 100%.

Note: While being within three percent is not a formal compliance standard; if the percent listed in Row 1, Column 4 is within 3% of Row 1, Column 2, then it provides a good target within which compliance is likely.

Principal's Signature:  Date: 3-31-03

**2002-2003**  
**ACCOMMODATION OF INTERESTS AND ABILITIES**  
**SUMMARY PROGRAM CHART 2**

KHSAA  
 Form T2  
 Rev. 09/02

**Participation Opportunities Test Two**

			Column 1	Column 2	Column 3	Column 4	Column 5
Program			Number of Teams Currently Offered	Number of Participants	Number of Teams Added in Last Five Years	Number of Participants Added in Last Five Years	Percent of Total Participation By Sex Added in Last 5 Years
<b>GIRLS</b>	Row 1	varsity:	9	91	2	25	
	Row 2	j.v.:	2	29	0	0	
	Row 3	frosh:	1	13	1	13	
	Row 4	total:	12	133	3	38	28.6
<b>BOYS</b>	Row 5	varsity:	8	127	0	0	
	Row 6	j.v.:	4	42	0	0	
	Row 7	frosh:	2	18	0	0	
	Row 8	total:	14	188	0	0	0

- For column 1, list the number of interscholastic teams offered for the girls and boys at each competitive level (varsity, junior varsity, and freshman). For girls, total each of the entries in Rows 1, 2, and 3 into Row 4. For boys, total Rows 5, 6, and 7 into Row 8.
- For Column 2, list the number of participants at each level. For girls, total each of the entries in Rows 1, 2, and 3 into Row 4. For boys, total Rows 5, 6, and 7 into Row 8. Note: The totals in Row 4 for girls and in Row 8 for boys must be the same as the totals in Form T-1, column 3, Rows 1 and 2 respectively.
- For Column 3, list the number of interscholastic teams that have been added in the last five years at each competitive level. Count each team added during the 5 year period only one time. E.g. Girl's junior varsity soccer was added 3 years ago, count the team only once, not 3 times. For girls, total the entries in Rows 1, 2, and 3 into Row 4. For boys, total Rows 5, 6, and 7 into Row 8.
- For Column 4, list the number of participants that are currently on each level of the teams that were added in the last five years. If a team was added previously but no longer exists, there are no current participants to be added for that team. For girls, total the entries in Rows 1, 2, and 3 into Row 4. For boys, total Rows 5, 6, and 7 into Row 8.
- For Column 5, calculate the percentage of participants that have been added in the last five years. For girls, take the number in Column 4, Row 4 and divide by the number in Column 2, Row 4. For boys, take the number in Column 4, Row 8 and divide it by the number in Column 2, Row 8.

Note: If the percentage of current participants added in the last five years is 25% or greater, compliance with test two may be possible. If less than 25%, then compliance with test three should be analyzed. **CAUTION:** 25% is not a formal compliance standard.

Principal's Signature:  Date: 3-31-03

2002-2003  
**ACCOMMODATION OF INTERESTS AND ABILITIES**  
**SUMMARY PROGRAM CHART 3**

KHSAA  
 Form T3  
 Rev. 09/02

**Participation Opportunities Test Three**

For any question answered "YES" identify the respective sport(s).

	GIRLS (Yes / No)		BOYS (Yes / No)
1. For a sport not currently played at the interscholastic level (varsity, junior varsity, or freshman) in your school, is there an intramural team offered for that sport?	No		No
2. For a sport <u>not</u> currently offered in your interscholastic athletics program, is there sufficient interest to form a viable interscholastic team based on participation on an intramural team or community recreation teams?	No		No
3. For a sport <u>not</u> currently offered, is there sufficient interest to form a viable interscholastic team based on student responses for the interscholastic survey?	No		No
4. For a sport currently offered at the varsity level only, is there sufficient interest to form a viable team for a junior varsity, or freshman team that is not currently offered?	No		No
5. For a sport currently offered at the junior varsity or freshman level is there sufficient interest to form a varsity team not currently offered?	No		No
6. If you answered YES to question (1), (2), (3), (4), or (5) are there enough high schools in your geographic area offering the sport (at the appropriate level) to allow for the development of a reasonable schedule of competition?			

Principal's Signature:  Date: 3-31-03




**2002-2003**  
**ACCOMMODATION OF INTERESTS AND ABILITIES**  
**SUMMARY PROGRAM CHART 4**

KHSAA  
 Form T4  
 Rev. 09/02

**Levels of Competition Test One**

		Column 1	Column 2	Column 3
<b>Girls</b>	<b>Team Levels</b>	<b>Number of Teams Currently Offered</b>	<b>Number of Participants</b>	<b>Percentage of Participants at Each Level</b>
Row 1	varsity:	9	91	68.4
Row 2	j.v.:	2	29	21.8
Row 3	frosh:	1	13	9.8
Row 4	total:		133	100%
<b>Boys</b>				
Row 5	varsity:	8	127	67.5
Row 6	j.v.:	4	43	22.9
Row 7	frosh:	2	18	9.6
Row 8	total:		188	100%


- 1) Column 1, list the number of interscholastic teams offered for girls and boys at each competitive level; varsity, junior varsity, and freshman. (Refer to Form T-2, Accommodation of Interests and Abilities, Summary Program Chart 2, Column 1.)
- 2) For Column 2, list the number of participants at each level. For girls, total the entries in Rows 1, 2, and 3 into Row 4. For boys, total the entries in Rows 5, 6, and 7 into Row 8. (Refer to Form T-2, Accommodation of Interests and Abilities, Summary Program Chart 2, Column 2.)
- 3) For Column 3, calculate the percentage of female and male participants at each level.  
 For girls' varsity, junior varsity, and frosh, respectively:
  - Divide Column 1, Row 1 by Column 2, Row 4, and place the percentage in Column 3, Row 1.
  - Divide Column 2, Row 1 by Column 2, Row 4, and place the percentage in Column 3, Row 2.
  - Divide Column 3, Row 1 by Column 2, Row 4, and place the percentage in Column 3, Row 3.
 For boys' varsity, junior varsity and frosh respectively:
  - Divide Column 1, Row 5 by Column 2, Row 8, and place the percentage in Column 3, Row 5.
  - Divide Column 1, Row 6 by Column 2, Row 8, and place the percentage in Column 3, Row 6.
  - Divide Column 1, Row 7 by Column 2, Row 8, and place the percentage in Column 3, Row 7.

Principal's Signature:  Date: 3-31-03

**2002-2003  
BUDGETED AND ACTUAL EXPENDITURES - PROGRAM COMPARISON CHART  
TO INCLUDE BOOSTER CLUB FUNDING**

	equipment and supplies		travel		awards		coaches' salaries (to include supplemental and extended employment)		facilities improvements		publications (if sport-specific)	
	B	E	B	E	B	E	B	E	B	E	B	E
G basketball		4402.33		3128.66		924.20						
B basketball		18368.98		3201.44		507.57		2250.00			Boy\Girl	2579.04
G softball		3523.35		502.81						31.61		
B baseball		6620.16		402.82								
G cross country				12.50								
B cross country				12.50								
G golf	Girl/Boy	869.75										
B golf												
G soccer		2000.00				250.00						
B soccer		3166.90		1034.01		250.00						
G swimming												
B swimming												

- Budget and expenditures on this 2002-2003 year report due by April 15, 2003, should reflect the total monies budgeted monies budgeted and spent for the entire year of 2001-2002 ending June 30, 2002.
- "B" is for budgeted dollar amounts and "E" is for actual dollar expenditures.
- Booster Club Funding/Contributions must be included in the expenditures total.

**Principal's Signature:**  **Date:** 3-31-03

**2002-2003  
BUDGETED AND ACTUAL EXPENDITURES - PROGRAM COMPARISON CHART 2  
TO INCLUDE BOOSTER CLUB FUNDING**

Teams	equipment and supplies		travel		awards		coaches' salaries (to include supplemental and extended employment)		facilities improvements		publications (if sport-specific)	
	B	E	B	E	B	E	B	E	B	E	B	E
G track		355.00		500.00								
B track		125.00		126.83								
G tennis	Girl/Boy	1766.00		2513.75		327.62						
B tennis												
G volleyball		1971.86		367.08								
B wrestling												
G (list sport)												
B (football)		18599.15		5325.90		252.56						550.00
G (list sport)												
B (list sport)												

1. Budget and expenditures on this 2002-2003 year report due by April 15, 2003, should reflect the total monies budgeted and spent for the entire year of 2001-2002 ending June 30, 2002.
2. "B" is for budgeted dollar amounts and "E" is for actual dollar expenditures.
3. Booster Club Funding/Contributions must be included in the expenditures total.

Principal's Signature:  Date: 3-31-03

## 2002-2003 KHSAA TITLE IX ATHLETICS AUDIT


KHSAA  
Form T41  
Rev. 9/02

### Checklist - Overall Interscholastic Athletics Program

Areas of Compliance	ADVANTAGE TO (Respond based on Internal Evaluation by checking the appropriate column.)		
	GIRLS' PROGRAM	BOYS' PROGRAM	NEITHER PROGRAM
<b>OPPORTUNITIES</b>			
Accommodation of Interest and Abilities			
<b>BENEFITS</b>			
Equipment and Supplies		X	
Scheduling of Games and Practice Time			X
Travel and Per Diem Allowances		X	
Coaching			X
Locker Rooms, Practice and Competitive Facilities		X	
Medical and Training Facilities and Services			X
Publicity		X	
Support Services			X
Athletic Scholarships			X
Tutoring			X
Housing and Dining Facilities and Services			X
Recruitment of Student Athletes			X

Principal's Signature:  Date: 3-31-03

**2002-2003**  
**TITLE IX**  
**CORRECTIVE ACTION PLAN**

School Name: Greenup County High  
 School Year: 2002-2003  
 Principal's Signature:   
 Date: 3-31-03

To complete this form, indicate the intended area which needs corrective action, the suggested change and time table for implementation. You may copy this form as needed. Please attach corrective action plans along with audit forms and submit by April 15, 2002.

ITEM FOR CORRECTION	SUGGESTED CHANGE	TIME TABLE FOR CORRECTIVE ACTION
Develop and improve athletic fields and facilities	Upgrade/renovate existing track. Install lights on soccer field. Build on-campus tennis courts Install additional bleachers on the softball field. Install bleachers on the soccer field Install bleachers on the baseball field	2002-2003 2003-2004 2004-2005 2003-2004 2003-2004 2004-2005
Prime time scheduling of games	50% of home games will be prime time.	Beginning with 2003-2004 season
Equipment and Supplies	Uniform rotation policy	Beginning with 2003-2004 season
Travel and Per Diem Allowances	Written policy on meal allowances	Beginning with 2003-2004 season
Locker rooms and competitive facilities	Girls softball restrooms Lockers in Girls Basketball locker room Written policy on use of Trophy Cases	2003-2004 Summer 2003 Beginning in 2002-2003
Publicity	Written policy on publicity and media guides	Beginning with the 2003-2004 season (submitted to KHSAA)
Support Services	Written policy to promote equity in expenditures	Beginning with the 2003-2004 season (submitted to KHSAA)

• An explanation (status report) is needed for all areas identified previously as items for correction as well as all areas currently identified as items for correction. This form shall be typed.

Principal's Signature:  Date: 3-31-03

## 2002-2003 INTERSCHOLASTIC ATHLETICS SURVEY

### Summary Of Student Responses

School Name: Greenup County High  
School Enrollment: 871  
Date: 3-26-03  
Completed By: \_\_\_\_\_

#### Instructions:

1. Summarize the Student Athletics Interest Surveys Form T-61 by listing the total number of responses on the line next to each sport.
2. Under the Other Category please provide a listing of the sports as well as the number of students who are interested in participating.
3. Please sign and date the Summary Form (T-63) and mail the Summary Form only to the KHSAA by April 15, 2002. Do not mail the student surveys (Form T-61). However, these Forms should be maintained in your files in the event they are requested subsequently.

937 Number of Surveys  
901 Total Returned  
8-11 Grades Surveyed

How Was The Survey Administered? Homeroom  
(e.g. was it given in all English classes, or all Home Rooms, or Advisor/Advisee?)

#### Fall Sports (List Total Number of Participation Responses)

17 Cross Country (Girls)  
6 Cross Country (Boys)  
6 Field Hockey (Girls)  
71 Football (Boys)  
2 Golf (Girls)  
20 Golf (Boys)  
38 Soccer (Girls)  
16 Soccer (Boys)  
57 Volleyball (Girls)  
9 Volleyball (Boys)

#### Winter Sport (List Total Number of Participation Responses)

58 Basketball (Girls)  
48 Basketball (Boys)  
32 Gymnastics (Girls)  
24 Indoor Track (Girls)  
25 Indoor Track (Boys)  
27 Swimming & Diving (Girls)  
20 Swimming & Diving (Boys)  
16 Wrestling (Boys)

Spring Sport (List Total Number of Participation Responses)

<u>43</u>	Baseball (Boys)
<u>44</u>	Fast Pitch Softball (Girls)
<u>21</u>	Slow Pitch Softball (Girls)
<u>30</u>	Tennis (Girls)
<u>11</u>	Tennis (Boys)
<u>24</u>	Track (Girls)
<u>25</u>	Track (Boys)

Other Sports (From Student Survey T-61 Question 10)

Name of Sport	Number of Students Interested In Participating
<u>Weight Lifting</u>	<u>11</u>
<u>Boxing</u>	<u>5</u>
<u>Motor Cross</u>	<u>2</u>
<u>Swim Team</u>	<u>16</u>
<u>LaCrosse</u>	<u>3</u>
<u>Hockey</u>	<u>7</u>
<u>Chess</u>	<u>5</u>
<u>Rafting</u>	<u>2</u>
<u>Wrestling</u>	<u>18</u>

Number of Students who participate in Intramural Sports.  
(From Student Survey T-61 Question 5)

<u>Sport</u>	<u>Number</u>
_____	_____
_____	_____
_____	_____
_____	_____
_____	_____
_____	_____

List Intramural Sports students are interested in adding:  
(From Student Survey T-61 Question 6)

<u>Sport</u>	<u>Number</u>
<u>Powder Puff Football</u>	<u>7</u>
<u>Wrestling</u>	<u>8</u>
<u>Ice Hockey</u>	<u>2</u>
<u>Boxing</u>	<u>5</u>
<u>Roller Hockey</u>	<u>3</u>
<u>Gymnastics</u>	<u>15</u>

Participation in Non-School Sports Activities  
(From Student Survey T-61 Question 7)

<u>Sport</u>	<u>Number</u>
<u>Church Ball</u>	<u>8</u>
<u>Horse Showing</u>	<u>3</u>
<u>Bowling</u>	<u>7</u>
<u>Fishing</u>	<u>8</u>
<u>Wrestling</u>	<u>1</u>
<u>Tumbling</u>	<u>10</u>

Reasons for not participating in interscholastic athletics.  
(From Survey Question 8)

<u>Response</u>	<u>Number</u>
<u>22</u> I prefer other activities such as band, chorus, etc.	
<u>57</u> I don't have time	
<u>22</u> The practice schedules and game times are inconvenient	
<u>15</u> The sport I like isn't offered	
<u>8</u> It's too expensive	
<u>6</u> I prefer to participate in club or intramural sports	
<u>23</u> Working	
<u>31</u> Other	
<u>missed tryouts, no transportation, pregnant, too far from school, lazy</u>	

Student Suggestions to encourage participation

Everyone is a winner, so go out and play and have fun.

Try your best

---



---



---



---



---



---



---



---

  
Principal's Signature

3-31-03  
Date



Status Report 2001-2002 Report

Student interest survey

There seemed to be less interest in activities that received high numbers of responses after explaining the season. Conflicts created with other activities deterred most from wanting to participate.

Girls Basketball participated at the freshman level during the 2002-2003 season.

Prime time scheduling for games

Girls' basketball will schedule 50% of all home games for prime time.

Develop and improve athletic fields and facilities

Lights have been installed at the softball field.

Renovation of the new track will begin this summer.

We did not pursue lights on the soccer field do to the possibility of moving the field to accommodate a new track. New information has been provided that will allow us to renovate the existing track and possibly install lights on the soccer field during the school year 2003-2004.

Tennis Courts were to be in conjunction with the renovation of the track and soccer field for the 2003-2004.

Principal's Signature



Date 3-31-03

School Name: Greenup County High  
 School Year: 2002-2003  
 Principal's Signature: \_\_\_\_\_  
 Date: 3-31-03

**2002-2003  
 TITLE IX  
 CORRECTIVE ACTION PLAN**

To complete this form, indicate the intended area which needs corrective action, the suggested change and time table for implementation. You may copy this form as needed. Please attach corrective action plans along with audit forms and submit by April 15, 2002.

ITEM FOR CORRECTION	SUGGESTED CHANGE	TIME TABLE FOR CORRECTIVE ACTION
Develop and improve athletic fields and facilities	Upgrade/renovate existing track. Install lights on soccer field. Build on-campus tennis courts using existing blacktop area. Install additional bleachers on the softball field. Install bleachers on the soccer field. Install bleachers on the baseball field	2002-2003 2003-2004 2004-2005 2003-2004 2003-2004 2004-2005
Prime time scheduling of games	50% of home games will be prime time.	Beginning with 2003-2004 season
Equipment and Supplies	Uniform rotation policy	Beginning with 2003-2004 season
Travel and Per Diem Allowances	Written policy on meal allowances	Beginning with 2003-2004 season
Locker rooms and competitive facilities	Girls softball restrooms Lockers in Girls Basketball locker room Written policy on use of Trophy Cases	2003-2004 Summer 2003 Beginning in 2002-2003
Publicity	Written policy on publicity and media guides	Beginning with the 2003-2004 season (submitted to KHSAA)
Support Services	Written policy to promote equity in expenditures	Beginning with the 2003-2004 season (submitted to KHSAA)

• An explanation (status report) is needed for all areas identified previously as items for correction as well as all areas currently identified as items for correction. This form shall be typed.

Principal's Signature: *Randy Off*

Date: 3-31-03