



Kentucky High School Athletic Association

2280 Executive Drive ° Lexington, KY 40505 ° www.khsaa.org ° (859)299-5472 (859)293-5999 (fax)

To: Superintendent, Principal, and Athletic Director

From: Brigid L. DeVries, Commissioner
Larry Boucher, Assistant Commissioner *LB*


Date: June 20, 2003

Subject: 2002-2003 Annual Report Forms Submission

School: Lewis County High School

Enclosed please find a copy of Form T-65, The 2002-2003 Annual Report Forms Checklist. In addition, you may find an attachment with corrected copies of the forms submitted by your school personnel. Please review this information so the forms can be completed accurately in the future. Also, KHSAA Audit Staff may have requested a re-submission of some of the 2002-2003 Annual Report Forms or need additional information on your athletic programs. Please submit this information by the date requested if this is applicable. Copies and all KHSAA Title IX documents must be kept current and included in your permanent Title IX File at the school. All documents are subject to Open Records Requests.

Should you need any further information, please do not hesitate to call anytime.



MEMORANDUM

TO: KHSAA Member School Superintendents, Principals, and Athletic Directors

FROM: Brigid L. DeVries, Commissioner
Larry Boucher, Executive Assistant Commissioner *LB*

DATE: June 3, 2003

RE: 2003 Title IX Forms Submission

School	Lewis County High School	Reviewed by	Phyllis Catlett
--------	--------------------------	-------------	-----------------

The following is a status report regarding the required 2002 - 2003 Title IX submission of forms due in to the KHSAA office by April 15, 2003. Appropriate audit personnel have reviewed these forms and the following is a summary of this review.

I. Checklist of Forms properly submitted in a satisfactory manner:

✓	GE 19 (Annual Verification)	✓	T-35 (Budget Expenses)
✓	T-1 (Summary Program Chart 1)	✓	T-36 (Budget Expenses)
✓	T-2 (Summary Program Chart 2)	✓	T-41 (Checklist - Overall Interscholastic Program)
✓	T-3 (Summary Program Chart 3)	✓	T-60 (Corrective Action Plan)
✓	T-4 (Summary Program Chart 4)	✓	T-63 (Interscholastic Survey Results)

II. Status

A.		2002 - 2003 Forms are satisfactory and no further information or action is necessary at this time.
B.	✓	Errors have been noted with respect to the following forms and corrected copies are being returned to you for placement in your Title IX file to ensure proper submission in the future. <ul style="list-style-type: none"> • Form T-1
C.		The following forms were omitted and must be submitted by school representatives.
D.	✓	Other Recommendation and Comments. <ul style="list-style-type: none"> • The school resubmitted Forms T-35 & T-36 by fax when it was noted by the auditor the large difference in monies spent for boys'/girls' basketball. The KHSAA and/or auditor will continue to monitor the school's corrective action plan to assure that plans are in place to correct areas of concern.

2002-2003
ACCOMMODATION OF INTERESTS AND ABILITIES
SUMMARY PROGRAM CHART 1

KHSAA
 Form 17
 Rev. 9/02

Participation Opportunities Test One

		(Column 1)	(Column 2)	(Column 3)	(Column 4)
	Program	Enrollment	Percentage of Total Enrollment	Number of Interscholastic Participants (double and triple count)	Percentage of Total Participation
Row 1	GIRLS	327	49.2	121	37.0 48%
Row 2	BOYS	338	50.8	182	53.8 60%
Row 3	Totals	665	100%	303	100%

Instructions:

*Number of 8th grade students & below used in Column 4 calculations if applicable: 0


- Determine the total number of girls enrolled, (place in Row 1, Column 1). Determine the total number of boys enrolled, (place in Row 2, Column 1).
- Add the total number of girls and boys enrolled to determine total enrollment, (place in Row 3, Column 1).
- Calculate the percentage of total enrollment that is female. (Divide Row 1, Column 1 by row 3, Column 1 and place in Row 1, Column 2.) Calculate the percentage of total enrollment that is male. (Divide Row 2, Column 1 by Row 3, Column 1 and place in Row 2, Column 2.) Note: Row 1, Column 2 plus Row 2, Column 2 should total 100%.
- Ask the head coaches to review the most updated eligibility or squad lists for their teams. Ask coaches to confirm the names of those individuals who are on the team as of the first **date of competition**, and cross out the names of those who were cut from the team or quit the team prior to the first competitive event. Determine the total number of interscholastic athletics participants that are girls, (and place in Row 1, Column 3). In order to determine the total number of athletics participants, an individual should be counted each time he or she participates on a team. For example, if Jane Doe competes on the varsity volleyball team, the junior varsity volleyball team, the junior varsity basketball team, and the varsity softball team, she should be counted as four participants (**do not include club or intramural sports participants, cheerleaders, dance teams, or pom squads**). Calculate the same way for boys and girls. * In addition, should 8th grade students and below play on a Freshman, Junior Varsity, or Varsity team, they should also be counted for each team and sport on which they participate. If applicable, please asterisk the above notation as to how many 8th grade students & below are included in the totals. Using the same procedure, determine the total number of interscholastic athletic participants that are boys, (and place in Row 2, Column 3). Add Row 1, Column 3 plus Row 2, Column 3 to get total participants and place in Row 3, Column 3.
- Calculate the percentage of female participation. (Row 1, Column 3 divided by Row 3, Column 3 and place in Row 1, Column 4.) Calculate the percentage of male participation. (Row 2, Column 3 divided by Row 3, Column 3 and place in Row 2, Column 4.) Note: Row 1, Column 4 plus Row 2, Column 4 should total 100%.

Note: While being within three percent is not a formal compliance standard; if the percent listed in Row 1, Column 4 is within 3% of Row 1, Column 2, then it provides a good target within which compliance is likely.

Principal's Signature: _____

Date: _____

4-9-03



MEMORANDUM

To: KHSAA Member School Superintendents, Principals, and Athletic Directors

From: Brigid L. DeVries, Commissioner
Larry Boucher, Assistant Commissioner

Date: June 2, 2003

Re: 2003 Title IX Forms Submission

School	<u>LEWIS C. HIGH</u>	Reviewed by	<u>PHYLLIS CATLET</u>
--------	----------------------	-------------	-----------------------

The following is a status report regarding the required 2002-2003 Title IX submission of forms which were due in to the KHSAA office by April 15, 2003. Appropriate audit personnel have reviewed these forms and the following is a summary of this review.

I. Checklist of Forms properly submitted in a satisfactory manner:

<input checked="" type="checkbox"/>	GE 19 (Annual Verification)	<input checked="" type="checkbox"/>	T-35 (Budget Expenses)
<input checked="" type="checkbox"/>	T-1 (Summary Program Chart 1)	<input checked="" type="checkbox"/>	T-36 (Budget Expenses)
<input checked="" type="checkbox"/>	T-2 (Summary Program Chart 2)	<input checked="" type="checkbox"/>	T-41 (Checklist - Overall Interscholastic Program)
<input checked="" type="checkbox"/>	T-3 (Summary Program Chart 3)	<input checked="" type="checkbox"/>	T-60 (Corrective Action Plan)
<input checked="" type="checkbox"/>	T-4 (Summary Program Chart 4)	<input checked="" type="checkbox"/>	T-63 (Interscholastic Survey Results)

II. Status

A.		2002-2003 Forms are satisfactory and no further information or action is necessary at this time.
B.	<input checked="" type="checkbox"/>	Errors have been noted with respect to the following forms and corrected copies are being returned to you for placement in your Title IX file to ensure proper submission in the future. <u>Form T-1</u>
C.		The following forms were omitted and must be submitted by school representatives.
D.		Other Recommendation and Comments: <u>The school re-submitted forms T-35, T-36 by July when it was noted by the auditor the large difference in money spent on boys/girls basketball. The KHSAA and/or auditor will continue to monitor the school's corrective action plan to assure that plans are in place to correct any concern.</u>

APR 10 2003



2002-2003 KENTUCKY HIGH SCHOOL ATHLETIC ASSOCIATION ANNUAL VERIFICATION OF TITLE IX PROCEDURES (To be submitted by April 15, 2003 along with other required forms)

The Lewis County High School, Vanceburg, Kentucky
(Name of High School) (City)

certifies to the Kentucky High School Athletic Association that the following is an accurate and true representation of the facts surrounding compliance with 20 U.S.C. Sections 1681-1688, et. Seq. (also known as Title IX)

I certify the following provisions in accordance with records at the school contained in the permanent Title IX file, and to the best of my knowledge have completed the following tasks. (All boxes must be checked)

- Established a gender equity committee at the high school. (list committee personnel and provide attachment if necessary)

Name	Address	Phone	Title
Corky Prater	Vanceburg, KY	(606) 796-2823	Athletic Director
Gary Kidwell	Vanceburg, KY	(606) 796-2823	Assoc. Athletic Dir.
Jamie Weddington	Vanceburg, KY	(606) 796-2823	Asst. Principal
Robert Hall	Vanceburg, KY	(606) 796-2811	Dir. of Transportation
Michael Edington	Vanceburg, KY	(606) 796-2823	Dir. of School Food Ser.
Shawna Mustard	Vanceburg, KY	(606) 796-2823	Booster Club Rep.
Jendra Enix	Vanceburg, KY	(606) 796-2823	Principal
Tyler Clark	Vanceburg, KY	(606) 796-2823	Student
Kayla Lykins	Vanceburg, KY	(606) 796-2823	Student

- Scheduled a minimum of three meetings during the 2002-2003 school year on the following dates:
October 15, 2003
March 13, 2002
April 09, 2003

- Designated the following person(s) as the Title IX coordinator for the school/district:

Gary Kidwell	Assoc. Athletic Director	Vanceburg, KY	(606) 796-2823
Name	Title	Address	Phone

- School personnel are continuing to make periodic reviews of the boys and girls athletics program reflected in the Corrective Action Plan. YES

- In addition to the above information, the above referenced school maintains a complete permanent file relative to Title IX records including copies of the self-assessment audit, all corrective action plans, and other related materials. YES

Principal's Signature

Superintendent Signature

April 09, 20 03
Date

School Board Chairpersons' Signature

(Send original copy to KHSAA - Maintain duplicate in Title IX school folder)

2002-2003
ACCOMMODATION OF INTERESTS AND ABILITIES
SUMMARY PROGRAM CHART 2


KHSAA
 Form T2
 Rev. 9/02

Participation Opportunities Test Two

			Column 1	Column 2	Column 3	Column 4	Column 5
Program			Number of Teams Currently Offered	Number of Participants	Number of Teams Added in Last Five Years	Number of Participants Added in Last Five Years	Percent of Total Participation By Sex Added in Last 5 Years
GIRLS	Row 1	varsity:	6	84	2	31	
	Row 2	j.v.:	3	37	1	13	
	Row 3	frosh:	0	0	0	0	
	Row 4	total:	9	121	3	44	36.4
BOYS	Row 5	varsity:	6	114	0	0	
	Row 6	j.v.:	3	49	0	0	
	Row 7	frosh:	2	19	0	0	
	Row 8	total:	11	182	0	0	0

- 1) For Column 1, list the number of interscholastic teams offered for girls and boys at each competitive level (varsity, junior varsity, and freshman). For girls, total each of the entries in Rows 1, 2, and 3 into Row 4. For boys, total Rows 5, 6, and 7 into Row 8.
- 2) For Column 2, list the number of participants at each level. For girls, total each of the entries in Rows 1, 2, and 3 into Row 4. For boys, total Rows 5, 6, and 7 into Row 8. Note: The totals in Row 4 for girls and in Row 8 for boys must be the same as the totals in Form T-1, Column 3, Rows 1 and 2 respectively.
- 3) For Column 3, list the number of interscholastic teams that have been added in the last five years at each competitive level. Count each team added during the 5 year period only one time. e.g. Girl's junior varsity soccer was added 3 years ago, count the team only once, not 3 times. For girls, total the entries in Rows 1, 2, and 3 into Row 4. For boys, total Rows 5, 6, and 7 into Row 8.
- 4) For Column 4, list the number of participants that are currently on each level of the teams that were added in the last five years. If a team was added previously but no longer exists, there are no current participants to be added for that team. For girls, total the entries in Rows 1, 2, and 3 into Row 4. For boys, total Rows 5, 6, and 7 into Row 8.
- 5) For Column 5, calculate the percentage of participants that have been added in the last five years. For girls, take the number in Column 4, Row 4 and divide by the number in Column 2, Row 4. For boys, take the number in Column 4, Row 8 and divide it by the number in Column 2, Row 8.

Note: If the percentage of current participants added in the last five years is 25% or greater, compliance with test two may be possible. If less than 25%, then compliance with test three should be analyzed. **CAUTION:** 25% is not a formal compliance standard.


Principal's Signature:  Date: April 09, 2003

2002-2003
ACCOMMODATION OF INTERESTS AND ABILITIES
SUMMARY PROGRAM CHART 3

Participation Opportunities Test Three

For any question answered "YES" identify the respective sport(s).

	GIRLS (Yes / No)		BOYS (Yes / No)
1. For a sport not currently played at the interscholastic level (varsity, junior varsity, or freshman) in your school, is there an intramural team offered for that sport?	NO		NO
2. For a sport <u>not</u> currently offered in your interscholastic athletics program, is there sufficient interest to form a viable interscholastic team based on participation on an intramural team or community recreation teams?	NO		NO
3. For a sport <u>not</u> currently offered, is there sufficient interest to form a viable interscholastic team based on student responses from the interscholastic survey?	NO		NO
4. For a sport currently offered at the varsity level only, is there sufficient interest to form a viable team for a junior varsity, or freshman team that is not currently offered?	NO		NO
5. For a sport currently offered at the junior varsity or freshman level is there sufficient interest to form a varsity team not currently offered?	NO		NO
6. If you answered YES to question (1), (2), (3), (4), or (5), are there enough high schools in your geographic area offering the sport (at the appropriate level) to allow for the development of a reasonable schedule of competition?	N/A		N/A

Principal's Signature:  Date: April 09, 2003

2002-2003
ACCOMODATION OF INTERESTS AND ABILITIES+
SUMMARY PROGRAM CHART 4

Levels of Competition Test One

		Column 1	Column 2	Column 3
Girls	Team Levels	Number of Teams Currently Offered	Number of Participants	Percentage of Participants at Each Level
Row 1	varsity:	6	84	69.4
Row 2	j.v.:	3	37	30.6
Row 3	frosh:	0	0	0
Row 4	total:	9	121	100%
Boys				
Row 5	varsity:	6	114	62.7
Row 6	j.v.:	3	49	26.9
Row 7	frosh:	2	19	10.4
Row 8	total:	11	182	100%

- 1) Column 1, list the number of interscholastic teams offered for girls and boys at each competitive level; varsity, junior varsity, and freshman. (Refer to Form T-2, Accommodation of Interests and Abilities, Summary Program Chart 2, Column 1.)
- 2) For Column 2, list the number of participants at each level. For girls, total the entries in Rows 1, 2, and 3 into Row 4. For boys, total the entries in Rows 5, 6, and 7 into Row 8. (Refer to Form T-2, Accommodation of Interests and Abilities, Summary Program Chart 2, Column 2.)
- 3) For Column 3, calculate the percentage of female and male participants at each level.
For girls' varsity, junior varsity, and frosh, respectively:
 - Divide Column 2, Row 1 by Column 2, Row 4, and place the percentage in Column 3, Row 1.
 - Divide Column 2, Row 2 by Column 2, Row 4, and place the percentage in Column 3, Row 2.
 - Divide Column 2, Row 3 by Column 2, Row 4, and place the percentage in Column 3, Row 3.
 -
 For boys' varsity, junior varsity, and frosh, respectively:
 - Divide Column 2, Row 5 by Column 2, Row 8, and place the percentage in Column 3, Row 5.
 - Divide Column 2, Row 6 by Column 2, Row 8, and place the percentage in Column 3, Row 6.
 - Divide Column 2, Row 7 by Column 2, Row 8, and place the percentage in Column 3, Row 7.

Principal's Signature: _____

Date: April 09, 2003

2002-2003
BUDGETED AND ACTUAL EXPENDITURES - PROGRAM COMPARISON CHART
TO INCLUDE BOOSTER CLUB FUNDING

	equipment and supplies		travel		awards		coaches' salaries (to include supplemental and extended employment)		facilities improvements		publications (if sport-specific)	
	B	E	B	E	B	E	B	E	B	E	B	E
B basketball	10,600	9,944	700	659	450	450	7,000	7,000	8,000	8,000	750	750
B basketball	24,000	24,423	0	0	825	825	8,850	8,850	0	0	750	750
B softball	5,680	4,592	500	344	300	300	4,121	4,121	4,000	4,000	0	0
B baseball	6,420	6,477	0	0	500	500	4,089	4,089	0	0	0	0
B cross country	0	0	0	0	0	0	0	0	0	0	0	0
B cross country	0	0	0	0	0	0	0	0	0	0	0	0
B golf	500	237	200	200	100	100	918	918	0	0	100	100
B golf	500	421	200	200	100	100	900	900	0	0	100	100
B soccer	0	0	0	0	0	0	0	0	0	0	0	0
B soccer	0	0	0	0	0	0	0	0	0	0	0	0
B swimming	0	0	0	0	0	0	0	0	0	0	0	0
B swimming	0	0	0	0	0	0	0	0	0	0	0	0

1. Budget and expenditures on this 2002-2003 year report due by April 15, 2003, should reflect the total monies budgeted and spent for the entire year of 2001-2002 ending June 30, 2002.
2. "B" is for budgeted dollar amounts and "E" is for actual dollar expenditures.
3. Booster Club Funding/Contributions must be included in the expenditures total.

Principal's Signature:  Date: April 09, 2003

**2002-2003
BUDGETED AND ACTUAL EXPENDITURES - PROGRAM COMPARISON CHART 2
TO INCLUDE BOOSTER CLUB FUNDING**

Teams	equipment and supplies		travel		awards		coaches' salaries (to include supplemental and extended employment)		facilities improvements		publications (if sport-specific)	
	B	E	B	E	B	E	B	E	B	E	B	E
track	575	714	250	236	250	250	1,075	1,075	4,000	4,000	0	0
track	575	714	250	236	250	250	1,075	1,075	4,000	4,000	0	0
tennis	557	525	208	208	100	100	481	481	0	0	0	0
tennis	557	525	208	208	100	100	481	481	0	0	0	0
volleyball	2,385	1,991	0	0	350	350	2,846	2,846	0	0	450	450
wrestling	0	0	0	0	0	0	0	0	0	0	0	0
(list sport)	0	0	0	0	0	0	0	0	0	0	0	0
(football)	14,878	15,845	0	0	600	582	12,508	12,508	350,000	350,000	750	750
(list sport)	0	0	0	0	0	0	0	0	0	0	0	0
(list sport)	0	0	0	0	0	0	0	0	0	0	0	0

Budget and expenditures on this 2002-2003 year report due by April 15, 2003, should reflect the total monies budgeted and spent for the entire year of 001-2002 ending June 30, 2002.

"B" is for budgeted dollar amounts and "E" is for actual dollar expenditures.
Booster Club Funding/Contributions must be included in the expenditures total.

Principal's Signature:  Date: April 09, 2003


2002-2003 KHSAA TITLE IX ATHLETICS AUDIT

KHSAA
Form T41
Rev. 9/02

Checklist - Overall Interscholastic Athletics Program

Areas of Compliance	ADVANTAGE TO (Respond based on Internal Evaluation by checking the appropriate column.)		
	GIRLS' PROGRAM	BOYS' PROGRAM	NEITHER PROGRAM
OPPORTUNITIES			
Accommodation of Interest and Abilities			
BENEFITS			
Equipment and Supplies			X
Scheduling of Games and Practice Time			X
Travel and Per Diem Allowances			X
Coaching			X
Locker Rooms, Practice and Competitive Facilities	X		
Medical and Training Facilities and Services			X
Publicity			X
Support Services			X
Athletic Scholarships			X
Tutoring			X
Housing and Dining Facilities and Services			X
Recruitment of Student Athletes			X

Principal's Signature: _____



Date: April 09, 2003



2002-2003 INTERSCHOLASTIC ATHLETICS SURVEY
Summary of Student Responses

School Name: Lewis County
School Enrollment: 665
Date: March 04, 2003
Completed By: Jamie Weddington

Instructions:

1. Summarize the Student Athletics Interest Surveys Form T-61 by listing the total number of responses on the line next to each sport.
2. Under the Other Category please provide a listing of the sports as well as the number of students who are interested in participating.
3. Please sign and date the Summary Form (T-63) and mail the Summary Form only to the KHSAA by April 15, 2003. Do not mail the student surveys (Form T-61). However, these Forms should be maintained in your files in the event they are requested subsequently.

510 Number of Surveys
397 Total Returned *78%*
9-11 Grades Surveyed

How Was The Survey Administered? Each student given form in homeroom
(e.g. was it given in all English classes, or all home rooms, or advisee/advisor?)

Fall Sports (List Total Number of Participation Responses)

23 Cross Country (Girls)
14 Cross Country (Boys)
15 Field Hockey (Girls)
117 Football (Boys)
33 Golf (Girls)
21 Golf (Boys)
106 Soccer (Girls)
45 Soccer (Boys)
112 Volleyball (Girls)
30 Volleyball (Boys)

Winter Sport (List Total Number of Participation Responses)

59 Basketball (Girls)
75 Basketball (Boys)
70 Gymnastics (Girls)
19 Indoor Track (Girls)
17 Indoor Track (Boys)
86 Swimming & Diving (Girls)
38 Swimming & Diving (Boys)
85 Wrestling (Boys)

Spring Sport (List Total Number of Participation Responses)

<u>85</u>	Baseball (Boys)
<u>43</u>	Fast Pitch Softball (Girls)
<u>42</u>	Slow Pitch Softball (Girls)
<u>68</u>	Tennis (Girls)
<u>40</u>	Tennis (Boys)
<u>47</u>	Track (Girls)
<u>39</u>	Track (Boys)

Other Sports (From Student Survey T-61 Question 10)

Name of Sport	Number of Students Interested In Participating
<u>None Listed</u>	_____
_____	_____
_____	_____
_____	_____
_____	_____
_____	_____
_____	_____

Number of Students who participate in Intramural Sports.
(From Student Survey T-61 Question 5)

<u>Sport</u>	<u>Number</u>
<u>Basketball (boys)</u>	<u>35</u>
<u>Basketball (girls)</u>	<u>17</u>
_____	_____
_____	_____
_____	_____

List Intramural Sports students are interested in adding:
(From Student Survey T-61 Question 6)

<u>Sport</u>	<u>Number</u>
<u>Boxing</u>	<u>10</u>
<u>Girls Soccer</u>	<u>14</u>
_____	_____
_____	_____
_____	_____

Participation in Non-School Sports Activities
 (From Student Survey T-61 Question 7)


<u>Sport</u>	<u>Number</u>
<u>Band</u>	<u>22</u>
<u>Academics</u>	<u>15</u>
<u>Intramurals</u>	<u>52</u>
<u>KUNA</u>	<u>18</u>

Reasons for not participating in interscholastic athletics.
 (From Survey Question 8)

<u>Response</u>	<u>Number</u>
<u>30</u> I prefer other activities such as band, chorus, etc.	
<u>99</u> I don't have time	
<u>19</u> The practice schedules and game times are inconvenient	
<u>49</u> The sport I like isn't offered	
<u>9</u> It's too expensive	
<u>5</u> I prefer to participate in club or intramural sports	
<u>45</u> Working	
<u>52</u> Other	

Student Suggestions to encourage participation

- Lower Equipment Prices
- Add A Sport They Like
-
-
-


 Principal's Signature

April 09, 2003
 Date

Lions Lane, PO Box 99
Vanceburg, KY 41179
Phone 606 796-2823
Fax 606 796-3066



Fax

To: *Phyllis Catlett* **From:** *J Weddington*

Fax: *606-293-5999* **Pages:** *6*

Phone: **Date:**

Re: **CC:**

- Urgent For Review Please Comment Please Reply Please Recycle

• **Comments:**

*Call if you have any questions.
Thank you for your patience*

*Reviewed June 2, 2003
Jone*

CONFIDENTIALITY NOTICE

The information contained in this facsimile transmitted belongs to Lewis County High School and may include information that is confidential, privileged, and exempt from disclosure under applicable law. It is intended only for the use of the individual or entity named above. If you are not the intended recipient of this information, you are hereby notified that any disclosure, copying, distribution, or taking of any action in reliance on this information is strictly prohibited. If you have received this transmittal in error, please notify us by telephone at (606) 796-2823.

2002-2003
ACCOMMODATION OF INTERESTS AND ABILITIES
SUMMARY PROGRAM CHART 1

KHSAA
Form T1
Rev. 9/02

Participation Opportunities Test One

		(Column 1)	(Column 2)	(Column 3)	(Column 4)
	Program	Enrollment	Percentage of Total Enrollment	Number of Interscholastic Participants (double and triple count)	Percentage of Total Participation
Row 1	GIRLS	327	49.2	121	37.0
Row 2	BOYS	338	50.8	182	53.8
Row 3	Totals	665	100%	303	100%

Instructions:

*Number of 8th grade students & below used in Column 4 calculations if applicable: 0

- 1) Determine the total number of girls enrolled, (place in Row 1, Column 1). Determine the total number of boys enrolled, (place in Row 2, Column 1).
- 2) Add the total number of girls and boys enrolled to determine total enrollment, (place in Row 3, Column 1).
- 3) Calculate the percentage of total enrollment that is female. (Divide Row 1, Column 1 by row 3, Column 1 and place in Row 1, Column 2.) Calculate the percentage of total enrollment that is male. (Divide Row 2, Column 1 by Row 3, Column 1 and place in Row 2, Column 2.) Note: Row 1, Column 2 plus Row 2, Column 2 should total 100%.
- 4) Ask the head coaches to review the most updated eligibility or squad lists for their teams. Ask coaches to confirm the names of those individuals who are on the team as of the first **date of competition**, and cross out the names of those who were cut from the team or quit the team prior to the first competitive event. Determine the total number of interscholastic athletics participants that are girls, (and place in Row 1, Column 3). In order to determine the total number of athletics participants, an individual should be counted each time he or she participates on a team. For example, if Jane Doe competes on the varsity volleyball team, the junior varsity volleyball team, the junior varsity basketball team, and the varsity softball team, she should be counted as four participants (**do not include club or intramural sports participants, cheerleaders, dance teams, or pom squads**). Calculate the same way for boys and girls. * In addition, should 8th grade students and below play on a Freshman, Junior Varsity, or Varsity team, they should also be counted for each team and sport on which they participate. If applicable, please asterisk the above notation as to how many 8th grade students & below are included in the totals. Using the same procedure, determine the total number of interscholastic athletic participants that are boys, (and place in Row 2, Column 3). Add Row 1, Column 3 plus Row 2, Column 3 to get total participants and place in Row 3, Column 3.
- 5) Calculate the percentage of female participation. (Row 1, Column 3 divided by Row 3, Column 3 and place in Row 1, Column 4.) Calculate the percentage of male participation. (Row 2, Column 3 divided by Row 3, Column 3 and place in Row 2, Column 4.) Note: Row 1, Column 4 plus Row 2, Column 4 should total 100%.

Note: While being within three percent is not a formal compliance standard; if the percent listed in Row 1, Column 4 is within 3% of Row 1, Column 2, then it provides a good target within which compliance is likely.

Principal's Signature: _____

Date: 4-9-03

**2002-2003
BUDGETED AND ACTUAL EXPENDITURES - PROGRAM COMPARISON CHART
TO INCLUDE BOOSTER CLUB FUNDING**


	equipment and supplies		travel		awards		coaches' salaries (to include supplemental and extended employment)		facilities improvements		publications (if sport-specific)	
	B	E	B	E	B	E	B	E	B	E	B	E
G basketball	6,000	4,827	700	673	450	450	7,000	7,000	8,000	8,000	750	750
B basketball	8,000	8,153	0	0	825	825	8,850	8,850	0	0	750	750
G softball	2,500	1,865	0	60	300	300	4,121	4,121	4,000	4,000	0	0
B baseball	3,000	2,385	0	55	500	500	4,089	4,089	0	0	0	0
G cross country	0	0	0	0	0	0	0	0	0	0	0	0
B cross country	0	0	0	0	0	0	0	0	0	0	0	0
G golf	300	30	200	283	100	100	918	918	0	0	100	100
B golf	300	110	200	344	100	100	900	900	0	0	100	100
G soccer	0	0	0	0	0	0	0	0	0	0	0	0
B soccer	0	0	0	0	0	0	0	0	0	0	0	0
G swimming	0	0	0	0	0	0	0	0	0	0	0	0
B swimming	0	0	0	0	0	0	0	0	0	0	0	0

1. Budget and expenditures on this 2002-2003 year report due by April 15, 2003, should reflect the total monies budgeted and spent for the entire year of 2001-2002 ending June 30, 2002.

2. "B" is for budgeted dollar amounts and "E" is for actual dollar expenditures.

3. Booster Club Funding/Contributions must be included in the expenditures total.

Principal's Signature: _____




Date: 4-9-03

Approved - June 12/03

**2002-2003
BUDGETED AND ACTUAL EXPENDITURES - PROGRAM COMPARISON CHART 2
TO INCLUDE BOOSTER CLUB FUNDING**

Teams	equipment and supplies		travel		awards		coaches' salaries (to include supplemental and extended employment)		facilities improvements		publications (if sport-specific)	
	B	E	B	E	B	E	B	E	B	E	B	E
G track	500	240	250	300	250	250	1,075	1,075	4,000	4,000	0	0
B track	500	240	250	300	250	250	1,075	1,075	4,000	4,000	0	0
G tennis	500	0	200	180	100	100	481	481	0	0	0	0
B tennis	500	0	200	180	100	100	481	481	0	0	0	0
G volleyball	1,000	251	0	0	350	350	2,846	2,846	0	0	450	450
B wrestling	0	0	0	0	0	0	0	0	0	0	0	0
G (list sport)	0	0	0	0	0	0	0	0	0	0	0	0
B (football)	15,000	11,231	0	70	600	582	12,508	12,508	350,000	350,000	750	750
G (list sport)	0	0	0	0	0	0	0	0	0	0	0	0
B (list sport)	0	0	0	0	0	0	0	0	0	0	0	0

1. Budget and expenditures on this 2002-2003 year report due by April 15, 2003, should reflect the total monies budgeted and spent for the entire year of 2001-2002 ending June 30, 2002.
2. "B" is for budgeted dollar amounts and "E" is for actual dollar expenditures.
3. Booster Club Funding/Contributions must be included in the expenditures total.

Principal's Signature:  Date: 4-9-03

To Whom It May Concern:

Re: Difference in spending on boys and girls basketball

The Lewis County High School boy's basketball team spent \$8,153 for the 2002-2003 school year on equipment and supplies. The girl's basketball team spent \$4,827 for the 2002-2003 school year on equipment and supplies. Both teams purchased warm-ups, shoes, practice gear, and tec shirts. The difference in spending is largely due to the boys replacing their travel suits that were five years old. The girls purchased new travel suits during the 2001-2002 school year. The boy's travel suits cost \$2250.

Judith Ewing, Principal

**2002-2003
TITLE IX
CORRECTIVE ACTION PLAN**


School Name: Lewis Co. High

School Year: 2002-2003

Principal's Signature: 

Date: 4-9-03

To complete this form, indicate the intended area which needs corrective action, the suggested change and time table for implementation. You may copy this form as needed. Please attach corrective action plans along with audit forms and submit by April 15, 2003.

ITEM FOR CORRECTION	SUGGESTED CHANGE	TIME TABLE FOR CORRECTIVE ACTION
Press box girls softball field	Build over concession stand	Coach requested that money be spent to improve fence. Building will be completed 03-04 school year. 
Girls locker room	Improve facilities	Completed 9-02
Softball field improvements	Add brick dust	'04 Season
Schedule for weightlifting	Times for girls & boys to workout	Completed 9-01
Softball field improvements	Add fence cover for safety	Completed 9-02

* An explanation (status report) is needed for all areas identified previously as items for correction as well as all areas currently identified as items for correction. This form shall be typed.

Principal's Signature: 

Date: 4-9-03