



# Kentucky High School Athletic Association

2280 Executive Drive ° Lexington, KY 40505 ° www.khsaa.org ° (859)299-5472 (859)293-5999 (fax)

To: Superintendent, Principal, and Athletic Director

From: Brigid L. DeVries, Commissioner  
Larry Boucher, Assistant Commissioner *LB*


Date: August 25, 2003

Subject: 2002-2003 Annual Report Forms Submission

School: Livingston Central High School

Enclosed please find a copy of Form T-65, The 2002-2003 Annual Report Forms Checklist. In addition, you may find an attachment with corrected copies of the forms submitted by your school personnel. Please review this information so the forms can be completed accurately in the future. Also, KHSAA Audit Staff may have requested a re-submission of some of the 2002-2003 Annual Report Forms or need additional information on your athletic programs. Please submit this information by the date requested if this is applicable. Copies and all KHSAA Title IX documents must be kept current and included in your permanent Title IX File at the school. All documents are subject to Open Records Requests.

Should you need any further information, please do not hesitate to call anytime.



**MEMORANDUM**

TO: KHSAA Member School Superintendents, Principals, and Athletic Directors

FROM: Brigid L. DeVries, Commissioner  
Larry Boucher, Executive Assistant Commissioner

DATE: July 8, 2003

RE: 2003 Title IX Forms Submission

School	Livingston Central High School	Reviewed by	Gary Lawson
--------	--------------------------------	-------------	-------------

The following is a status report regarding the required 2002 - 2003 Title IX submission of forms due in to the KHSAA office by April 15, 2003. Appropriate audit personnel have reviewed these forms and the following is a summary of this review.

I. Checklist of Forms properly submitted in a satisfactory manner:

✓	GE 19 (Annual Verification)	✓	T-35 (Budget Expenses)
✓	T-1 (Summary Program Chart 1)	✓	T-36 (Budget Expenses)
✓	T-2 (Summary Program Chart 2)	✓	T-41 (Checklist - Overall Interscholastic Program)
✓	T-3 (Summary Program Chart 3)	✓	T-60 (Corrective Action Plan)
✓	T-4 (Summary Program Chart 4)	✓	T-63 (Interscholastic Survey Results)

II. Status

A.	✓	2002 - 2003 Forms are satisfactory and no further information or action is necessary at this time.
B.		Errors have been noted with respect to the following forms and corrected copies are being returned to you for placement in your Title IX file to ensure proper submission in the future.
C.		The following forms were omitted and must be submitted by school representatives.
D.	✓	Other Recommendation and Comments: <ul style="list-style-type: none"> <li>• All calculations are correct and the report appears to be in satisfactory order.</li> <li>• It is recommended that the school have student representation on the Gender Equity Review Committee, and that those students be active members of the Committee.</li> </ul>



**MEMORANDUM**

To: KHSAA Member School Superintendents, Principals, and Athletic Directors

From: Brigid L. DeVries, Commissioner  
Larry Boucher, Assistant Commissioner

Date: July 8, 2003

Re: 2003 Title IX Forms Submission

School	Livingston Central	Reviewed by	GARY W. LAWSON
--------	--------------------	-------------	----------------


The following is a status report regarding the required 2002-2003 Title IX submission of forms which were due in to the KHSAA office by April 15, 2003. Appropriate audit personnel have reviewed these forms and the following is a summary of this review.

I. Checklist of Forms properly submitted in a satisfactory manner:

✓	GE 19 (Annual Verification)	✓	T-35 (Budget Expenses)
✓	T-1 (Summary Program Chart 1)	✓	T-36 (Budget Expenses)
✓	T-2 (Summary Program Chart 2)	✓	T-41 (Checklist - Overall Interscholastic Program)
✓	T-3 (Summary Program Chart 3)	✓	T-60 (Corrective Action Plan)
✓	T-4 (Summary Program Chart 4)	✓	T-63 (Interscholastic Survey Results)

II. Status

A.	✓	2002-2003 Forms are satisfactory and no further information or action is necessary at this time.
B.		Errors have been noted with respect to the following forms and corrected copies are being returned to you for placement in your Title IX file to ensure proper submission in the future.
C.		The following forms were omitted and must be submitted by school representatives.
D.		Other Recommendation and Comments: All calculations are correct and report data appears to be satisfactory at this time. It is suggested that the school have student representation on the Gender Equity Committee.



**MEMORANDUM**

To: KHSAA Member School Superintendents, Principals, and Athletic Directors

From: Brigid L. DeVries, Commissioner  
Larry Boucher, Assistant Commissioner

Date: July 8, 2003

Re: 2003 Title IX Forms Submission

School	Livingston Central	Reviewed by	GARY W. LAWSON
--------	--------------------	-------------	----------------

The following is a status report regarding the required 2002-2003 Title IX submission of forms which were due in to the KHSAA office by April 15, 2003. Appropriate audit personnel have reviewed these forms and the following is a summary of this review.

I. Checklist of Forms properly submitted in a satisfactory manner:

✓	GE 19 (Annual Verification)	✓	T-35 (Budget Expenses)
✓	T-1 (Summary Program Chart 1)	✓	T-36 (Budget Expenses)
✓	T-2 (Summary Program Chart 2)	✓	T-41 (Checklist - Overall Interscholastic Program)
✓	T-3 (Summary Program Chart 3)	✓	T-60 (Corrective Action Plan)
✓	T-4 (Summary Program Chart 4)	✓	T-63 (Interscholastic Survey Results)

II. Status

A.	✓	2002-2003 Forms are satisfactory and no further information or action is necessary at this time.
B.		Errors have been noted with respect to the following forms and corrected copies are being returned to you for placement in your Title IX file to ensure proper submission in the future.
C.		The following forms were omitted and must be submitted by school representatives.
D.		Other Recommendation and Comments: <i>All calculations are correct and report data appears to be satisfactory at this time. It is suggested that the school have student representation on the Gender Equity Committee.</i>



**2002-2003 KENTUCKY HIGH SCHOOL ATHLETIC ASSOCIATION  
ANNUAL VERIFICATION OF TITLE IX PROCEDURES**  
(To be submitted by April 15, 2003 along with other required forms)

APR 14 2003

The Livingston Central High School, Smithland, Kentucky  
(Name of High School) (City)

certifies to the Kentucky High School Athletic Association that the following is an accurate and true representation of the facts surrounding compliance with 20 U.S.C. Sections 1681-1688, et. Seq. (also known as Title IX)

**I certify the following provisions in accordance with records at the school contained in the permanent Title IX file, and to the best of my knowledge have completed the following tasks. (All boxes must be checked)**

- Established a gender equity committee at the high school. (list committee personnel and provide attachment if necessary)

Name	Address	Phone	Title
Mike Riley	108 Oak Lawn St. Salem Ky 42078	270-988-3972	Principal
Darryl Chittenden	108 Montevista Dr. Salem Ky 42078	270-988-2884	Asst. Principal/AD
Mike Johnson	271 Friedman Ave Paducah Ky 42001	270-575-9744	Athletic Director
Mitzi Joiner	944 US Hwy 60 Smithland Ky 42081	270-928-4665	Secretary
Jennifer Marshall	714 Marshall Dr. Grand Rivers Ky 42045	270-362-8109	Teacher
Brent Buchanan	718 Willow Pond Dr. Grand Rivers Ky 42045	270-928-3104	Teacher/Coach
Kris Simmons	PO Box 15 Smithland Ky 42081	270-928-3892	Teacher/Coach
Scott Gray	1272 Coon Chapel Rd Smithland, Ky 42081	270-928-	Guidance Counselor/Coach
Teresa Lang	784 Berger Rd. Paducah, KY 42081	270-444-6797	Teacher

- Scheduled a minimum of three meetings during the 2002-2003 school year on the following dates:  
Nov. 19, 2002  
Feb. 13, 2003  
April 16, 2003

- Designated the following person(s) as the Title IX coordinator for the school/district:

Darryl Chittenden - Athletic Director 108 Montevista Dr. Salem, Ky.  
Name Title Address Phone 42078  
270-988-2884

- School personnel are continuing to make periodic reviews of the boys and girls athletics program reflected in the Corrective Action Plan.

- In addition to the above information, the above referenced school maintains a complete permanent file relative to Title IX records including copies of the self-assessment audit, all corrective action plans, and other related materials.

Michael E. Riley  
Principal's Signature  
Harry Joy  
Superintendent Signature

April 09 20 03  
Date  
Anthony Lasher  
School Board Chairpersons' Signature

*(Send original copy to KHSAA - Maintain duplicate in Title IX school folder)*

2002-2003  
ACCOMMODATION OF INTERESTS AND ABILITIES  
SUMMARY PROGRAM CHART 1

KHSAA  
 Form T1  
 Rev. 9/02

**Participation Opportunities Test One**

		(Column 1)	(Column 2)	(Column 3)	(Column 4)
	Program	Enrollment	Percentage of Total Enrollment	Number of Interscholastic Participants (double and triple count)	Percentage of Total Participation
Row 1	GIRLS	196	51%	54	34%
Row 2	BOYS	188	49%	106	66%
Row 3	Totals	384	100%	160	100%

Instructions:

\*Number of 8<sup>th</sup> grade students & below used in Column 4 calculations if applicable: Male - 11 Female - 11

Total - 22

- Determine the total number of girls enrolled, (place in Row 1, Column 1). Determine the total number of boys enrolled, (place in Row 2, Column 1).
- Add the total number of girls and boys enrolled to determine total enrollment, (place in Row 3, Column 1).
- Calculate the percentage of total enrollment that is female. (Divide Row 1, Column 1 by row 3, Column 1 and place in Row 1, Column 2.) Calculate the percentage of total enrollment that is male. (Divide Row 2, Column 1 by Row 3, Column 1 and place in Row 2, Column 2.) Note: Row 1, Column 2 plus Row 2, Column 2 should total 100%.
- Ask the head coaches to review the most updated eligibility or squad lists for their teams. Ask coaches to confirm the names of those individuals who are on the team as of the first **date of competition**, and cross out the names of those who were cut from the team or quit the team prior to the first competitive event. Determine the total number of interscholastic athletics participants that are girls, (and place in Row 1, Column 3). In order to determine the total number of athletics participants, an individual should be counted each time he or she participates on a team. For example, if Jane Doe competes on the varsity volleyball team, the junior varsity volleyball team, the junior varsity basketball team, and the varsity softball team, she should be counted as four participants (**do not include club or intramural sports participants, cheerleaders, dance teams, or pom squads**). Calculate the same way for boys and girls. \* In addition, should 8<sup>th</sup> grade students and below play on a Freshman, Junior Varsity, or Varsity team, they should also be counted for each team and sport on which they participate. If applicable, please asterisk the above notation as to how many 8<sup>th</sup> grade students & below are included in the totals. Using the same procedure, determine the total number of interscholastic athletic participants that are boys, (and place in Row 2, Column 3). Add Row 1, Column 3 plus Row 2, Column 3 to get total participants and place in Row 3, Column 3.
- Calculate the percentage of female participation. (Row 1, Column 3 divided by Row 3, Column 3 and place in Row 1, Column 4.) Calculate the percentage of male participation. (Row 2, Column 3 divided by Row 3, Column 3 and place in Row 2, Column 4.) Note: Row 1, Column 4 plus Row 2, Column 4 should total 100%.

Note: While being within three percent is not a formal compliance standard; if the percent listed in Row 1, Column 4 is within 3% of Row 1, Column 2, then it provides a good target within which compliance is likely.

Principal's Signature: Michael E. Kelly

Date: 4/09/03

**2002-2003**  
**ACCOMMODATION OF INTERESTS AND ABILITIES**  
**SUMMARY PROGRAM CHART 2**

KHSAA  
 Form T2  
 Rev. 9/02

**Participation Opportunities Test Two**

		Column 1	Column 2	Column 3	Column 4	Column 5
Program		Number of Teams Currently Offered	Number of Participants	Number of Teams Added in Last Five Years	Number of Participants Added in Last Five Years	Percent of Total Participation By Sex Added in Last 5 Years
GIRLS	Row 1	varsity:	3	29	0	0
	Row 2	j.v.:	2	25	0	0
	Row 3	frosh:	0	0	0	0
	Row 4	total:	5	54	0	0
BOYS	Row 5	varsity:	3	41	0	0
	Row 6	j.v.:	2	50	0	0
	Row 7	frosh:	1	15	0	0
	Row 8	total:	6	106	0	0

- 1) For Column 1, list the number of interscholastic teams offered for girls and boys at each competitive level (varsity, junior varsity, and freshman). For girls, total each of the entries in Rows 1, 2, and 3 into Row 4. For boys, total Rows 5, 6, and 7 into Row 8.
- 2) For Column 2, list the number of participants at each level. For girls, total each of the entries in Rows 1, 2, and 3 into Row 4. For boys, total Rows 5, 6, and 7 into Row 8. **Note:** The totals in Row 4 for girls and in Row 8 for boys must be the same as the totals in Form T-1, Column 3, Rows 1 and 2 respectively.
- 3) For Column 3, list the number of interscholastic teams that have been added in the last five years at each competitive level. Count each team added during the 5 year period only one time. e.g. Girl's junior varsity soccer was added 3 years ago, count the team only once, not 3 times. For girls, total the entries in Rows 1, 2, and 3 into Row 4. For boys, total Rows 5, 6, and 7 into Row 8.
- 4) For Column 4, list the number of participants that are currently on each level of the teams that were added in the last five years. If a team was added previously but no longer exists, there are no current participants to be added for that team. For girls, total the entries in Rows 1, 2, and 3 into Row 4. For boys, total Rows 5, 6, and 7 into Row 8.
- 5) For Column 5, calculate the percentage of participants that have been added in the last five years. For girls, take the number in Column 4, Row 4 and divide by the number in Column 2, Row 4. For boys, take the number in Column 4, Row 8 and divide it by the number in Column 2, Row 8.

Note: If the percentage of current participants added in the last five years is 25% or greater, compliance with test two may be possible. If less than 25%, then compliance with test three should be analyzed. **CAUTION:** 25% is not a formal compliance standard.

Principal's Signature: Michael E. Riley Date: 4/09/03

2002-2003  
**ACCOMMODATION OF INTERESTS AND ABILITIES**  
**SUMMARY PROGRAM CHART 3**

**Participation Opportunities Test Three**

For any question answered "YES" identify the respective sport(s).

	GIRLS (Yes / No)		BOYS (Yes / No)
1. For a sport not currently played at the interscholastic level (varsity, junior varsity, or freshman) in your school, is there an intramural team offered for that sport?	No		No
2. For a sport <u>not</u> currently offered in your interscholastic athletics program, is there sufficient interest to form a viable interscholastic team based on participation on an intramural team or community recreation teams?	No		No
3. For a sport <u>not</u> currently offered, is there sufficient interest to form a viable interscholastic team based on student responses from the interscholastic survey?	No		No
4. For a sport currently offered at the varsity level only, is there sufficient interest to form a viable team for a junior varsity, or freshman team that is not currently offered?	No		No
5. For a sport currently offered at the junior varsity or freshman level is there sufficient interest to form a varsity team not currently offered?	No		No
6. If you answered YES to question (1), (2), (3), (4), or (5), are there enough high schools in your geographic area offering the sport (at the appropriate level) to allow for the development of a reasonable schedule of competition?	—		—

Principal's Signature:  Date: 4/09/03



**2002-2003**  
**ACCOMODATION OF INTERESTS AND ABILITIES+**  
**SUMMARY PROGRAM CHART 4**

**Levels of Competition Test One**

		Column 1	Column 2	Column 3
Girls	Team Levels	Number of Teams Currently Offered	Number of Participants	Percentage of Participants at Each Level
Row 1	varsity:	3	29	54%
Row 2	j.v.:	2	25	46%
Row 3	frosh:	0	0	0%
Row 4	total:		54	100%
<b>Boys</b>				
Row 5	varsity:	3	41	39%
Row 6	j.v.:	2	50	47%
Row 7	frosh:	1	15	14%
Row 8	total:		106	100%

- 1) Column 1, list the number of interscholastic teams offered for girls and boys at each competitive level; varsity, junior varsity, and freshman. (Refer to Form T-2, Accommodation of Interests and Abilities, Summary Program Chart 2, Column 1.)
- 2) For Column 2, list the number of participants at each level. For girls, total the entries in Rows 1, 2, and 3 into Row 4. For boys, total the entries in Rows 5, 6, and 7 into Row 8. (Refer to Form T-2, Accommodation of Interests and Abilities, Summary Program Chart 2, Column 2.)
- 3) For Column 3, calculate the percentage of female and male participants at each level.  
For girls' varsity, junior varsity, and frosh, respectively:
  - Divide Column 2, Row 1 by Column 2, Row 4, and place the percentage in Column 3, Row 1.
  - Divide Column 2, Row 2 by Column 2, Row 4, and place the percentage in Column 3, Row 2.
  - Divide Column 2, Row 3 by Column 2, Row 4, and place the percentage in Column 3, Row 3.
  -
 For boys' varsity, junior varsity, and frosh, respectively:
  - Divide Column 2, Row 5 by Column 2, Row 8, and place the percentage in Column 3, Row 5.
  - Divide Column 2, Row 6 by Column 2, Row 8, and place the percentage in Column 3, Row 6.
  - Divide Column 2, Row 7 by Column 2, Row 8, and place the percentage in Column 3, Row 7.


Principal's Signature: Michael E. Kelly Date: 4/09/03

**2002-2003  
BUDGETED AND ACTUAL EXPENDITURES - PROGRAM COMPARISON CHART  
TO INCLUDE BOOSTER CLUB FUNDING**

	equipment and supplies		travel		awards		coaches' salaries (to include supplemental and extended employment)		facilities improvements		publications (if sport-specific)	
	B	E	B	E	B	E	B	E	B	E	B	E
G basketball	2,000	3,128.08	0	0	350	739.50	B	E	0	0	0	0
B basketball	2,000	6,071.59	0	510	350	739.50	B	E	0	0	0	0
G softball	1,000	1,756.91	0	1275	150	150	B	E	0	0	0	0
B baseball	1,000	1,820.30	0	3800	150	0	B	E	0	0	0	0
G cross country												
B cross country												
G golf												
B golf	0	0	50	50	50	150	B	E	0	0	0	0
G soccer												
B soccer												
G swimming												
B swimming												

- Budget and expenditures on this 2002-2003 year report due by April 15, 2003, should reflect the total monies budgeted and spent for the entire year of 2001-2002 ending June 30, 2002.
- "B" is for budgeted dollar amounts and "E" is for actual dollar expenditures.
- Booster Club Funding/Contributions must be included in the expenditures total.

Principal's Signature:




Date:

4/09/03

**2002-2003**  
**BUDGETED AND ACTUAL EXPENDITURES - PROGRAM COMPARISON CHART 2**  
**TO INCLUDE BOOSTER CLUB FUNDING**

Teams	equipment and supplies		travel		awards		coaches' salaries (to include supplemental and extended employment)		facilities improvements		publications (if sport-specific)	
	B	E	B	E	B	E	B	E	B	E	B	E
G track												
B track												
G tennis												
B tennis												
G volleyball												
B wrestling												
G (list sport)												
B (football)												
G (list sport)												
B (list sport)												

- Budget and expenditures on this 2002-2003 year report due by April 15, 2003, should reflect the total monies budgeted and spent for the entire year of 2001-2002 ending June 30, 2002.
- "B" is for budgeted dollar amounts and "E" is for actual dollar expenditures.
- Booster Club Funding/Contributions must be included in the expenditures total.

Principal's Signature:  Date: 4/09/03

## 2002-2003 KHSAA TITLE IX ATHLETICS AUDIT

KHSAA  
Form T41  
Rev. 9/02

### Checklist - Overall Interscholastic Athletics Program

Areas of Compliance	ADVANTAGE TO (Respond based on Internal Evaluation by checking the appropriate column.)		
	GIRLS' PROGRAM	BOYS' PROGRAM	NEITHER PROGRAM
<b>OPPORTUNITIES</b>			
Accommodation of Interest and Abilities			
<b>BENEFITS</b>	<b>GIRLS'</b> <b>PROGRAM</b>	<b>BOYS'</b> <b>PROGRAM</b>	<b>NEITHER</b> <b>PROGRAM</b>
Equipment and Supplies			✓
Scheduling of Games and Practice Time			✓
Travel and Per Diem Allowances			✓
Coaching			✓
Locker Rooms, Practice and Competitive Facilities			✓
Medical and Training Facilities and Services			✓
Publicity			✓
Support Services			✓
Athletic Scholarships			✓
Tutoring			✓
Housing and Dining Facilities and Services			✓
Recruitment of Student Athletes			✓

Principal's Signature:  Date: 4/09/03

School Name: Livingston Central High School **2002-2003**  
 School Year: 2002-2003 **TITLE IX**  
 Principal's Signature: Michael Riley **CORRECTIVE ACTION PLAN**  
 Date: 4/9/03

To complete this form, indicate the intended area which needs corrective action, the suggested change and time table for implementation. You may copy this form as needed. Please attach corrective action plans along with audit forms and submit by April 15, 2003.

ITEM FOR CORRECTION	SUGGESTED CHANGE	TIME TABLE FOR CORRECTIVE ACTION
1. Softball Field	Build an on-campus softball field	Spring, 2005
2. Golf	Recruit more girls to play golf	Fall, 2003
3. Consider adding another sport	Continue to monitor interest in sports such as soccer & cross country	Fall, 2004

An explanation (status report) is needed for all areas identified previously as items for correction as well as all areas currently identified as items for correction. This form shall be typed.

Principal's Signature: *Michael Riley* Date: 4/09/03

**Livingston Central High School  
Title IX Status Report  
Spring 2003**

Over the past three years, we have identified five areas as items of correction at Livingston Central. They are: 1) building an on-campus softball field; 2) scheduling more girls games in the prime-time slot of boy-girl varsity doubleheaders; and 3) increasing our number of female participants; 4) recruit more girls to play golf; and 5) consider adding another sport.

Our on-campus softball field remains an area of need. We currently play our softball games at our county park which is located about 2 miles away. The main disadvantage of our girls playing off campus is that of transportation. The school system provides transportation daily from the school to the park for practices and games. This is especially important for younger students who do not drive. While playing off campus is sometimes an inconvenience, it is offset by the fact that the county park has lights and our on campus baseball field does not. Therefore, softball is able to complete more JV games and allow younger girls to have the opportunity to compete. Building a new softball field remains a priority we will continue to explore.

Our girls basketball program has now played half of its varsity doubleheaders in the prime time slot in each of the last three years. At our 5th district meetings the past three years, it has been unanimous that we play the first half of the season schedule in the boys first format with the last half of the games being played girls first. The response to that format was mixed. Fans and players alike expressed concern about large numbers of fans leaving after the boys game. For the 2003-2004 season, the first half of the schedule will be girl-boy doubleheaders. The second half of the schedule will be jv-varsity contests with the boys and girls playing on separate nights. Attention will be given to the schedule to be sure girls are playing on an equal number of prime time nights (Friday or Saturday).

We saw the number of our female participants increase during the 2001-2002 school year only to fall during 2002-2003. We had a near 50-50 ratio of boys to girls in 2001-2002 (82-77 which figured to 51.6% boys and 48.4% girls). We improved from the 2000-2001 school year when we had 68% boys participants to 32% girls. However, our total participants in 2002-2003 returned to 34% female and 66% male. To address this problem, we plan to continue to explore the possibility of adding new sports that might interest girls, such as cross country or soccer. Also, we would like to recruit more females to play on the golf team, and to increase the number of freshman girls basketball participants to the point that we could offer a freshman girls basketball schedule.



### 2002-2003 INTERSCHOLASTIC ATHLETICS SURVEY

#### Summary of Student Responses

School Name: Livingston Central  
School Enrollment: 384  
Date: 2/13/03  
Completed By: Jennifer Marshall

Instructions:

1. Summarize the Student Athletics Interest Surveys Form T-61 by listing the total number of responses on the line next to each sport.
2. Under the Other Category please provide a listing of the sports as well as the number of students who are interested in participating.
3. Please sign and date the Summary Form (T-63) and mail the Summary Form only to the KHSAA by April 15, 2003. Do not mail the student surveys (Form T-61). However, these Forms should be maintained in your files in the event they are requested subsequently.

384 Number of Surveys  
322 Total Returned  
9-12 Grades Surveyed

How Was The Survey Administered? Advisor - Advisee groups  
(e.g. was it given in all English classes, or all home rooms, or advisee/advisor?)

Fall Sports (List Total Number of Participation Responses)

11 Cross Country (Girls)  
10 Cross Country (Boys)  
7 Field Hockey (Girls)  
125 Football (Boys)  
7 Golf (Girls)  
16 Golf (Boys)  
24 Soccer (Girls)  
12 Soccer (Boys)  
76 Volleyball (Girls)  
13 Volleyball (Boys)  
101 - I would not participate

Winter Sport (List Total Number of Participation Responses)

24 Basketball (Girls)  
42 Basketball (Boys)  
37 Gymnastics (Girls)  
25 Indoor Track (Girls)  
11 Indoor Track (Boys)  
22 Swimming & Diving (Girls)  
11 Swimming & Diving (Boys)  
27 Wrestling (Boys)

Spring Sport (List Total Number of Participation Responses)

39 Baseball (Boys)  
31 Fast Pitch Softball (Girls)  
13 Slow Pitch Softball (Girls)  
43 Tennis (Girls)  
21 Tennis (Boys)  
26 Track (Girls)  
27 Track (Boys)

Other Sports (From Student Survey T-61 Question 10)

Name of Sport	Number of Students Interested In Participating
<i>See attachment</i>	

Number of Students who participate in Intramural Sports.  
 (From Student Survey T-61 Question 5)

<u>Sport</u>	<u>Number</u>
<i>See attachment</i>	

List Intramural Sports students are interested in adding:  
 (From Student Survey T-61 Question 6)

<u>Sport</u>	<u>Number</u>
<i>See attachment</i>	



Participation in Non-School Sports Activities  
 (From Student Survey T-61 Question 7)

<u>Sport</u>	<u>Number</u>
See attachment	

Reasons for not participating in interscholastic athletics.  
 (From Survey Question 8)

<u>Response</u>	<u>Number</u>
19 I prefer other activities such as band, chorus, etc.	
52 I don't have time	
10 The practice schedules and game times are inconvenient	
70 The sport I like isn't offered	
15 It's too expensive	
11 I prefer to participate in club or intramural sports	
40 Working	
32 Other	
See attachment	

Student Suggestions to encourage participation

See attachment

---



---



---



---



---

*Michael E. Kelly*  
 Principal's Signature

4/09/03  
 Date

5. Do you participate in intramural sports? If you do, which sports

Soccer-6  
Basketball-15  
Cheerleading-2  
Softball-4  
Baseball-6  
Paintball-8  
Football-13  
Slamball-2  
Frisbee-1  
Wrestling-2  
Weight lifting-1  
Volleyball-12  
Tennis-2  
Swimming-2  
Badmitten-1  
Track-1  
Pickleball-1  
Dance-1

6. Which intramural sports, if any, would you like to see added?

Football-54  
Volleyball-14  
Paintball-8  
Swimming-8  
Track-6  
Soccer-6  
Basketball-7  
Wrestling-4  
Tennis-4  
Boxing-3  
Cross country-2  
Softball-2  
Rodes-2  
Girls football-1  
Frisbee-1  
Slamball-1  
Flag football-1  
Fozzball-1  
Dodgeball-1  
Hockey-1  
Ping-pong-1  
Racketball-1  
Ice skating-1  
Snowboarding-1

7. Do you participate in non-school sport activities? If you do, which sport(s)?

Football-8

Volleyball-5

Girls football-1

Paintball-11

Motorcycle racing-3

Golf-3

Airsoft-1

Fishing-5

Bowling-1

Hunting-1

Weightlifting-1

Softball-11

Polo-1

Dance/gymnastics-4

Rodeo-3

Basketball-16

Tennis-4

Color guard-1

Fire fighting-1

Swimming-1

Soccer-7

Baseball-3

8. Are you currently participating in interscholastic athletics during any season?

Why don't you participate in interscholastic athletics?

32 Other

I don't want to-2

I'd rather work-1

I don't like sports-3

I want to play football-1

I want to bowl-1

I want to play soccer-1

I don't like the coaches-2

My friends don't play-2

9. Do you have any suggestions to encourage participation?

Offer football-11

Offer soccer-1

Offer paintball-1

Offer tennis-1

Offer more sports-10

Lower the cost-2


Get better coaches-3  
Get better equipment-3  
Give special privileges like money to players-5  
Take a pep bus-1  
Practice at more convenient times-1  
Use posters and other means to announce sports tryouts-2  
Do something about this survey-1

10. Please list OTHER SPORTS you are interested in participating in and the sports season.

Football-46  
Table Tennis-1  
Chess-3  
Fishing-2  
Badmitten-2  
Cheerleading-1  
Volleyball-16Hockey-5  
Track-13  
Rodeo-4  
Paintball-9  
Swimming-6  
Soccer-9  
Tennis-3  
Gymnastics-3  
Boxing-5  
Wrestling-3  
Golf-3  
Basketball-1  
Equestrian-2  
Frisbee-1  
Lacross-2  
Rugby-1  
Slamball-1  
Bowling-2  
Softball-2  
Trap/target-2  
Computer game-1


# Kentucky High School Athletic Association

To: Superintendent, Principal, and Athletic Director  
From: Brigid L. DeVries, Commissioner  
Date: July 1, 2002  
Subject: 2001-2002 Annual Report Forms Submission  
School: Livingston Central High School



Enclosed please find a copy of Form T-65, The 2001-2002 Annual Report Forms Checklist. In addition, you may find an attachment with corrected copies of the forms submitted by your school personnel. Please review this information so the forms can be completed accurately in the future. Also, KHSAA Audit Staff may have requested a re-submission of some of the 2001-2002 Annual Report Forms or need additional information on your athletic programs. Please submit this information by the date requested if this is applicable. Copies and all KHSAA Title IX documents must be kept current and included in your permanent Title IX File at the school. All documents are subject to Open Records Requests.

Should you need any further information, please do not hesitate to call anytime.



Memo

To: KHSAA Member School Superintendents, Principals, and Athletic Directors

From: Brigid L. DeVries, Commissioner

Date: June 28, 2002

Re: 2002 Title IX Forms Submission

School	Livingston Central	Reviewed by	Gary Lawson
--------	--------------------	-------------	-------------

The following is a status report regarding the required 2001 - 2002 Title IX submission of forms due in to the KHSAA office by April 15, 2002. Appropriate audit personnel have reviewed these forms and the following is a summary of this review.

I. Checklist of Forms properly submitted in a satisfactory manner:

<input checked="" type="checkbox"/>	GE 19 (Annual Verification)	<input checked="" type="checkbox"/>	T-35 (Budget Expenses)
<input checked="" type="checkbox"/>	T-1 (Summary Program Chart 1)	<input checked="" type="checkbox"/>	T-36 (Budget Expenses)
<input checked="" type="checkbox"/>	T-2 (Summary Program Chart 2)	<input checked="" type="checkbox"/>	T-41 (Checklist - Overall Interscholastic Program)
<input checked="" type="checkbox"/>	T-3 (Summary Program Chart 3)	<input checked="" type="checkbox"/>	T-60 (Corrective Action Plan)
<input checked="" type="checkbox"/>	T-4 (Summary Program Chart 4)	<input checked="" type="checkbox"/>	T-63 (Interscholastic Survey Results)

II. Status

A.	<input checked="" type="checkbox"/>	2001 - 2002 Forms are satisfactory and no further information or action is necessary at this time.
B.		Errors have been noted with respect to the following forms and corrected copies are being returned to you for placement in your Title IX file to ensure proper submission in the future.
C.		The following forms were omitted and must be submitted by school representatives.
D.	<input checked="" type="checkbox"/>	Other Recommendation and Comments:
		All calculations are correct and the forms appear to be in good order.



APR 15 2002

KHSAA Form GE19 Rev. 07/01

### 2001-2002 KENTUCKY HIGH SCHOOL ATHLETIC ASSOCIATION ANNUAL VERIFICATION OF TITLE IX PROCEDURES

(To be submitted by April 15, 2002 along with other required forms)

The Livingsston Central High School, Smithland, Kentucky  
(Name of High School) (City)

certifies to the Kentucky High School Athletic Association that the following is an accurate and true representation of the facts surrounding compliance with Title 20, U.S.C. Titles 1681-1688, et. Seq. (also known as Title IX)

I certify the following provisions in accordance with records at the school contained in the permanent Title IX file, and to the best of my knowledge have completed the following tasks. (All boxes must be checked)

Established a gender equity committee at the high school. (list committee personnel and provide attachment if necessary)

Name	Address	Phone	Title
Darryl Chittenden	108 Montevista Dr. Salem KY	270-988-2884	Asst. Prin./AD
Jennifer Marshall	714 Marshall Dr. Grand Rivers KY	270-362-8109	Teacher/Cheer Sponson
Mike Riley	108 Oaklawn St. Salem KY	42078 270-988-3972	Principal
Mike Johnson	271 Friedman Ave Paducah KY	42001 270-575-9744	Teacher/Coach
Scott Gray	1272 Coon Chapel Rd Smithland KY	42081 270-928-2243	Counselor/Coach
Kris Simmons	PO Box 15 Smithland KY	42081 270-928-3892	Teacher/Coach
Matt Thompson	414 Golden Meadow Ln Ledbetter KY	42058 270-898-8735	Teacher/Coach
Ann Guill	940 Cave Springs Rd Smithland KY	42081 270-988-3947	Family First Asst. Coord./Parent
Teresa Lans	784 Berger Rd Paducah KY	42003 270-444-6797	Teacher

Scheduled a minimum of three meetings during the 2001-2002 school year on the following dates:

- Jan. 15, 2002
- Feb. 13, 2002
- Mar. 20, 2002

Designated the following person(s) as the Title IX coordinator for the school/district:

Darryl Chittenden Assistant Principal/AD 108 Montevista Dr 270-988-2884  
 Name Title Address Salem KY Phone  
 42078

School personnel are continuing to make periodic reviews of the boys and girls athletics program reflected in the Corrective Action Plan.

In addition to the above information, the above referenced school maintains a complete permanent file relative to Title IX records including copies of the self-assessment audit, all corrective action plans, and other related materials.

Michael E. Riley 4/12 20 02  
 Principal's Signature Date

Harry Jay Janica D. Woodward  
 Superintendent Signature School Board Chairpersons' Signature

(Send original copy to KHSAA - Maintain duplicate in Title IX school folder)

2001-2002  
**ACCOMMODATION OF INTERESTS AND ABILITIES**  
**SUMMARY PROGRAM CHART 1**

KHSAA  
 Form T1  
 Rev. 07/01

**Participation Opportunities Test One**

		(Column 1)	(Column 2)	(Column 3)	(Column 4)
	Program	Enrollment	Percentage of Total Enrollment	Number of Interscholastic Participants (double and triple count)	Percentage of Total Participation
Row 1	GIRLS	192	49.9%	77	48.4%
Row 2	BOYS	193	50.1%	82	51.6%
Row 3	Totals	385	100%	159	100%

Instructions:

\*Number of 8<sup>th</sup> grade students & below used in Column 4 calculations if applicable: Boys - 7  
Girls - 14

- Determine the total number of girls enrolled, (place in Row 1, Column 1). Determine the total number of boys enrolled, (place in Row 2, Column 1).
- Add the total number of girls and boys enrolled to determine total enrollment, (place in Row 3, Column 1).
- Calculate the percentage of total enrollment that is female. (Divide Row 1, Column 1 by row 3, Column 1 and place in Row 1, Column 2.) Calculate the percentage of total enrollment that is male. (Divide Row 2, Column 1 by Row 3, Column 1 and place in Row 2, Column 2.) Note: Row 1, Column 2 plus Row 2, Column 2 should total 100%.
- Ask the head coaches to review the most updated eligibility or squad lists for their teams. Ask coaches to confirm the names of those individuals who are on the team as of the first **date of competition**, and cross out the names of those who were cut from the team or quit the team prior to the first competitive event. Determine the total number of interscholastic athletics participants that are girls, (and place in Row 1, Column 3). In order to determine the total number of athletics participants, an individual should be counted each time he or she participates on a team. For example, if Jane Doe competes on the varsity volleyball team, the junior varsity volleyball team, the junior varsity basketball team, and the varsity softball team, she should be counted as four participants (**do not include club or intramural sports participants, cheerleaders, dance teams, or pom squads**). Calculate the same way for boys and girls. \* In addition, should 8<sup>th</sup> grade students and below play on a Freshman, Junior Varsity, or Varsity team, they should also be counted for each team and sport on which they participate. If applicable, please asterisk the above notation as to how many 8<sup>th</sup> grade students & below are included. Using the same procedure, determine the total number of interscholastic athletic participants that are boys, (and place in Row 2, Column 3). Add Row 1, Column 3 plus Row 2, Column 3 to get total participants and place in Row 3, Column 3.
- Calculate the percentage of female participation. (Row 1, Column 3 divided by Row 3, Column 3 and place in Row 1, Column 4.) Calculate the percentage of male participation. (Row 2, Column 3 divided by Row 3, Column 3 and place in Row 2, Column 4.) Note: Row 1, Column 4 plus Row 2, Column 4 should total 100%.

Note: While being within three percent is not a formal compliance standard; if the percent listed in Row 1, Column 4 is within 3% of Row 1, Column 2, then it provides a good target within which compliance is likely.

Principal's Signature: Michael E. Kelly Date: 4/12/02



2001-2002  
**ACCOMMODATION OF INTERESTS AND ABILITIES**  
**SUMMARY PROGRAM CHART 2**

KHSAA  
Form T2  
Rev. 07/01

Participation Opportunities Test Two

		Column 1	Column 2	Column 3	Column 4	Column 5
Program		Number of Teams Currently Offered	Number of Participants	Number of Teams Added in Last Five Years	Number of Participants Added in Last Five Years	Percent of Total Participation By Sex Added in Last 5 Years
GIRLS	Row 1	varsity:	3	30		
	Row 2	j.v.:	2	33		
	Row 3	frosh:	1	14		
	Row 4	total:	6	77		
BOYS	Row 5	varsity:	3	36		
	Row 6	j.v.:	2	33		
	Row 7	frosh:	1	13		
	Row 8	total:	6	82		

- 1) List the number of interscholastic teams offered for girls and boys at each competitive level (for example, varsity, junior varsity, and freshman levels). Total each of the entries in Column 1 into Row 4, Column 1 and Row 8, Column 1.
- 2) List the number of interscholastic teams that have been added in the last five years at each competitive level. Total each of the entries in Column 3 into Row 4, Column 3 and Row 8, Column 3.
- 3) List the number of participants that are currently on each level of the teams that were added in the last five years. Total each of the entries in Column 2 into Row 4, Column 2 for girls and Row 8, Column 2 for boys. If a team was added previously but no longer exists, there are no current participants to be added for that team.
- 4) List the number of participants added in the last 5 years. Total each of the entries made in Column 4 into Row 4, Column 4 for girls and Row 8, Column 4 for boys.
- 5) Calculate the percentage of participants that have been added in the last five years (Column 4 divided by Column 2 on each line). For example, if girls' varsity soccer (22 participants), junior varsity soccer (18 participants), junior varsity golf (8 participants), and freshman softball (15 participants) have been added in the last five years, then 63 participation opportunities have been added for girls. If the total number of female participants in the program is 96 (taken from Form T-1, Row 1, Column 3), then 65.6% of the current opportunities (63 of 96) have been added in the last five years. Perform similar calculations for male participants.

Note: If the percentage of current participants added in the last five years is 25% or greater, compliance with test two may be possible. If less than 25%, then compliance with test three should be analyzed. **CAUTION:** 25% is not a formal compliance standard.

Principal's Signature: Michael E. [Signature] Date: 4/12/02

2001-2002  
**ACCOMMODATION OF INTERESTS AND ABILITIES**  
**SUMMARY PROGRAM CHART 3**

**Participation Opportunities Test Three**

For any question answered "YES" identify the respective sport(s).

	GIRLS (Yes / No)		BOYS (Yes / No)
1. Is there an intramural team offered in a sport not now available in the interscholastic athletics program? (YES or NO)	No		No
2. For a sport <u>not</u> currently offered, is there sufficient interest to form a viable interscholastic team based on participation on an intramural team or community recreation teams? (YES or NO)	No		No
3. For a sport <u>not</u> currently offered, is there sufficient interest to form a viable interscholastic team with the interscholastic survey.	No		No
4. For a sport currently offered, is there interest to form a viable team for a junior varsity, freshman, or other intramural level that is not currently offered? (YES or NO)	No		No
5. If you answered YES to question (1), (2), (3) or (4), are there enough high schools in your geographic area offering the sport (at the appropriate level) to allow for the development of a reasonable schedule of competition. (YES or NO)			

Principal's Signature:

*Michael E. Riley*

Date:

4/12/02

2001-2002  
ACCOMMODATION OF INTERESTS AND ABILITIES  
SUMMARY PROGRAM CHART 4

KHSAA  
 Form T4  
 Rev. 07/01

Levels of Competition Test One

		(Column 1)	(Column 2)
	Team Levels	GIRLS	BOYS
Row 1	Total Number of Athletics Participants in All Levels	77	82
Row 2	Number of Varsity Teams Offered	3	3
Row 3	Number of Participants on all Varsity Teams	30	36
Row 4	Percentage of Total Varsity Participants By Sex	45.9%	54.5%
Row 5	Number of Junior Varsity Teams Offered	2	2
Row 6	Number of Participants on all Junior Varsity Teams	33	33
Row 7	Percentage of Total Junior Varsity Participants By Sex	50%	50%
Row 8	Number of Freshman Teams Offered	1	1
Row 9	Numbers of Participants on all Freshman Teams	14	13
Row 10	Percentage of Total Freshman Participants By Sex	51.9%	48.1%

- 1) Copy the number entered on Form T1, Row 1, Column 3 and place on Row 1, column 1 of this form.
- 2) Copy the number entered on Form T1, Row 2, Column 3 and place on Row 1, column 2 of this form.
- 3) List the number of teams at the varsity, junior varsity, and freshman levels for boys and girls (Rows #2,5,8) and place in the proper boxes in columns 1 and 2.
- 4) List the number of teams at the varsity, junior varsity, and freshman levels for boys and girls (Rows #3,6,9) and place in the proper boxes in columns 1 and 2.
- 5) Calculate the percentage of female and male participants at each level. (Rows #4,7,10)
  - Divide Row 3, Column 1 by Row 1, Column 1, and place the percentage in Row 4, Column 1.
  - Divide Row 3, Column 2 by Row 1, Column 2, and place the percentage in Row 4, Column 2.
  - Divide Row 6, Column 1 by Row 1, Column 1, and place the percentage in Row 7, Column 1.
  - Divide Row 6, Column 2 by Row 1, Column 2, and place the percentage in Row 7, Column 2.
  - Divide Row 9, Column 1 by Row 1, Column 1, and place the percentage in Row 10, Column 1.
  - Divide Row 9, Column 2 by Row 1, Column 2, and place the percentage in Row 10, Column 2.

Principal's Signature: Michael E. Riley Date: 4/12/02

**2001-2002  
BUDGETED AND ACTUAL EXPENDITURES - PROGRAM COMPARISON CHART  
TO INCLUDE BOOSTER CLUB FUNDING**

	equipment and supplies		travel		awards		coaches' salaries (to include supplemental and extended employment)		facilities improvements		publications (if sport-specific)	
	B	E	B	E	B	E	B	E	B	E	B	E
G basketball	2,000	3,128.08	0	0	350	739.50	B	E	0	0	0	0
B basketball	2,000	6,071.59	0	510	350	739.50	B	E	0	0	0	0
G softball	1,000	1,404.75	0	770	150	150	B	E	0	0	0	0
B baseball	1,000	1,368.47	0	3800	150	0	B	E	0	0	0	0
G cross country												
B cross country												
G golf												
B golf	0	0	50	50	50	150	B	E	0	0	0	0
G soccer												
B soccer												
G swimming												
B swimming												

"B" is for budgeted dollar amounts and "E" is for actual dollar expenditures. Expenditures should include items provided by third parties such as Booster Clubs.

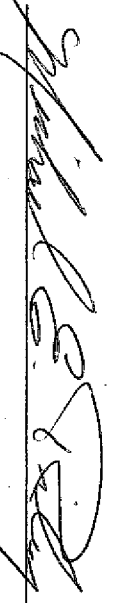
Principal's Signature:  Date: 4/12/02

2001-2002  
**BUDGETED AND ACTUAL EXPENDITURES - PROGRAM COMPARISON CHART 2**  
**TO INCLUDE BOOSTER CLUB FUNDING**

Teams	equipment and supplies		travel		awards		coaches' salaries (to include supplemental and extended employment)		facilities improvements		publications (if sport-specific)	
	B	E	B	E	B	E	B	E	B	E	B	E
G track												
B track												
G tennis												
B tennis												
G volleyball												
B wrestling												
G (list sport)												
B (football)												
G (list sport)												
B (list sport)												

"B" is for budgeted dollar amounts and "E" is for actual dollar expenditures. Expenditures should include items provided by third parties such as Booster Clubs.

Principal's Signature:



Date:

4/12/02

**2001-2002 KHSAA TITLE IX ATHLETICS AUDIT**

KHSAA  
Form T4I  
Rev. 07/01

**Checklist - Overall Interscholastic Athletics Program**

Areas of Compliance	ADVANTAGE TO		
	(Respond based on Internal Evaluation by checking the appropriate column.)		
BENEFITS	GIRLS' PROGRAM	BOYS' PROGRAM	NEITHER PROGRAM
Equipment and Supplies			✓
Scheduling of Games and Practice Time			✓
Travel and Per Diem Allowances			✓
Coaching			✓
Locker Rooms, Practice and Competitive Facilities			✓
Medical and Training Facilities and Services			✓
Publicity			✓
Support Services			✓
Athletic Scholarships			✓
Tutoring			✓
Housing and Dining Facilities and Services			✓
Recruitment of Student Athletes			✓

Principal's Signature: Michael E. Riley Date: 4/12/02

School Name: Livingston Central  
 School Year: 2001-2001  
 Principal's Signature: \_\_\_\_\_  
 Date: 4-10-02

**2001-2002  
 TITLE IX  
 CORRECTIVE ACTION PLAN**

To complete this form, indicate the intended area which needs corrective action, the suggested change and time table for implementation. You may copy this form as needed. Please attach corrective action plans along with audit forms and submit by April 15, 2002.

ITEM FOR CORRECTION	SUGGESTED CHANGE	TIME TABLE FOR CORRECTIVE ACTION
1) Softball Field	Build an on-campus softball field	Spring 2005
2) Golf	Recruit more girls to play golf	Fall 2002
3) Consider adding another sport	A: Review the possibility of adding cross country as a sport B. Continue to monitor interest in soccer. Add as a sport when interest would make it feasible.	Fall 2003 Fall 2003

• An explanation (status report) is needed for all areas identified previously as items for correction as well as all areas currently identified as items for correction. This form shall be typed.

Principal's Signature: \_\_\_\_\_ Date: 4/12/02

**Livingston Central High School  
Title IX Status Report  
Spring 2002**

Over the past two years, we have identified three areas as items of correction at Livingston Central. They are: 1) building an on-campus softball field; 2) scheduling more girls games in the prime-time slot of boy-girl varsity doubleheaders; and 3) increasing our number of female participants.

Our on-campus softball field remains an area of need. We currently play our softball games at our county park which is located about 2 miles away. The main disadvantage of our girls playing off campus is that of transportation. The school system provides transportation daily from the school to the park for practices and games. This is especially important for younger students who do not drive. While playing off campus is sometimes an inconvenience, it is offset by the fact that the county park has lights and our on campus baseball field does not. Therefore, softball is able to complete more JV games and allow younger girls to have the opportunity to compete. Building a new softball field remains a priority we will continue to explore.

Our girls basketball program has now played half of its varsity doubleheaders in the prime time slot in each of the last two years. At our 5th district meetings the past two years, it has been unanimous that we play the first half of the season schedule in the boys first format with the last half of the games being played girls first. The response to this change has been mixed. Several fans were confused by some games being boys first and some games being girls first, and there were a few instances where fans showed up for the game they came to see at the wrong time. The girls basketball players themselves have not liked it when boys fans began leaving halfway through their games. They always have better crowds to play in front of (especially in the second half), when they play before the boys. Nevertheless, we have scheduled a 50-50 combination of boys first games for the 2002-2003 season.

We saw the number of our female participants increase during the 2001-2002 school year. We had a near 50-50 ratio of boys to girls (82-77 which figured to 51.6% boys and 48.4% girls). We improved from the previous year when we had 68% boys participants to 32% girls. We plan to continue to explore the possibility of adding new sports that might interest girls, such as cross country or soccer. Also, we would like to recruit more females to play on the golf team.



**2001-2002 INTERSCHOLASTIC ATHLETICS SURVEY**

Summary Of Student Responses

School Name: Livingston Central

School Enrollment: 394

Date: Jan. 29, 2002

Completed By: Mike Johnson

Instructions:

1. Summarize the Student Athletics Interest Surveys Form T-61 by listing the total number of responses on the line next to each sport.
2. Under the Other Category please provide a listing of the sports as well as the number of students who are interested in participating.
3. Please sign and date the Summary Form (T-63) and mail the Summary Form only to the KHSAA by April 15, 2002. Do not mail the student surveys (Form T-61). However, these Forms should be maintained in your files in the event they are requested subsequently.

394 Number of Surveys

351 Total Returned

9-12 Grades Surveyed

How Was The Survey Administered?

Student handout

Fall Sports (List Total Number of Participation Responses)

22 Cross Country (Girls)

13 Cross Country (Boys)

8 Field Hockey (Girls)

140 Football (Boys)

7 Golf (Girls)

19 Golf (Boys)

23 Soccer (Girls)

19 Soccer (Boys)

72 Volleyball (Girls)

15 Volleyball (Boys)

Winter Sport (List Total Number of Participation Responses)

25 Basketball (Girls)

44 Basketball (Boys)

46 Gymnastics (Girls)

29 Indoor Track (Girls)

29 Indoor Track (Boys)

22 Swimming & Diving (Girls)

14 Swimming & Diving (Boys)

39 Wrestling (Boys)

Spring Sport (List Total Number of Participation Responses)

<u>60</u>	Baseball (Boys)
<u>43</u>	Fast Pitch Softball (Girls)
<u>23</u>	Slow Pitch Softball (Girls)
<u>52</u>	Tennis (Girls)
<u>24</u>	Tennis (Boys)
<u>28</u>	Track (Girls)
<u>22</u>	Track (Boys)

Other Sports (From Student Survey T-61 Question 10)

Name of Sport	Number of Students Interested In Participating
<u>Boxing</u>	<u>6</u>
_____	_____
_____	_____
_____	_____
_____	_____
_____	_____
_____	_____

Number of Students who participate in Intramural Sports.  
(From Student Survey T-61 Question 5)

<u>Sport</u>	<u>Number</u>
_____	_____
_____	_____
_____	_____
_____	_____
_____	_____

List Intramural Sports students are interested in adding:  
(From Student Survey T-61 Question 6)

<u>Sport</u>	<u>Number</u>
<u>Football</u>	<u>62</u>
<u>Volley ball</u>	<u>20</u>
_____	_____
_____	_____
_____	_____

Participation in Non-School Sports Activities  
(From Student Survey T-61 Question 7)

Sport	Number
Basketball	35
Baseball	19
Softball	19
Football	15
Volleyball	11
Paintball	10

Reasons for not participating in interscholastic athletics.  
(From Survey Question 8)

Response	Number
25 I prefer other activities such as band, chorus, etc.	
77 I don't have time	
16 The practice schedules and game times are inconvenient	
83 The sport I like isn't offered	
21 It's too expensive	
11 I prefer to participate in club or intramural sports	
57 Working	
46 Other	
(See attached)	

Student Suggestions to encourage participation

61 students replied that more sports should be offered to give students more choices.  
(See attached)

---



---



---



---



---



---

*Michael E. Riley*  
Principal's Signature

4/12/02  
Date

1. Is the School District offering the interscholastic sports you want to play?

138 No

71 Football	8 Track	2 Badminton	17 Volleyball	1 weightlifting
3 Paintball	3 Rodeo	8 Soccer	5 tennis	3 wrestling
1 hockey	1 gymnastics	1 racing	1 clay pigeons	1 horseback riding
1 polo	1 boxing	1 girls football	1 color guard	

5. Do you participate in intramural sports? If you do, which sports?

27 yes

1 soccer	9 Basketball	4 softball	2 Cheerleading	1 fastpitch softball
2 danceteam	2 baseball	2 football	1 paintball	

6. Which intramural sports, if any, would you like to see added?

10 track	62 football	6 wrestling	20 volleyball	6 tennis
1 swimming	1 golf	4 baseball	13 basketball	5 paintball
1 softball	1 Co-ed softball	2 boxing	4 hockey	5 rodeo

7. Do you participate in non-school sport activities? If you do, which sports?

131 yes

2 Tennis	11 Volleyball	3 Golf	7 soccer	1 wrestling
6 rodeo	35 basketball	10 paintball	19 baseball	1 dance
1 boxing	15 football	19 softball	2 gymnastics	1 choir
1 polo	1 pitching lessons			

8. Are you currently participating in interscholastic athletics during any season?

46 No other

5 Don't like sports	5 Don't want to	1 FFA is more important
2 don't play due to injuries	5 not interested	1 Too stressful
2 Don't like coaches	1 grades are more important	1 haven't had time yet
1 No paintball		

9. Do you have any suggestions to encourage participation?

6 Commitment	61 offer more sports students want	5 Lower the cost
9 get better coaches	2 give scholarships or pay 4 yr players	1 have less homework
1 have more pep rallies	1 get a winning team	1 no conditioning
1 no cutting	1 have someone talk to middle and elementary school students	

10. Please list other sports you are interested in participating in and the season.

72 Football	2 Badminton
10 tennis	19 Volleyball
9 Swimming	11 track
6 boxing	3 hockey
8 soccer	8 wrestling
5 gymnastics	2 billiards
1 bowling	1 martial arts
1 snow skiing	1 water skiing
1 color guard	1 pickle ball
1 Ping-Pong	1 ice hockey
1 rofler hockey	