



# Kentucky High School Athletic Association

2280 Executive Drive ° Lexington, KY 40505 ° www.khsaa.org ° (859)299-5472 (859)293-5999 (fax)

To: Superintendent, Principal, and Athletic Director

From: Brigid L. DeVries, Commissioner  
Larry Boucher, Assistant Commissioner *LB*

Date: September 2, 2003


Subject: 2002-2003 Annual Report Forms Submission

School: Owensboro High School

Enclosed please find a copy of Form T-65, The 2002-2003 Annual Report Forms Checklist. In addition, you may find an attachment with corrected copies of the forms submitted by your school personnel. Please review this information so the forms can be completed accurately in the future. Also, KHSAA Audit Staff may have requested a re-submission of some of the 2002-2003 Annual Report Forms or need additional information on your athletic programs. Please submit this information by the date requested if this is applicable. Copies and all KHSAA Title IX documents must be kept current and included in your permanent Title IX File at the school. All documents are subject to Open Records Requests.

Should you need any further information, please do not hesitate to call anytime.





**MEMORANDUM**

TO: KHSAA Member School Superintendents, Principals, and Athletic Directors

FROM: Brigid L. DeVries, Commissioner  
Larry Boucher, Executive Assistant Commissioner *LB*

DATE: July 30, 2003

RE: 2003 Title IX Forms Submission

School	Owensboro High School	Reviewed by	Gary Lawson
--------	-----------------------	-------------	-------------


The following is a status report regarding the required 2002 - 2003 Title IX submission of forms due in to the KHSAA office by April 15, 2003. Appropriate audit personnel have reviewed these forms and the following is a summary of this review.

I. Checklist of Forms properly submitted in a satisfactory manner:

✓	GE 19 (Annual Verification)	✓	T-35 (Budget Expenses)
✓	T-1 (Summary Program Chart 1)	✓	T-36 (Budget Expenses)
✓	T-2 (Summary Program Chart 2)	✓	T-41 (Checklist - Overall Interscholastic Program)
✓	T-3 (Summary Program Chart 3)	✓	T-60 (Corrective Action Plan)
✓	T-4 (Summary Program Chart 4)	✓	T-63 (Interscholastic Survey Results)

II. Status

A.	✓	2002 - 2003 Forms are satisfactory and no further information or action is necessary at this time.
B.		Errors have been noted with respect to the following forms and corrected copies are being returned to you for placement in your Title IX file to ensure proper submission in the future.
C.		The following forms were omitted and must be submitted by school representatives.
D.	✓	Other Recommendation and Comments: <ul style="list-style-type: none"> <li>All calculations appear to be correct and report data appears satisfactory at this time.</li> <li>Your Gender Equity Review Committee should meet at least once during the fall sports season, during the winter sports season, <b>and</b> during the spring sports season.</li> <li>It is also suggested by the KHSAA that each school have student representation on its Gender Equity Review Committee, and that they be active members of the Committee.</li> </ul>



**MEMORANDUM**

To: KHSAA Member School Superintendents, Principals, and Athletic Directors

From: Brigid L. DeVries, Commissioner  
Larry Boucher, Assistant Commissioner

Date: July 30, 2003

Re: 2003 Title IX Forms Submission

School	<u>Owensboro High</u>	Reviewed by	<u>GARY W. LAWSON</u>
--------	-----------------------	-------------	-----------------------


The following is a status report regarding the required 2002-2003 Title IX submission of forms which were due in to the KHSAA office by April 15, 2003. Appropriate audit personnel have reviewed these forms and the following is a summary of this review.

I. Checklist of Forms properly submitted in a satisfactory manner:

<input checked="" type="checkbox"/>	GE 19 (Annual Verification)	<input checked="" type="checkbox"/>	T-35 (Budget Expenses)
<input checked="" type="checkbox"/>	T-1 (Summary Program Chart 1)	<input checked="" type="checkbox"/>	T-36 (Budget Expenses)
<input checked="" type="checkbox"/>	T-2 (Summary Program Chart 2)	<input checked="" type="checkbox"/>	T-41 (Checklist - Overall Interscholastic Program)
<input checked="" type="checkbox"/>	T-3 (Summary Program Chart 3)	<input checked="" type="checkbox"/>	T-60 (Corrective Action Plan)
<input checked="" type="checkbox"/>	T-4 (Summary Program Chart 4)	<input checked="" type="checkbox"/>	T-63 (Interscholastic Survey Results)

II. Status

A.	<input checked="" type="checkbox"/>	2002-2003 Forms are satisfactory and no further information or action is necessary at this time.
B.		Errors have been noted with respect to the following forms and corrected copies are being returned to you for placement in your Title IX file to ensure proper submission in the future.
C.		The following forms were omitted and must be submitted by school representatives.
D.		Other Recommendation and Comments: <i>All calculations appear to be correct and report data appears satisfactory at this time. Your school schedule at least one Gender Equity Committee meeting during the fall sports season, one during the winter sports season and one during the spring sports season. It is also suggested by the K.H.S.A.A. that each school have student representation on its Gender Equity Committee.</i>



**MEMORANDUM**

To: KHSAA Member School Superintendents, Principals, and Athletic Directors

From: Brigid L. DeVries, Commissioner  
Larry Boucher, Assistant Commissioner

Date: July 30, 2003

Re: 2003 Title IX Forms Submission

School	Dwensboro High	Reviewed by	GARY W. LAWSON
--------	----------------	-------------	----------------

The following is a status report regarding the required 2002-2003 Title IX submission of forms which were due in to the KHSAA office by April 15, 2003. Appropriate audit personnel have reviewed these forms and the following is a summary of this review.

I. Checklist of Forms properly submitted in a satisfactory manner:

<input checked="" type="checkbox"/>	GE 19 (Annual Verification)	<input checked="" type="checkbox"/>	T-35 (Budget Expenses)
<input checked="" type="checkbox"/>	T-1 (Summary Program Chart 1)	<input checked="" type="checkbox"/>	T-36 (Budget Expenses)
<input checked="" type="checkbox"/>	T-2 (Summary Program Chart 2)	<input checked="" type="checkbox"/>	T-41 (Checklist - Overall Interscholastic Program)
<input checked="" type="checkbox"/>	T-3 (Summary Program Chart 3)	<input checked="" type="checkbox"/>	T-60 (Corrective Action Plan)
<input checked="" type="checkbox"/>	T-4 (Summary Program Chart 4)	<input checked="" type="checkbox"/>	T-63 (Interscholastic Survey Results)

II. Status

A.	<input checked="" type="checkbox"/>	2002-2003 Forms are satisfactory and no further information or action is necessary at this time.
B.	<input type="checkbox"/>	Errors have been noted with respect to the following forms and corrected copies are being returned to you for placement in your Title IX file to ensure proper submission in the future.
C.	<input type="checkbox"/>	The following forms were omitted and must be submitted by school representatives.
D.	<input type="checkbox"/>	Other Recommendation and Comments: All calculations appear to be correct and report data appears satisfactory at this time. Your school schedule at least one Gender Equity Committee meeting during the fall sports season, one during the winter sports season and one during the spring sports season. It is also suggested by the K.H.S.A.A. that each school have student representation on its Gender Equity Committee.



**2002-2003 KENTUCKY HIGH SCHOOL ATHLETIC ASSOCIATION  
ANNUAL VERIFICATION OF TITLE IX PROCEDURES  
(To be submitted by April 15, 2003 along with other required forms)**

The Owensboro High School, Owensboro, Kentucky  
(Name of High School) (City)

certifies to the Kentucky High School Athletic Association that the following is an accurate and true representation of the facts surrounding compliance with 20 U.S.C. Sections 1681-1688, et. Seq. (also known as Title IX)

**I certify the following provisions in accordance with records at the school contained in the permanent Title IX file, and to the best of my knowledge have completed the following tasks. (All boxes must be checked)**

- Established a gender equity committee at the high school. (list committee personnel and provide attachment if necessary)

Name	Address	Phone	Title
Anita Burnette	3445 Woodlane Dr.	(270) 729-9090	Principal
Joe Conway	1101 Booth Ave.	(270) 683-7557	Assistant Principal/A.D.
Bruce Mauzy	2518 Mayfair Dr.	(270) 683-1482	Parent-Girls Basketball
Mikie Underhill	937 Gardenside Dr.	(270) 926-4077	Parent-Boys/Girls Sports
Michelle Mayfield	3421 Royal Dr.	(270) 684-1991	Assistant YSC Director
Kim Haire	7520 Old Hwy. 81	(270) 785-0383	Bookkeeper
Diana Hunter	1923 Griffith Place E.	(270) 683-4254	Counselor/Girls Coach/Parent

- Scheduled a minimum of three meetings during the 2002-2003 school year on the following dates:

3/12/03

4/9/03

5/7/03

- Designated the following person(s) as the Title IX coordinator for the school/district:

Joe Conway                      Assistant Principal/A.D.    1101 Booth Ave.    (270) 683-7557

Name	Title	Address	Phone
------	-------	---------	-------

- School personnel are continuing to make periodic reviews of the boys and girls athletics program reflected in the Corrective Action Plan.

- In addition to the above information, the above referenced school maintains a complete permanent file relative to Title IX records including copies of the self-assessment audit, all corrective action plans, and other related materials.

Anita Burnette  
Principal's Signature

4/7/03 2003  
Date

Ken D. Peck  
Superintendent Signature

George S. Bell  
School Board Chairpersons' Signature

**2002-2003**  
**ACCOMMODATION OF INTERESTS AND ABILITIES**  
**SUMMARY PROGRAM CHART 1**

KHSAA  
 Form T1  
 Rev. 9/02

**Participation Opportunities Test One**

		(Column 1)	(Column 2)	(Column 3)	(Column 4)
	Program	Enrollment	Percentage of Total Enrollment	Number of Interscholastic Participants (double and triple count)	Percentage of Total Participation
Row 1	GIRLS	488	48.3%	189	36.4%
Row 2	BOYS	522	51.7%	330	63.6%
Row 3	Totals	1010	100%	519	100%

Instructions:

\*Number of 8<sup>th</sup> grade students & below used in Column 4 calculations if applicable: 66

- Determine the total number of girls enrolled, (place in Row 1, Column 1). Determine the total number of boys enrolled, (place in Row 2, Column 1).
- Add the total number of girls and boys enrolled to determine total enrollment, (place in Row 3, Column 1).
- Calculate the percentage of total enrollment that is female. (Divide Row 1, Column 1 by row 3, Column 1 and place in Row 1, Column 2.) Calculate the percentage of total enrollment that is male. (Divide Row 2, Column 1 by Row 3, Column 1 and place in Row 2, Column 2.) Note: Row 1, Column 2 plus Row 2, Column 2 should total 100%.
- Ask the head coaches to review the most updated eligibility or squad lists for their teams. Ask coaches to confirm the names of those individuals who are on the team as of the first **date of competition**, and cross out the names of those who were cut from the team or quit the team prior to the first competitive event. Determine the total number of interscholastic athletics participants that are girls, (and place in Row 1, Column 3). In order to determine the total number of athletics participants, an individual should be counted each time he or she participates on a team. For example, if Jane Doe competes on the varsity volleyball team, the junior varsity volleyball team, the junior varsity basketball team, and the varsity softball team, she should be counted as four participants (**do not include club or intramural sports participants, cheerleaders, dance teams, or pom squads**). Calculate the same way for boys and girls. \* In addition, should 8<sup>th</sup> grade students and below play on a Freshman, Junior Varsity, or Varsity team, they should also be counted for each team and sport on which they participate. If applicable, please asterisk the above notation as to how many 8<sup>th</sup> grade students & below are included in the totals. Using the same procedure, determine the total number of interscholastic athletic participants that are boys, (and place in Row 2, Column 3). Add Row 1, Column 3 plus Row 2, Column 3 to get total participants and place in Row 3, Column 3.
- Calculate the percentage of female participation. (Row 1, Column 3 divided by Row 3, Column 3 and place in Row 1, Column 4.) Calculate the percentage of male participation. (Row 2, Column 3 divided by Row 3, Column 3 and place in Row 2, Column 4.) Note: Row 1, Column 4 plus Row 2, Column 4 should total 100%.

Note: While being within three percent is not a formal compliance standard; if the percent listed in Row 1, Column 4 is within 3% of Row 1, Column 2, then it provides a good target within which compliance is likely.

Principal's Signature: *Andy Burnett* Date: 4/7/03

**2002-2003**  
**ACCOMMODATION OF INTERESTS AND ABILITIES**  
**SUMMARY PROGRAM CHART 2**

KHSAA  
Form T2  
Rev. 9/02

**Participation Opportunities Test Two**

			Column 1	Column 2	Column 3	Column 4	Column 5
Program			Number of Teams Currently Offered	Number of Participants	Number of Teams Added in Last Five Years	Number of Participants Added in Last Five Years	Percent of Total Participation By Sex Added in Last 5 Years
<b>GIRLS</b>	Row 1	varsity:	9	114	1	12	
	Row 2	j.v.:	4	65	1	12	
	Row 3	frosh:	2	10	1	5	
	Row 4	total:	15	189	3	29	15.3
<b>BOYS</b>	Row 5	varsity:	9	181	0	0	
	Row 6	j.v.:	4	93	0	0	
	Row 7	frosh:	3	56	0	0	
	Row 8	total:	16	330	0	0	0

- 1) For Column 1, list the number of interscholastic teams offered for girls and boys at each competitive level (varsity, junior varsity, and freshman). For girls, total each of the entries in Rows 1, 2, and 3 into Row 4. For boys, total Rows 5, 6, and 7 into Row 8.
- 2) For Column 2, list the number of participants at each level. For girls, total each of the entries in Rows 1, 2, and 3 into Row 4. For boys, total Rows 5, 6, and 7 into Row 8. **Note:** The totals in Row 4 for girls and in Row 8 for boys must be the same as the totals in Form T-1, Column 3, Rows 1 and 2 respectively.
- 3) For Column 3, list the number of interscholastic teams that have been added in the last five years at each competitive level. Count each team added during the 5 year period only one time. e.g. Girl's junior varsity soccer was added 3 years ago, count the team only once, not 3 times. For girls, total the entries in Rows 1, 2, and 3 into Row 4. For boys, total Rows 5, 6, and 7 into Row 8.
- 4) For Column 4, list the number of participants that are currently on each level of the teams that were added in the last five years. If a team was added previously but no longer exists, there are no current participants to be added for that team. For girls, total the entries in Rows 1, 2, and 3 into Row 4. For boys, total Rows 5, 6, and 7 into Row 8.
- 5) For Column 5, calculate the percentage of participants that have been added in the last five years. For girls, take the number in Column 4, Row 4 and divide by the number in Column 2, Row 4. For boys, take the number in Column 4, Row 8 and divide it by the number in Column 2, Row 8.

Note: If the percentage of current participants added in the last five years is 25% or greater, compliance with test two may be possible. If less than 25%, then compliance with test three should be analyzed. **CAUTION:** 25% is not a formal compliance standard.

Principal's Signature: Amie Burnett Date: 4/7/03

**2002-2003**  
**ACCOMMODATION OF INTERESTS AND ABILITIES**  
**SUMMARY PROGRAM CHART 3**

**Participation Opportunities Test Three**

For any question answered "YES" identify the respective sport(s).

	GIRLS (Yes / No)		BOYS (Yes / No)
1. For a sport not currently played at the interscholastic level (varsity, junior varsity, or freshman) in your school, is there an intramural team offered for that sport?	No		No
2. For a sport <u>not</u> currently offered in your interscholastic athletics program, is there sufficient interest to form a viable interscholastic team based on participation on an intramural team or community recreation teams?	No		No
3. For a sport <u>not</u> currently offered, is there sufficient interest to form a viable interscholastic team based on student responses from the interscholastic survey?	No		No
4. For a sport currently offered at the varsity level only, is there sufficient interest to form a viable team for a junior varsity, or freshman team that is not currently offered?	No		No
5. For a sport currently offered at the junior varsity or freshman level is there sufficient interest to form a varsity team not currently offered?	No		No
6. If you answered YES to question (1), (2), (3), (4), or (5), are there enough high schools in your geographic area offering the sport (at the appropriate level) to allow for the development of a reasonable schedule of competition?	No		No

Principal's Signature: Andi Burnett Date: 4/7/03



**2002-2003**  
**ACCOMODATION OF INTERESTS AND ABILITIES+**  
**SUMMARY PROGRAM CHART 4**

**Levels of Competition Test One**

		Column 1	Column 2	Column 3
Girls	Team Levels	Number of Teams Currently Offered	Number of Participants	Percentage of Participants at Each Level
Row 1	varsity:	9	114	60.3
Row 2	j.v.:	4	65	34.4
Row 3	frosh:	2	10	5.3
Row 4	total:	15	189	100%
<b>Boys</b>				
Row 5	varsity:	9	181	54.8
Row 6	j.v.:	4	93	28.2
Row 7	frosh:	3	56	17.0
Row 8	total:	16	330	100%

- 1) Column 1, list the number of interscholastic teams offered for girls and boys at each competitive level; varsity, junior varsity, and freshman. (Refer to Form T-2, Accommodation of Interests and Abilities, Summary Program Chart 2, Column 1.)
- 2) For Column 2, list the number of participants at each level. For girls, total the entries in Rows 1, 2, and 3 into Row 4. For boys, total the entries in Rows 5, 6, and 7 into Row 8. (Refer to Form T-2, Accommodation of Interests and Abilities, Summary Program Chart 2, Column 2.)
- 3) For Column 3, calculate the percentage of female and male participants at each level.  
For girls' varsity, junior varsity, and frosh, respectively:
  - Divide Column 2, Row 1 by Column 2, Row 4, and place the percentage in Column 3, Row 1.
  - Divide Column 2, Row 2 by Column 2, Row 4, and place the percentage in Column 3, Row 2.
  - Divide Column 2, Row 3 by Column 2, Row 4, and place the percentage in Column 3, Row 3.
  -
 For boys' varsity, junior varsity, and frosh, respectively:
  - Divide Column 2, Row 5 by Column 2, Row 8, and place the percentage in Column 3, Row 5.
  - Divide Column 2, Row 6 by Column 2, Row 8, and place the percentage in Column 3, Row 6.
  - Divide Column 2, Row 7 by Column 2, Row 8, and place the percentage in Column 3, Row 7.

Principal's Signature: Amber Burnett Date: 4/7/03

**2002-2003  
BUDGETED AND ACTUAL EXPENDITURES - PROGRAM COMPARISON CHART  
TO INCLUDE BOOSTER CLUB FUNDING**

	equipment and supplies		travel		awards		coaches' salaries (to include supplemental and extended employment)		facilities improvements		publications (if sport-specific)	
	B	E	B	E	B	E	B	E	B	E	B	E
G basketball	1500	2066.51	All	Travel	All	Sports	20482.08	20482.08	0	0	0	0
B basketball	2000	2757.15	to	Compete	2000	2550.56	24638.18	24638.18	0	0	0	0
G softball	1000	1495.64	Is paid	By the			15525.31	15525.31	0	0	0	0
B baseball	2500	4264.29	OBE				18395.55	18395.55	0	0	0	0
G cross country	200	0					6449.19	6449.19	0	0	0	0
B cross country	200	172.98					6240.24	6240.24	0	0	0	0
G golf	250	243.00					2600.10	2600.10	0	0	0	0
B golf	250	0					2600.10	2600.10	0	0	0	0
G soccer	1000	2441.38					10242.92	10242.92	0	0	0	0
B soccer	1000	1341.93					11295.95	11295.95	0	0	0	0
G swimming	400b&g	1374.05					3900.20	3900.20	0	0	0	0
B swimming	400b&g	Above					Above	Above	0	0	0	0

1. Budget and expenditures on this 2002-2003 year report due by April 15, 2003, should reflect the total monies budgeted and spent for the entire year of 2001-2002 ending June 30, 2002.
2. "B" is for budgeted dollar amounts and "E" is for actual dollar expenditures.
3. Booster Club Funding/Contributions must be included in the expenditures total.

**Principal's Signature:** *Paul Buntz* **Date:** 4/7/03

**2002-2003  
BUDGETED AND ACTUAL EXPENDITURES - PROGRAM COMPARISON CHART 2  
TO INCLUDE BOOSTER CLUB FUNDING**

Teams	equipment and supplies		travel		Awards		coaches' salaries (to include supplemental and extended employment)		facilities improvements		publications (if sport-specific)	
	B	E	B	E	B	E	B	E	B	E	B	E
G track	500	1474.37	All	Travel	All	Sports	6574.56	6574.56	0	0	0	0
B track	500	2202.05	To	Compete	2000	2550.56	6951.09	6951.09	0	0	0	0
G tennis	500	359.35	Is Paid	By the			6148.00	6148.00	0	0	0	0
B tennis	500	401.83	OBE				Above	Above	0	0	0	0
G volleyball	300	913.75					7183.10	7183.10	0	0	0	0
B wrestling									0	0	0	0
G (list sport)									0	0	0	0
B (football)	7500	11185					31951	31951	0	0	0	0
G (list sport)									0	0	0	0
B (list sport)									0	0	0	0

1. Budget and expenditures on this 2002-2003 year report due by April 15, 2003, should reflect the total monies budgeted and spent for the entire year of 2001-2002 ending June 30, 2002.
2. "B" is for budgeted dollar amounts and "E" is for actual dollar expenditures.
3. Booster Club Funding/Contributions must be included in the expenditures total.

Principal's Signature: Anita Burnett Date: 4/7/03



## 2002-2003 INTERSCHOLASTIC ATHLETICS SURVEY

### Summary of Student Responses

School Name: Owensboro High School

School Enrollment: 1010

Date: 3- 31-03

Completed By: Joe Conway

#### Instructions:

1. Summarize the Student Athletics Interest Surveys Form T-61 by listing the total number of responses on the line next to each sport.
2. Under the Other Category please provide a listing of the sports as well as the number of students who are interested in participating.
3. Please sign and date the Summary Form (T-63) and mail the Summary Form only to the KHSAA by April 15, 2003. Do not mail the student surveys (Form T-61). However, these Forms should be maintained in your files in the event they are requested subsequently.

964 Number of Surveys

761 Total Returned

4 Grades Surveyed

How Was The Survey Administered? All 5<sup>th</sup> Period Classes 3/25/03

(e.g. was it given in all English classes, or all home rooms, or advisee/advisor?)

#### Fall Sports (List Total Number of Participation Responses)

11 Cross Country (Girls)

17 Cross Country (Boys)

14 Field Hockey (Girls)

155 Football (Boys)

19 Golf (Girls)

41 Golf (Boys)

48 Soccer (Girls)

54 Soccer (Boys)

126 Volleyball (Girls)

48 Volleyball (Boys)

#### Winter Sport (List Total Number of Participation Responses)

64 Basketball (Girls)

128 Basketball (Boys)

68 Gymnastics (Girls)

33 Indoor Track (Girls)

33 Indoor Track (Boys)

48 Swimming & Diving (Girls)

42 Swimming & Diving (Boys)

38 Wrestling (Boys)

Spring Sport (List Total Number of Participation Responses)

- 103 Baseball (Boys)
- 56 Fast Pitch Softball (Girls)
- 57 Slow Pitch Softball (Girls)
- 59 Tennis (Girls)
- 33 Tennis (Boys)
- 50 Track (Girls)
- 82 Track (Boys)

Other Sports (From Student Survey T-61 Question 10)

Name of Sport	Number of Students Interested In Participating
<u>Hockey</u>	<u>11</u>
<u>Rugby</u>	<u>9</u>
<u>Lacrosse</u>	<u>8</u>
<u>Gymnastics</u>	<u>3</u>
_____	_____
_____	_____
_____	_____
_____	_____

Number of Students who participate in Intramural Sports.  
(From Student Survey T-61 Question 5)

Sport	Number
<u>Basketball</u>	<u>77</u>
<u>Bowling</u>	<u>39</u>
<u>Volleyball</u>	<u>54</u>
_____	_____
_____	_____
_____	_____

List Intramural Sports students are interested in adding:  
(From Student Survey T-61 Question 6)

Sport	Number
<u>Flag Football</u>	<u>38</u>
<u>Baseball</u>	<u>16</u>
<u>Ultimate Frisbee</u>	<u>15</u>
<u>Ping Pong</u>	<u>11</u>
<u>Softball</u>	<u>11</u>
<u>Tennis</u>	<u>11</u>



Participation in Non-School Sports Activities  
(From Student Survey T-61 Question 7)

<u>Sport</u>	<u>Number</u>
<u>Basketball</u>	<u>64</u>
<u>Soccer</u>	<u>32</u>
<u>Football</u>	<u>29</u>
<u>Softball</u>	<u>22</u>
<u>Bowling</u>	<u>13</u>

Reasons for not participating in interscholastic athletics.  
(From Survey Question 8)

<u>Response</u>	<u>Number</u>
<u>59</u> I prefer other activities such as band, chorus, etc.	
<u>164</u> I don't have time	
<u>33</u> The practice schedules and game times are inconvenient	
<u>29</u> The sport I like isn't offered	
<u>27</u> It's too expensive	
<u>35</u> I prefer to participate in club or intramural sports	
<u>115</u> Working	
<u>87</u> Other	

Student Suggestions to encourage participation

Advertise more/ make more announcements prior to try outs/ more pep rallies/ make it free/  
make it less expensive/ coaches work together to allow multi-athletic kids to play more than one  
sport/ improve facilities/ provide transportation home from practice/ more advertisement and  
recognition of athletic achievement

*Ash Burnett*  
Principal's Signature

4/7/03  
Date

School Name: Owensboro High School  
 School Year: 2002-2003  
 Principal's Signature: Arch Burnett  
 Date: 4/7/03

**2002-2003  
 TITLE IX  
 CORRECTIVE ACTION PLAN**

To complete this form, indicate the intended area which needs corrective action, the suggested change and time table for implementation. You may copy this form as needed. Please attach corrective action plans along with audit forms and submit by April 15, 2003.

ITEM FOR CORRECTION	SUGGESTED CHANGE	TIME TABLE FOR CORRECTIVE ACTION
Access to Facilities	Establish an athletic policy to address equal access to all facilities by females.	Incorporate into the OHS Athletic Policy as it is revised during the summer of 2003.
School Survey	Increase the school survey to include <u>all</u> students, not just a sample.	The Gender Equity Survey was completed on 3/25/03 and 3/26/03 during all 5 <sup>th</sup> period classes.
Increase participation of females in girls sports.	Become pro-active with clinics, camps, surveys and establishing freshman teams.	During the 2001-2002 school year, 157 girls participated in interscholastic sports. During 2002-2003, 189 girls participated which is a 20.4 % increase.
Girls Softball Facility	Aggressively pursue the community to pursue to provide an equal softball facility to that provided to baseball.	Beginning with the 2003 softball season the OHS Softball Team will practice and play games at a city softball complex.
Cheerleading Squad	Select two equal squads in ability level	The structure of two "equal ability" cheerleading squads will be changed, however, both girls and boys teams will receive equal level of support from cheerleaders.
Basketball Prime Time Games	Girls will play the second (prime time) game at home double headers. Work with athletic directors to schedule additional prime time games.	Four varsity basketball double headers were played during the 2002/03 season. Two were girl/boy and two were boy/girl. An equal number will continue to be scheduled each year.
Equal Access to Weight Room	Post time for girls' athletics to use weight room. Add schedule to athletic policy	The revision of the OHS Athletic Policy during the summer of 2003 will address weight room issues for girls athletic teams.
Adaptable weight equipment for females	Purchase lighter bars for female use in school weight room.	The 2003-04 athletic budget will include an allocation for additional lighter weight equipment appropriate for girls.

\* An explanation (status report) is needed for all areas identified previously as items for correction as well as all areas currently identified as items for correction. This form shall be typed.

Principal's Signature: Arch Burnett

Date: 4/7/03

# Owensboro High School

1800 FREDERICA STREET

OWENSBORO, KENTUCKY 42301

PHONE (270) 686-1110  
FAX (270) 686-1019

*Principal*  
Anita Burnette

*Assistant Principals*  
Joe Conway  
Scot French  
Elaine Winstead

*Administrative Assistant*  
Melissa Brown



*Guidance Counselors*  
Michael Hensley  
Diana Hunter  
Agnes Mayberry

*Athletic Director*  
Joe Conway

APR 10 2003

April 9, 2003

Ms. Brigid DeVries, Commissioner  
Kentucky High School Athletic Association  
2280 Executive Drive  
Lexington, Kentucky 40505

Dear Commissioner DeVries,

Enclosed please find the Owensboro High School Title IX 2002-2003 Annual Report. The report was reviewed by our Gender Equity Committee on April 9, 2003.

Coaching salaries in the district on this report were based on a percentage applied to the base salary of a teaching rank. The increment schedule for the district now allocates a specified amount for each coaching position, which is added to the instructional salary of the coach. The effect is identical coaching salaries for similar positions in both girls and boys sports. The girls and boys varsity basketball coaches, for example, are currently receiving an identical coaching increment. Formerly, a coach with a higher instructional teaching rank would receive a higher coaching salary.

As a new Athletic Director I wanted to see how long it took one person to hand count and tabulate the data required on the Student Summary Form. The time involved was three eight-hour days. Is there not a way to structure the Student Survey so that it could be scored on a Scantron or some other more efficient method?

We will be happy to answer any questions you may have regarding information in the report and look forward to working to assure gender equity in every athletic program at Owensboro High School.

Sincerely,

Joe Conway, Assistant Principal/Athletic Director

*A Tradition of Excellence*

Equal Education and Employment Opportunities M/F/D