



Kentucky High School Athletic Association

2280 Executive Drive ° Lexington, KY 40505 ° www.khsaa.org ° (859)299-5472 (859)293-5999 (fax)

To: Superintendent, Principal, and Athletic Director

From: Brigid L. DeVries, Commissioner
Larry Boucher, Assistant Commissioner *LB*


Date: June 20, 2003

Subject: 2002-2003 Annual Report Forms Submission

School: Perry County Central High School

Enclosed please find a copy of Form T-65, The 2002-2003 Annual Report Forms Checklist. In addition, you may find an attachment with corrected copies of the forms submitted by your school personnel. Please review this information so the forms can be completed accurately in the future. Also, KHSAA Audit Staff may have requested a re-submission of some of the 2002-2003 Annual Report Forms or need additional information on your athletic programs. Please submit this information by the date requested if this is applicable. Copies and all KHSAA Title IX documents must be kept current and included in your permanent Title IX File at the school. All documents are subject to Open Records Requests.

Should you need any further information, please do not hesitate to call anytime.



MEMORANDUM

TO: KHSAA Member School Superintendents, Principals, and Athletic Directors

FROM: Brigid L. DeVries, Commissioner
Larry Boucher, Executive Assistant Commissioner *LB*

DATE: May 6, 2003

RE: 2003 Title IX Forms Submission

School	Perry County Central High School	Reviewed by	Gary W. Lawson
--------	----------------------------------	-------------	----------------


The following is a status report regarding the required 2002 - 2003 Title IX submission of forms due in to the KHSAA office by April 15, 2003. Appropriate audit personnel have reviewed these forms and the following is a summary of this review.

I. Checklist of Forms properly submitted in a satisfactory manner:

✓	GE 19 (Annual Verification)	✓	T-35 (Budget Expenses)
✓	T-1 (Summary Program Chart 1)	✓	T-36 (Budget Expenses)
✓	T-2 (Summary Program Chart 2)	✓	T-41 (Checklist - Overall Interscholastic Program)
✓	T-3 (Summary Program Chart 3)	✓	T-60 (Corrective Action Plan)
✓	T-4 (Summary Program Chart 4)	✓	T-63 (Interscholastic Survey Results)

II. Status

A.	✓	2002 - 2003 Forms are satisfactory and no further information or action is necessary at this time.
B.		Errors have been noted with respect to the following forms and corrected copies are being returned to you for placement in your Title IX file to ensure proper submission in the future.
C.		The following forms were omitted and must be submitted by school representatives.
D.		Other Recommendation and Comments: All calculations appear to be correct. School is to be commended for accuracy. A suggestion would be that school personnel closely monitor athletic spending for equity. Have a good summer.



MEMORANDUM

To: KHSAA Member School Superintendents, Principals, and Athletic Directors

From: Brigid L. DeVries, Commissioner
Larry Boucher, Assistant Commissioner

Date: May 6, 2003

Re: 2003 Title IX Forms Submission

School	<u>Perry County Central</u>	Reviewed by	<u>GARY W. LAWSON</u>
--------	-----------------------------	-------------	-----------------------


The following is a status report regarding the required 2002-2003 Title IX submission of forms which were due in to the KHSAA office by April 15, 2003. Appropriate audit personnel have reviewed these forms and the following is a summary of this review.

I. Checklist of Forms properly submitted in a satisfactory manner:

<input checked="" type="checkbox"/>	GE 19 (Annual Verification)	<input checked="" type="checkbox"/>	T-35 (Budget Expenses)
<input checked="" type="checkbox"/>	T-1 (Summary Program Chart 1)	<input checked="" type="checkbox"/>	T-36 (Budget Expenses)
<input checked="" type="checkbox"/>	T-2 (Summary Program Chart 2)	<input checked="" type="checkbox"/>	T-41 (Checklist – Overall Interscholastic Program)
<input checked="" type="checkbox"/>	T-3 (Summary Program Chart 3)	<input checked="" type="checkbox"/>	T-60 (Corrective Action Plan)
<input checked="" type="checkbox"/>	T-4 (Summary Program Chart 4)	<input checked="" type="checkbox"/>	T-63 (Interscholastic Survey Results)

II. Status

A.	<input checked="" type="checkbox"/>	2002-2003 Forms are satisfactory and no further information or action is necessary at this time.
B.		Errors have been noted with respect to the following forms and corrected copies are being returned to you for placement in your Title IX file to ensure proper submission in the future.
C.		The following forms were omitted and must be submitted by school representatives.
D.		Other Recommendation and Comments: <i>all calculations appear to be correct. School is to be commended for accuracy. A suggestion would be that school closely monitor athletic spending for equity. Have a great summer.</i>



MEMORANDUM

To: KHSAA Member School Superintendents, Principals, and Athletic Directors

From: Brigid L. DeVries, Commissioner
Larry Boucher, Assistant Commissioner

Date: May 6, 2003

Re: 2003 Title IX Forms Submission

School	<u>Perry County Central</u>	Reviewed by	<u>GARY W. LAWSON</u>
--------	-----------------------------	-------------	-----------------------

The following is a status report regarding the required 2002-2003 Title IX submission of forms which were due in to the KHSAA office by April 15, 2003. Appropriate audit personnel have reviewed these forms and the following is a summary of this review.

I. Checklist of Forms properly submitted in a satisfactory manner:

<input checked="" type="checkbox"/>	GE 19 (Annual Verification)	<input checked="" type="checkbox"/>	T-35 (Budget Expenses)
<input checked="" type="checkbox"/>	T-1 (Summary Program Chart 1)	<input checked="" type="checkbox"/>	T-36 (Budget Expenses)
<input checked="" type="checkbox"/>	T-2 (Summary Program Chart 2)	<input checked="" type="checkbox"/>	T-41 (Checklist - Overall Interscholastic Program)
<input checked="" type="checkbox"/>	T-3 (Summary Program Chart 3)	<input checked="" type="checkbox"/>	T-60 (Corrective Action Plan)
<input checked="" type="checkbox"/>	T-4 (Summary Program Chart 4)	<input checked="" type="checkbox"/>	T-63 (Interscholastic Survey Results)

II. Status

A.	<input checked="" type="checkbox"/>	2002-2003 Forms are satisfactory and no further information or action is necessary at this time.
B.		Errors have been noted with respect to the following forms and corrected copies are being returned to you for placement in your Title IX file to ensure proper submission in the future.
C.		The following forms were omitted and must be submitted by school representatives.
D.		Other Recommendation and Comments: <i>all calculations appear to be correct. School is to be commended for accuracy. A suggestion would be that school closely monitor athletic spending for equity. Have a great summer.</i>



Kentucky High School Athletic Association

APR 17 2003

KHSAA Form GE19 Rev. 9/02

2002-2003 KENTUCKY HIGH SCHOOL ATHLETIC ASSOCIATION ANNUAL VERIFICATION OF TITLE IX PROCEDURES

(To be submitted by April 15, 2003 along with other required forms)

The PERRY Co. CENTRAL High School, HAZARD, Kentucky

certifies to the Kentucky High School Athletic Association that the following is an accurate and true representation of the facts surrounding compliance with 20 U.S.C. Sections 1681-1688, et. Seq. (also known as Title IX)

I certify the following provisions in accordance with records at the school contained in the permanent Title IX file, and to the best of my knowledge have completed the following tasks. (All boxes must be checked)

Established a gender equity committee at the high school. (list committee personnel and provide attachment if necessary)

Table with 4 columns: Name, Address, Phone, Title. Lists committee members like LRA J. COMBS, DON STACY, WANDA BROWN, etc.

Scheduled a minimum of three meetings during the 2002-2003 school year on the following dates:

- FEB. 27th - 1st
APRIL 15th - 2nd
APRIL 11th - 3rd (ANNUAL FACILITY EVALUATION)

Designated the following person(s) as the Title IX coordinator for the school/district:

Table with 4 columns: Name, Title, Address, Phone. Lists Don Stacy as DIST. TITLE IX COORDINATOR PERRY Co. SCHOOLS.

School personnel are continuing to make periodic reviews of the boys and girls athletics program reflected in the Corrective Action Plan.

In addition to the above information, the above referenced school maintains a complete permanent file relative to Title IX records including copies of the self-assessment audit, all corrective action plans, and other related materials.

Principal's Signature (Handwritten signature)

Date 4-14 2003

Superintendent Signature (Handwritten signature)

School Board Chairpersons' Signature (Handwritten signature)

(Send original copy to KHSAA - Maintain duplicate in Title IX school folder)

2002-2003
ACCOMMODATION OF INTERESTS AND ABILITIES
SUMMARY PROGRAM CHART 1

KHSAA
 Form T1
 Rev. 9/02

Participation Opportunities Test One


		(Column 1)	(Column 2)	(Column 3)	(Column 4)
	Program	Enrollment	Percentage of Total Enrollment	Number of Interscholastic Participants (double and triple count)	Percentage of Total Participation
Row 1	GIRLS	485	46.5	122	37.4
Row 2	BOYS	559	53.5	204	62.6
Row 3	Totals	1044	100%	326	100%

Instructions:

*Number of 8th grade students & below used in Column 4 calculations if applicable: 11

- 1) Determine the total number of girls enrolled, (place in Row 1, Column 1). Determine the total number of boys enrolled, (place in Row 2, Column 1).
- 2) Add the total number of girls and boys enrolled to determine total enrollment, (place in Row 3, Column 1).
- 3) Calculate the percentage of total enrollment that is female. (Divide Row 1, Column 1 by row 3, Column 1 and place in Row 1, Column 2.) Calculate the percentage of total enrollment that is male. (Divide Row 2, Column 1 by Row 3, Column 1 and place in Row 2, Column 2.) Note: Row 1, Column 2 plus Row 2, Column 2 should total 100%.
- 4) Ask the head coaches to review the most updated eligibility or squad lists for their teams. Ask coaches to confirm the names of those individuals who are on the team as of the first **date of competition**, and cross out the names of those who were cut from the team or quit the team prior to the first competitive event. Determine the total number of interscholastic athletics participants that are girls, (and place in Row 1, Column 3). In order to determine the total number of athletics participants, an individual should be counted each time he or she participates on a team. For example, if Jane Doe competes on the varsity volleyball team, the junior varsity volleyball team, the junior varsity basketball team, and the varsity softball team, she should be counted as four participants (**do not include club or intramural sports participants, cheerleaders, dance teams, or pom squads**). Calculate the same way for boys and girls. * In addition, should 8th grade students and below play on a Freshman, Junior Varsity, or Varsity team, they should also be counted for each team and sport on which they participate. If applicable, please asterisk the above notation as to how many 8th grade students & below are included in the totals. Using the same procedure, determine the total number of interscholastic athletic participants that are boys, (and place in Row 2, Column 3). Add Row 1, Column 3 plus Row 2, Column 3 to get total participants and place in Row 3, Column 3.
- 5) Calculate the percentage of female participation. (Row 1, Column 3 divided by Row 3, Column 3 and place in Row 1, Column 4.) Calculate the percentage of male participation. (Row 2, Column 3 divided by Row 3, Column 3 and place in Row 2, Column 4.) Note: Row 1, Column 4 plus Row 2, Column 4 should total 100%.

Note: While being within three percent is not a formal compliance standard; if the percent listed in Row 1, Column 4 is within 3% of Row 1, Column 2, then it provides a good target within which compliance is likely.

Principal's Signature:  Date: 4/14/03

**ACCOMMODATION OF INTERESTS AND ABILITIES
SUMMARY PROGRAM CHART 2**

Participation Opportunities Test Two

			Column 1	Column 2	Column 3	Column 4	Column 5
Program			Number of Teams Currently Offered	Number of Participants	Number of Teams Added in Last Five Years	Number of Participants Added in Last Five Years	Percent of Total Participation By Sex Added in Last 5 Years
GIRLS	Row 1	varsity:	6	80	2	24	19.7
	Row 2	j.v.:	4	34	1	15	12.3
	Row 3	frosh:	2	8	-	-	0
	Row 4	total:	12	122	3	39	32.0
BOYS	Row 5	varsity:	7	132	1	23	11.3
	Row 6	j.v.:	5	58	1	15	7.4
	Row 7	frosh:	3	14	-	-	0
	Row 8	total:	15	204	2	38	18.7

- 1) For Column 1, list the number of interscholastic teams offered for girls and boys at each competitive level (varsity, junior varsity, and freshman). For girls, total each of the entries in Rows 1, 2, and 3 into Row 4. For boys, total Rows 5, 6, and 7 into Row 8.
- 2) For Column 2, list the number of participants at each level. For girls, total each of the entries in Rows 1, 2, and 3 into Row 4. For boys, total Rows 5, 6, and 7 into Row 8. **Note:** The totals in Row 4 for girls and in Row 8 for boys must be the same as the totals in Form T-1, Column 3, Rows 1 and 2 respectively.
- 3) For Column 3, list the number of interscholastic teams that have been added in the last five years at each competitive level. Count each team added during the 5 year period only one time. e.g. Girl's junior varsity soccer was added 3 years ago, count the team only once, not 3 times. For girls, total the entries in Rows 1, 2, and 3 into Row 4. For boys, total Rows 5, 6, and 7 into Row 8.
- 4) For Column 4, list the number of participants that are currently on each level of the teams that were added in the last five years. If a team was added previously but no longer exists, there are no current participants to be added for that team. For girls, total the entries in Rows 1, 2, and 3 into Row 4. For boys, total Rows 5, 6, and 7 into Row 8.
- 5) For Column 5, calculate the percentage of participants that have been added in the last five years. For girls, take the number in Column 4, Row 4 and divide by the number in Column 2, Row 4. For boys, take the number in Column 4, Row 8 and divide it by the number in Column 2, Row 8.

Note: If the percentage of current participants added in the last five years is 25% or greater, compliance with test two may be possible. If less than 25%, then compliance with test three should be analyzed. **CAUTION:** 25% is not a formal compliance standard.

Principal's Signature:  Date: 4/14/03

2002-2003
ACCOMMODATION OF INTERESTS AND ABILITIES
SUMMARY PROGRAM CHART 3

Participation Opportunities Test Three

For any question answered "YES" identify the respective sport(s).

	GIRLS (Yes / No)		BOYS (Yes / No)
1. For a sport not currently played at the interscholastic level (varsity, junior varsity, or freshman) in your school, is there an intramural team offered for that sport?	NO		NO
2. For a sport <u>not</u> currently offered in your interscholastic athletics program, is there sufficient interest to form a viable interscholastic team based on participation on an intramural team or community recreation teams?	NO		NO
3. For a sport <u>not</u> currently offered, is there sufficient interest to form a viable interscholastic team based on student responses from the interscholastic survey?	NO		NO
4. For a sport currently offered at the varsity level only, is there sufficient interest to form a viable team for a junior varsity, or freshman team that is not currently offered?	NO		NO
5. For a sport currently offered at the junior varsity or freshman level is there sufficient interest to form a varsity team not currently offered?	NO		NO
6. If you answered YES to question (1), (2), (3), (4), or (5), are there enough high schools in your geographic area offering the sport (at the appropriate level) to allow for the development of a reasonable schedule of competition?	N/A		N/A

Principal's Signature: *Decker Carl* Date: 4/14/03

2002-2003
ACCOMODATION OF INTERESTS AND ABILITIES+
SUMMARY PROGRAM CHART 4

Levels of Competition Test One

		Column 1	Column 2	Column 3
Girls	Team Levels	Number of Teams Currently Offered	Number of Participants	Percentage of Participants at Each Level
Row 1	varsity:	6	80	65.6
Row 2	j.v.:	4	34	27.9
Row 3	frosh:	2	8	6.5
Row 4	total:	12	122	100%
Boys				
Row 5	varsity:	7	132	64.7
Row 6	j.v.:	5	58	28.4
Row 7	frosh:	3	14	6.9
Row 8	total:	15	204	100%

- 1) Column 1, list the number of interscholastic teams offered for girls and boys at each competitive level; varsity, junior varsity, and freshman. (Refer to Form T-2, Accommodation of Interests and Abilities, Summary Program Chart 2, Column 1.)
- 2) For Column 2, list the number of participants at each level. For girls, total the entries in Rows 1, 2, and 3 into Row 4. For boys, total the entries in Rows 5, 6, and 7 into Row 8. (Refer to Form T-2, Accommodation of Interests and Abilities, Summary Program Chart 2, Column 2.)
- 3) For Column 3, calculate the percentage of female and male participants at each level.
For girls' varsity, junior varsity, and frosh, respectively:
 - Divide Column 2, Row 1 by Column 2, Row 4, and place the percentage in Column 3, Row 1.
 - Divide Column 2, Row 2 by Column 2, Row 4, and place the percentage in Column 3, Row 2.
 - Divide Column 2, Row 3 by Column 2, Row 4, and place the percentage in Column 3, Row 3.
 -
 For boys' varsity, junior varsity, and frosh, respectively:
 - Divide Column 2, Row 5 by Column 2, Row 8, and place the percentage in Column 3, Row 5.
 - Divide Column 2, Row 6 by Column 2, Row 8, and place the percentage in Column 3, Row 6.
 - Divide Column 2, Row 7 by Column 2, Row 8, and place the percentage in Column 3, Row 7.

Principal's Signature:  Date: 4/14/03

2002-2003 KHSAA TITLE IX ATHLETICS AUDIT

KHSAA
Form T41
Rev. 9/02

Checklist - Overall Interscholastic Athletics Program

Areas of Compliance	ADVANTAGE TO (Respond based on Internal Evaluation by checking the appropriate column.)		
	GIRLS' PROGRAM	BOYS' PROGRAM	NEITHER PROGRAM
OPPORTUNITIES			
Accommodation of Interest and Abilities			
BENEFITS	GIRLS' PROGRAM	BOYS' PROGRAM	NEITHER PROGRAM
Equipment and Supplies			✓
Scheduling of Games and Practice Time			✓
Travel and Per Diem Allowances			✓
Coaching			✓
Locker Rooms, Practice and Competitive Facilities			✓
Medical and Training Facilities and Services			✓
Publicity			✓
Support Services			✓
Athletic Scholarships			✓
Tutoring			✓
Housing and Dining Facilities and Services			✓
Recruitment of Student Athletes			✓

Principal's Signature:  Date: 4/19/03

2002-2003 INTERSCHOLASTIC ATHLETICS STUDENT SURVEY

KHSAA
Form T61
Rev. 9/02

1. Is the School District offering the interscholastic sport(s) you want to play?

239 Yes

19 No, I want to play _____

118 I am not interested in athletics

124 - RETURNED SURVEYS BLANK

2. During the **fall season**, which interscholastic sport would you like to play?

57 Football

24 Girls' Volleyball

5 Boys' Volleyball

14 Boys' Cross-Country

4 Girls' Cross-Country

1 Girls' Field Hockey

9 Boys' Golf

4 Girls' Golf

15 Boys' Soccer

24 Girls' Soccer

57 I would not participate

3. During the **winter season**, which interscholastic sport would you like to play?

46 Boys' Basketball

15 Girls' Basketball

1 Boys' Swimming & Diving

20 Girls' Swimming & Diving

9 Boys' Wrestling

17 Girls' Gymnastics

5 Boys' and Girls' Indoor Track

54 I would not participate

4. During the **spring season**, which interscholastic sport would you like to play?

14 Boys' Track

3 Girls' Track

31 Girls' Tennis

1 Boys' Tennis

8 Girls' Slow Pitch Softball

11 Girls' Fast Pitch Softball

28 Boys' Baseball

56 I would not participate

5. Do you participate in intramural sports? If you do, which sports(s)?

16 Yes POWDER PUFF GIRLS TOUCH FOOTBALL

113 No

6. Which intramural sports, if any, would you like to see added?

7. Do you participate in non-school sport activities? If you do, which sport(s)?

26 Yes AAU BASKETBALL - CHURCH LEAGUE B-BALL - BABE RUTH BASEBALL
41 No

8. Are you currently participating in interscholastic athletics during any season?

61 Yes

61 No Why don't you participate in interscholastic athletics?

5 I prefer other activities such as band, chorus, etc.

21 I don't have time

6 The practice schedules and game times are inconvenient

2 The sport I like isn't offered

5 It's too expensive

1 I prefer to participate in club or intramural sports

11 Working

10 Other

7- NO TRANSPORTATION 5- TOO LAZY 4- TAKES TOO MUCH TIME TO PLAY SPORTS

9. Do you have any suggestions to encourage participation?

7- RUN ACTIVITIES BUSES TO + FROM PRACTICE SITES
5- LET STUDENTS PRACTICE DURING SCHOOL DAY
4- HIRE DIFFERENT COACHES

10. Please list OTHER SPORTS you are interested in participating in and the sports season.

Sport

Season

LACROSSE - 6

FALL

PING PONG - 3

-

BOXING - 4

ALL YEAR

COCK FIGHTING - 3

WINTER - TEAM SPORT

ICE HOCKEY - 2

WINTER

Optional

Name: _____

Age: _____

Male: _____ Female _____



2002-2003 INTERSCHOLASTIC ATHLETICS SURVEY

Summary of Student Responses

School Name: PERRY CO. CENTRAL
School Enrollment: 1044 - 201 SR's / 843 UNDER CLASSEMEN
Date: 4-9-2003
Completed By: J. D. Combs - A.D.

Instructions:

- 1. Summarize the Student Athletics Interest Surveys Form T-61 by listing the total number of responses on the line next to each sport.
2. Under the Other Category please provide a listing of the sports as well as the number of students who are interested in participating.
3. Please sign and date the Summary Form (T-63) and mail the Summary Form only to the KHSAA by April 15, 2003.

Note: 687 Number of Surveys 239 - YES - DIST. OFFERING WHAT THEY WANT
App 150 672 Total Returned 19 - NO - REFER TO #10 ON SURVEY
ABSENT, 9-11 Grades Surveyed 118 - NOT INTERESTED
FIELD TRIP, 124 - RETURNED BLANK SHEET
ETC How Was The Survey Administered? HOMEROOM / A.A. - ACADEMIC ADVISOR PERIOD
(e.g. was it given in all English classes, or all home rooms, or advisee/advisor?)

Fall Sports (List Total Number of Participation Responses)

- 4 Cross Country (Girls)
14 Cross Country (Boys)
1 Field Hockey (Girls)
57 Football (Boys)
4 Golf (Girls)
9 Golf (Boys)
24 Soccer (Girls)
16 Soccer (Boys)
24 Volleyball (Girls)
5 Volleyball (Boys)

Winter Sport (List Total Number of Participation Responses)

- 15 Basketball (Girls)
46 Basketball (Boys)
17 Gymnastics (Girls)
5 Indoor Track (Girls)
5 Indoor Track (Boys)
20 Swimming & Diving (Girls)
1 Swimming & Diving (Boys)
9 Wrestling (Boys)

Spring Sport (List Total Number of Participation Responses)

28 Baseball (Boys)
19 Fast Pitch Softball (Girls)
7 Slow Pitch Softball (Girls)
29 Tennis (Girls)
1 Tennis (Boys)
3 Track (Girls)
14 Track (Boys)

Other Sports (From Student Survey T-61 Question 10)

Name of Sport	Number of Students Interested In Participating
LACROSSE	6
PING PONG	3
BOXING	4
ICE HOCKEY	2
ROGBY	1
COCK FIGHTING	3

Number of Students who participate in Intramural Sports.
(From Student Survey T-61 Question 5)

Sport	Number
POWDER PUFF FOOTBALL	16

List Intramural Sports students are interested in adding:
(From Student Survey T-61 Question 6)

Sport	Number
N-A	

Participation in Non-School Sports Activities
 (From Student Survey T-61 Question 7)

Sport	Number
CHURCH - IND. LEAGUE B-BALL	26

Reasons for not participating in interscholastic athletics.
 (From Survey Question 8)

Response	Number
5 I prefer other activities such as band, chorus, etc.	5
21 I don't have time	21
6 The practice schedules and game times are inconvenient	6
2 The sport I like isn't offered	2
5 It's too expensive	5
1 I prefer to participate in club or intramural sports	1
11 Working	11
10 Other	10
7- NO TRANSPORTATION / 5- TOO LAZY / 4- TAKES TOO MUCH TIME TO PLAY	

Student Suggestions to encourage participation

- 7- RUN ACTIVITY BUSES TO AND FROM PRACTICE & GAME SITES
- 5- LET STUDENT'S PRACTICE DURING SCHOOL DAY
- 4- HIRE DIFFERENT COACHS

Robert Clark

 Principal's Signature

4/16/04

 Date

School Name: PERKY Co. CENTRAL
 School Year: 2002-03
 Signature: [Signature]
 Date: 4-14-2003

TITLE IX
CORRECTIVE ACTION PLAN

To utilize this form indicate the intended area which needs corrective action and the suggested change time table for implementation. You may copy this form as needed. Please attach corrective action plans along with audit forms and submit by April 15, 2003

ITEM FOR CORRECTION	SUGGESTED CHANGE	TIME TABLE FOR CORRECTIVE ACTION
#- SOCCER (Boys + GIRLS)	TIME LINE FOR COMPLETION OF NEW SOCCER COMPLEX	SOPT. HAS INFORMED A.D. THAT DUE TO BUDGET REDUCTIONS FROM FRANKFORT - SOCCER COMPLEX COMPETITION DATE MUST BE MOVED TO FALL OF 2005-06 SCHOOL YEAR
#- VOLLEY BALL	TRANSPORTATION OF STUDENT ATHLETE'S FROM SCHOOL TO GYM LOCATED 1/4 1/4 MILE FROM SCHOOL CAMPUS.	FALL 2003 - "NOTE" TITLE IX DIST. CO. COORDINATOR NOTIFIED COMMITTEE IF THIS DID NOT BRING PROGRAM INTO COMPLIANCE TO MAKE PROGRAM TO BE ADD MAKE ADJUSTMENT'S FOR VOLLEY BALL PROGRAM.
#- FOOTBALL	RENOVATE + ENLARGE GRANDSTANDS	FALL 2005

* An explanation (status report) is needed for all areas identified previously as items for correction as well as all areas currently identified as items for correction.

**2002-2003
BUDGETED AND ACTUAL EXPENDITURES - PROGRAM COMPARISON CHART
TO INCLUDE BOOSTER CLUB FUNDING**

	equipment and supplies		travel		awards		coaches' salaries (to include supplemental and extended employment)		facilities improvements		publications (if sport-specific)	
	B	E	B	E	B	E	B	E	B	E	B	E
G basketball	\$3385.00	\$6073.70	\$2,000.00	\$4412.46	\$500.00	\$1195.30	\$8,700.00					
B basketball	\$385.00	\$1925.21	\$0.00	\$18592.51	\$1500.00	\$2550.80	\$8,700.00					
G softball	\$918.00	\$1032.80	\$300.00	\$809.71	\$200.00	\$202.50	\$1,000.00					
B baseball	\$918.00	\$4352.32	\$300.00	\$2270.60	\$200.00	\$0.00	\$2,000.00					
G cross country	\$205.00	\$1145.54	\$100.00	\$1097.97	\$100.00	\$275.30	\$750.00					
B cross country	\$205.00	\$1145.54	\$100.00	\$1097.97	\$100.00	\$275.30	\$750.00					
G golf	X	X	X	X	X	X	X	X	X	X	X	X
B golf	X	X	X	X	X	X	X	X	X	X	X	X
G soccer	\$408.00	\$1409.14	\$100.00	\$1259.10	\$100.00	\$216.75	\$2,000.00					
B soccer	\$408.00	\$1409.14	\$100.00	\$1259.10	\$100.00	\$216.75	\$2,000.00					
G swimming	X	X	X	X	X	X	X	X	X	X	X	X
B swimming	X	X	X	X	X	X	X	X	X	X	X	X

- Budget and expenditures on this 2002-2003 year report due by April 15, 2003, should reflect the total monies budgeted and spent for the entire year of 2001-2002 ending June 30, 2002.
- "B" is for budgeted dollar amounts and "E" is for actual dollar expenditures.
- Booster Club Funding/Contributions must be included in the expenditures total.

Principal's Signature: *Decker* Date: 9/14/02

2002-2003
BUDGETED AND ACTUAL EXPENDITURES - PROGRAM COMPARISON CHART 2
TO INCLUDE BOOSTER CLUB FUNDING

Teams	equipment and supplies		travel		awards		coaches' salaries (to include supplemental and extended employment)	facilities improvements		publications (if sport-specific)	
	B	E	B	E	B	E		B	E	B	E
G track	\$205.00	\$20.64	\$100.00	\$337.12	\$100.00	\$36.00	\$750.00			B	E
B track	\$205.00	\$20.64	\$100.00	\$337.12	\$100.00	\$36.00	\$750.00				
G tennis	X	X	X	X	X	X	X	X	X	X	X
B tennis	X	X	X	X	X	X	X	X	X	X	X
G volleyball	\$88.00	\$2454.91	\$100.00	\$1886.79	\$200.00	\$867.95	\$2,000.00				
B wrestling	\$258.00	\$487.59	\$200.00	\$932.68	\$150.00	\$1,300.00					
G (list sport)	X	X	X	X	X	X	X	X	X	X	X
B (football)	\$4000.00	\$30245.41	\$2000.00	\$1920.38	\$885.00	\$1326.41	\$8,700.00				
G (list sport)	X	X	X	X	X	X	X	X	X	X	X
B (list sport)	X	X	X	X	X	X	X	X	X	X	X

- Budget and expenditures on this 2002-2003 year report due by April 15, 2003, should reflect the total monies budgeted and spent for the entire year of 2001-2002 ending June 30, 2002.
- "B" is for budgeted dollar amounts and "E" is for actual dollar expenditures.
- Booster Club Funding/Contributions must be included in the expenditures total.

Principal's Signature: _____

[Handwritten Signature]

Date: _____

4/14/03

BOOSTER CLUB CONTRIBUTIONS TO PROGRAMS

FOOTBALL.....\$12,516.44
BOARD GAVE FOOTBALL ACCOUNT \$19934.39 TO HELP
ACCOUNT OOUT OF THE RED DUE TO THE LOSS OF THE
HEAD COACH.

BOYS BASKETBALL.....\$40,753.50

GIRLS BASKETBALL.....\$20,484.75

WRESTLING.....\$900.17

VOLLEYBALL.....\$7821.67

CROSS COUNTRY(BOYS).....\$3180.95

CROSS COUNTRY(GIRLS).....\$3180.95

BASEBALL.....\$7643.16

SOFTBALL.....\$810.51

SOCCER(BOYS).....\$2697.05

SOCCER(GIRLS).....\$2697.05