



Kentucky High School Athletic Association

2280 Executive Drive ° Lexington, KY 40505 ° www.khsaa.org ° (859)299-5472 (859)293-5999 (fax)

To: Superintendent, Principal, and Athletic Director

From: Brigid L. DeVries, Commissioner
Larry Boucher, Assistant Commissioner *LB*


Date: June 20, 2003

Subject: 2002-2003 Annual Report Forms Submission

School: Union County High School

Enclosed please find a copy of Form T-65, The 2002-2003 Annual Report Forms Checklist. In addition, you may find an attachment with corrected copies of the forms submitted by your school personnel. Please review this information so the forms can be completed accurately in the future. Also, KHSAA Audit Staff may have requested a re-submission of some of the 2002-2003 Annual Report Forms or need additional information on your athletic programs. Please submit this information by the date requested if this is applicable. Copies and all KHSAA Title IX documents must be kept current and included in your permanent Title IX File at the school. All documents are subject to Open Records Requests.

Should you need any further information, please do not hesitate to call anytime.



MEMORANDUM

TO: KHSAA Member School Superintendents, Principals, and Athletic Directors

FROM: Brigid L. DeVries, Commissioner
Larry Boucher, Executive Assistant Commissioner *LB*

DATE: May 22, 2003

RE: 2003 Title IX Forms Submission

School	Union County High School	Reviewed by	Phyllis Catlett
--------	--------------------------	-------------	-----------------


The following is a status report regarding the required 2002 - 2003 Title IX submission of forms due in to the KHSAA office by April 15, 2003. Appropriate audit personnel have reviewed these forms and the following is a summary of this review.

I. Checklist of Forms properly submitted in a satisfactory manner:

✓	GE 19 (Annual Verification)	✓	T-35 (Budget Expenses)
✓	T-1 (Summary Program Chart 1)	✓	T-36 (Budget Expenses)
✓	T-2 (Summary Program Chart 2)	✓	T-41 (Checklist - Overall Interscholastic Program)
✓	T-3 (Summary Program Chart 3)	✓	T-60 (Corrective Action Plan)
✓	T-4 (Summary Program Chart 4)	✓	T-63 (Interscholastic Survey Results)

II. Status

A.	✓	2002 - 2003 Forms are satisfactory and no further information or action is necessary at this time.
B.		Errors have been noted with respect to the following forms and corrected copies are being returned to you for placement in your Title IX file to ensure proper submission in the future.
C.		The following forms were omitted and must be submitted by school representatives.
D.	✓	<p>Other Recommendation and Comments:</p> <ul style="list-style-type: none"> It was not clear why there was no travel or award expenditures for several sports on Form T-35 & T-36. The school indicated on the audit checklist the boys had an advantage in travel and Locker Rooms, Practice & Competitive Facilities. However, the school did not address Locker Rooms, Practice & Competitive Facilities on the Corrective Action Plan. The school has a very aggressive action plan to assure equity regarding fund raising by boosters. Have a great summer.



MEMORANDUM

To: KHSAA Member School Superintendents, Principals, and Athletic Directors

From: Brigid L. DeVries, Commissioner
Larry Boucher, Assistant Commissioner

Date: May 22, 2003

Re: 2003 Title IX Forms Submission

School	<u>Union Co. High</u>	Reviewed by	<u>PAULIE CATLETT</u>
--------	-----------------------	-------------	-----------------------

The following is a status report regarding the required 2002-2003 Title IX submission of forms which were due in to the KHSAA office by April 15, 2003. Appropriate audit personnel have reviewed these forms and the following is a summary of this review.

I. Checklist of Forms properly submitted in a satisfactory manner:

<input checked="" type="checkbox"/>	GE 19 (Annual Verification)	<input checked="" type="checkbox"/>	T-35 (Budget Expenses)
<input checked="" type="checkbox"/>	T-1 (Summary Program Chart 1)	<input checked="" type="checkbox"/>	T-36 (Budget Expenses)
<input checked="" type="checkbox"/>	T-2 (Summary Program Chart 2)	<input checked="" type="checkbox"/>	T-41 (Checklist - Overall Interscholastic Program)
<input checked="" type="checkbox"/>	T-3 (Summary Program Chart 3)	<input checked="" type="checkbox"/>	T-60 (Corrective Action Plan)
<input checked="" type="checkbox"/>	T-4 (Summary Program Chart 4)	<input checked="" type="checkbox"/>	T-63 (Interscholastic Survey Results)

II. Status

A.	<input checked="" type="checkbox"/>	2002-2003 Forms are satisfactory and no further information or action is necessary at this time.
B.	<input type="checkbox"/>	Errors have been noted with respect to the following forms and corrected copies are being returned to you for placement in your Title IX file to ensure proper submission in the future.
C.	<input type="checkbox"/>	The following forms were omitted and must be submitted by school representatives.
D.	<input type="checkbox"/>	Other Recommendation and Comments: <i>It was not clear why there was no travel award expenditures for several sports on form T-35, T-36. The school indicated on the audit check list the boys had an advantage in Travel and locker rooms, practice and competition facilities however the school did address locker room, practice and competition facilities on the correction plan. The school has a very comprehensive action plan to assure equity, regular fund raising day activities. Thanks for all the hard work. Have a great summer.</i>

2002-2003
ACCOMODATION OF INTERESTS AND ABILITIES+
SUMMARY PROGRAM CHART 4

Levels of Competition Test One

		Column 1	Column 2	Column 3
Girls	Team Levels	Number of Teams Currently Offered	Number of Participants	Percentage of Participants at Each Level
Row 1	varsity:	8	107	66
Row 2	j.v.:	5	55	34
Row 3	frosh:	0	0	0
Row 4	total:		162	100%
Boys				
Row 5	varsity:	9	150	75
Row 6	j.v.:	4	40	15 20
Row 7	frosh:	1	10	10 5
Row 8	total:		200	100%

- 1) Column 1, list the number of interscholastic teams offered for girls and boys at each competitive level; varsity, junior varsity, and freshman. (Refer to Form T-2, Accommodation of Interests and Abilities, Summary Program Chart 2, Column 1.)
- 2) For Column 2, list the number of participants at each level. For girls, total the entries in Rows 1, 2, and 3 into Row 4. For boys, total the entries in Rows 5, 6, and 7 into Row 8. (Refer to Form T-2, Accommodation of Interests and Abilities, Summary Program Chart 2, Column 2.)
- 3) For Column 3, calculate the percentage of female and male participants at each level.
For girls' varsity, junior varsity, and frosh, respectively:
 - Divide Column 2, Row 1 by Column 2, Row 4, and place the percentage in Column 3, Row 1.
 - Divide Column 2, Row 2 by Column 2, Row 4, and place the percentage in Column 3, Row 2.
 - Divide Column 2, Row 3 by Column 2, Row 4, and place the percentage in Column 3, Row 3.
 -
 For boys' varsity, junior varsity, and frosh, respectively:
 - Divide Column 2, Row 5 by Column 2, Row 8, and place the percentage in Column 3, Row 5.
 - Divide Column 2, Row 6 by Column 2, Row 8, and place the percentage in Column 3, Row 6.
 - Divide Column 2, Row 7 by Column 2, Row 8, and place the percentage in Column 3, Row 7.

Principal's Signature: _____

Date: _____



Union County High School

4464 U.S. Highway 60 West
Morganfield, Kentucky 42437-6535
Phone (270) 389-1454 Fax (270) 389-2715
www.union.k12.ky.us/UCHS/Union_County_High_School.htm
Mike Beck, Principal

APR 15 2003

April 10, 2003

To: KHSAA

From: Union County High School

Subject: Required Title IX Forms
2002-2003 School Year

Please find the attached forms required for submission. The forms included are:

GE-19

T-1

T-2

T-3

T-4

T-35

T-36

T-41

T-63

Union County High School Athletic Budget for 2002-2003

Updated Corrective Action Plan with Status Reports on the Corrective Action Plan

Sincerely,

Mike Beck, Principal Union County High School



**2002-2003 KENTUCKY HIGH SCHOOL ATHLETIC ASSOCIATION
ANNUAL VERIFICATION OF TITLE IX PROCEDURES
(To be submitted by April 15, 2003 along with other required forms)**

The Union County High School,
(Name of High School)

Morganfield, Kentucky
(City)

certifies to the Kentucky High School Athletic Association that the following is an accurate and true representation of the facts surrounding compliance with 20 U.S.C. Sections 1681-1688, et. Seq. (also known as Title IX)

I certify the following provisions in accordance with records at the school contained in the permanent Title IX file, and to the best of my knowledge have completed the following tasks. (All boxes must be checked)

- Established a gender equity committee at the high school. (list committee personnel and provide attachment if necessary)

Name	Address	Phone	Title
See Attached			

- Scheduled a minimum of three meetings during the 2002-2003 school year on the following dates:
September 4, 2002
November 21, 2002
March 12, 2003

- Designated the following person(s) as the Title IX coordinator for the school/district:

Betty Fox	DPP, Title IX Coordinator	510 S. Mart Morganfield	270 389 1694
Name	Title	Address	Phone

- School personnel are continuing to make periodic reviews of the boys and girls athletics program reflected in the Corrective Action Plan.

- In addition to the above information, the above referenced school maintains a complete permanent file relative to Title IX records including copies of the self-assessment audit, all corrective action plans, and other related materials.

[Signature]
Principal's Signature

4/10 20 03
Date

[Signature]
Superintendent Signature

[Signature]
School Board Chairpersons' Signature

(Send original copy to KHSAA - Maintain duplicate in Title IX school folder)

**UNION COUNTY HIGH SCHOOL
GENDER EQUITY COMMITTEE MEMBERS
2002-03**

Mike Beck Principal	405 East Main (270-389-1454)	Morganfield KY 42437	270-389-9601
Betty Fox District Title IX Coordinator	13000 Highway 359 (270-389-1694)	Uniontown KY 42461	270-533-9772
Rick Johnson Building & Grounds	367 Ford West Road (270-389-1694)	Calhoun KY 42327	270-278-2517
Connie Thomas Board Member	1870 SR 871 (270-389-0461)	Morganfield KY 42437	270-389-0461
William Drage Athletic Director	211 E. O'Bannon (270-389-1454)	Morganfield KY 42437	270-389-2257
Joyce Gilmer Teacher	2473 Wood Drive Apt. C (270-389-1454)	Henderson KY 42420	270-827-8289
Rose Shouse Teacher	4262 SR 758 (270-389-1454)	Morganfield KY 42437	270-333-2530
Claudia Stocking Assistant Principal	338 Chimney Hill Lane (270-389-1454)	Henderson KY 42420	270-827-8839
William Price Coach/Parent	416 South Chapman (270-389-2611)	Morganfield KY 42437	270-389-1733
Bruce Danhauer Parent	110 East Young (270-389-0980)	Morganfield KY 42437	270-389-4898
Mike Schmied Parent	29 Combs Road (270-389-0109)	Uniontown KY 42461	270-389-0109
Janna Jenkins Student rep 3760 SR 983 Morganfield KY 42437 (270-389-2997)		Andrew Hancock Student rep 2272 Hilltop Road Morganfield KY 42437 (270-389-4779)	

2002-2003
ACCOMMODATION OF INTERESTS AND ABILITIES
SUMMARY PROGRAM CHART 1

KHSAA
 Form T1
 Rev. 9/02

Participation Opportunities Test One

		(Column 1)	(Column 2)	(Column 3)	(Column 4)
	Program	Enrollment	Percentage of Total Enrollment	Number of Interscholastic Participants (double and triple count)	Percentage of Total Participation
Row 1	GIRLS	336	47	162	45
Row 2	BOYS	379	53	200	55
Row 3	Totals	715	100%	362	100%

Instructions:

*Number of 8th grade students & below used in Column 4 calculations if applicable: 26

- Determine the total number of girls enrolled, (place in Row 1, Column 1). Determine the total number of boys enrolled, (place in Row 2, Column 1).
- Add the total number of girls and boys enrolled to determine total enrollment, (place in Row 3, Column 1).
- Calculate the percentage of total enrollment that is female. (Divide Row 1, Column 1 by row 3, Column 1 and place in Row 1, Column 2.) Calculate the percentage of total enrollment that is male. (Divide Row 2, Column 1 by Row 3, Column 1 and place in Row 2, Column 2.) Note: Row 1, Column 2 plus Row 2, Column 2 should total 100%.
- Ask the head coaches to review the most updated eligibility or squad lists for their teams. Ask coaches to confirm the names of those individuals who are on the team as of the first **date of competition**, and cross out the names of those who were cut from the team or quit the team prior to the first competitive event. Determine the total number of interscholastic athletics participants that are girls, (and place in Row 1, Column 3). In order to determine the total number of athletics participants, an individual should be counted each time he or she participates on a team. For example, if Jane Doe competes on the varsity volleyball team, the junior varsity volleyball team, the junior varsity basketball team, and the varsity softball team, she should be counted as four participants (**do not include club or intramural sports participants, cheerleaders, dance teams, or pom squads**). Calculate the same way for boys and girls. * In addition, should 8th grade students and below play on a Freshman, Junior Varsity, or Varsity team, they should also be counted for each team and sport on which they participate. If applicable, please asterisk the above notation as to how many 8th grade students & below are included in the totals. Using the same procedure, determine the total number of interscholastic athletic participants that are boys, (and place in Row 2, Column 3). Add Row 1, Column 3 plus Row 2, Column 3 to get total participants and place in Row 3, Column 3.
- Calculate the percentage of female participation. (Row 1, Column 3 divided by Row 3, Column 3 and place in Row 1, Column 4.) Calculate the percentage of male participation. (Row 2, Column 3 divided by Row 3, Column 3 and place in Row 2, Column 4.) Note: Row 1, Column 4 plus Row 2, Column 4 should total 100%.

Note: While being within three percent is not a formal compliance standard; if the percent listed in Row 1, Column 4 is within 3% of Row 1, Column 2, then it provides a good target within which compliance is likely.

Principal's Signature: *Therese Burt* Date: 4/10/03

2002-2003
ACCOMMODATION OF INTERESTS AND ABILITIES
SUMMARY PROGRAM CHART 2


KHSAA
 Form T2
 Rev. 9/02

Participation Opportunities Test Two

		Column 1	Column 2	Column 3	Column 4	Column 5
Program		Number of Teams Currently Offered	Number of Participants	Number of Teams Added in Last Five Years	Number of Participants Added in Last Five Years	Percent of Total Participation By Sex Added in Last 5 Years
GIRLS	Row 1	varsity:	8	107	1	15
	Row 2	j.v.:	5	55	1	9
	Row 3	frosh:				
	Row 4	total:	13	162	2	24
BOYS	Row 5	varsity:	9	150	0	0
	Row 6	j.v.:	4	40	0	0
	Row 7	frosh:	1	10	0	0
	Row 8	total:	14	200	0	0

- 1) For Column 1, list the number of interscholastic teams offered for girls and boys at each competitive level (varsity, junior varsity, and freshman). For girls, total each of the entries in Rows 1, 2, and 3 into Row 4. For boys, total Rows 5, 6, and 7 into Row 8.
- 2) For Column 2, list the number of participants at each level. For girls, total each of the entries in Rows 1, 2, and 3 into Row 4. For boys, total Rows 5, 6, and 7 into Row 8. **Note:** The totals in Row 4 for girls and in Row 8 for boys must be the same as the totals in Form T-1, Column 3, Rows 1 and 2 respectively.
- 3) For Column 3, list the number of interscholastic teams that have been added in the last five years at each competitive level. Count each team added during the 5 year period only one time. e.g. Girl's junior varsity soccer was added 3 years ago, count the team only once, not 3 times. For girls, total the entries in Rows 1, 2, and 3 into Row 4. For boys, total Rows 5, 6, and 7 into Row 8.
- 4) For Column 4, list the number of participants that are currently on each level of the teams that were added in the last five years. If a team was added previously but no longer exists, there are no current participants to be added for that team. For girls, total the entries in Rows 1, 2, and 3 into Row 4. For boys, total Rows 5, 6, and 7 into Row 8.
- 5) For Column 5, calculate the percentage of participants that have been added in the last five years. For girls, take the number in Column 4, Row 4 and divide by the number in Column 2, Row 4. For boys, take the number in Column 4, Row 8 and divide it by the number in Column 2, Row 8.

Note: If the percentage of current participants added in the last five years is 25% or greater, compliance with test two may be possible. If less than 25%, then compliance with test three should be analyzed. **CAUTION:** 25% is not a formal compliance standard.


Principal's Signature:  Date: 4/10/03

2002-2003
ACCOMMODATION OF INTERESTS AND ABILITIES
SUMMARY PROGRAM CHART 3

Participation Opportunities Test Three

For any question answered "YES" identify the respective sport(s).

	GIRLS (Yes / No)		BOYS (Yes / No)
1. For a sport not currently played at the interscholastic level (varsity, junior varsity, or freshman) in your school, is there an intramural team offered for that sport?	No		No
2. For a sport <u>not</u> currently offered in your interscholastic athletics program, is there sufficient interest to form a viable interscholastic team based on participation on an intramural team or community recreation teams?	No		No
3. For a sport <u>not</u> currently offered, is there sufficient interest to form a viable interscholastic team based on student responses from the interscholastic survey?	Yes Swimming		Yes Swimming
4. For a sport currently offered at the varsity level only, is there sufficient interest to form a viable team for a junior varsity, or freshman team that is not currently offered?	No		No
5. For a sport currently offered at the junior varsity or freshman level is there sufficient interest to form a varsity team not currently offered?	No		No
6. If you answered YES to question (1), (2), (3), (4), or (5), are there enough high schools in your geographic area offering the sport (at the appropriate level) to allow for the development of a reasonable schedule of competition?	No		No

Principal's Signature:  Date: 4/10/03

2002-2003
ACCOMODATION OF INTERESTS AND ABILITIES+
SUMMARY PROGRAM CHART 4

Levels of Competition Test One

		Column 1	Column 2	Column 3
Girls	Team Levels	Number of Teams Currently Offered	Number of Participants	Percentage of Participants at Each Level
Row 1	varsity:	8	107	66
Row 2	j.v.:	5	55	34
Row 3	frosh:	0	0	0
Row 4	total:		162	100%
Boys				
Row 5	varsity:	9	150	75
Row 6	j.v.:	4	40	15
Row 7	frosh:	1	10	10
Row 8	total:		200	100%

- 1) Column 1, list the number of interscholastic teams offered for girls and boys at each competitive level; varsity, junior varsity, and freshman. (Refer to Form T-2, Accommodation of Interests and Abilities, Summary Program Chart 2, Column 1.)
- 2) For Column 2, list the number of participants at each level. For girls, total the entries in Rows 1, 2, and 3 into Row 4. For boys, total the entries in Rows 5, 6, and 7 into Row 8. (Refer to Form T-2, Accommodation of Interests and Abilities, Summary Program Chart 2, Column 2.)
- 3) For Column 3, calculate the percentage of female and male participants at each level.
For girls' varsity, junior varsity, and frosh, respectively:
 - Divide Column 2, Row 1 by Column 2, Row 4, and place the percentage in Column 3, Row 1.
 - Divide Column 2, Row 2 by Column 2, Row 4, and place the percentage in Column 3, Row 2.
 - Divide Column 2, Row 3 by Column 2, Row 4, and place the percentage in Column 3, Row 3.
 -
 For boys' varsity, junior varsity, and frosh, respectively:
 - Divide Column 2, Row 5 by Column 2, Row 8, and place the percentage in Column 3, Row 5.
 - Divide Column 2, Row 6 by Column 2, Row 8, and place the percentage in Column 3, Row 6.
 - Divide Column 2, Row 7 by Column 2, Row 8, and place the percentage in Column 3, Row 7.

Principal's Signature: *Julie Bell* **Date:** 4/10/03

2002-2003
BUDGETED AND ACTUAL EXPENDITURES - PROGRAM COMPARISON CHART
TO INCLUDE BOOSTER CLUB FUNDING

	equipment and supplies		travel		awards		coaches' salaries (to include supplemental and extended employment)		facilities improvements		publications (if sport-specific)	
	B	E	B	E	B	E	B	E	B	E	B	E
G basketball	4,500	15,416		825			12,500	12,705		900		
B basketball	4,500	19,231					12,500	12,666		900		
G softball	3,000	3,911					5,500	5,500				
B baseball	3,000	4,606					5,500	5,500				
G cross country	400	1,456					1,500	1,500				
B cross country	400	1,456					1,500	1,500				
G golf	250	249					1,000	1,000				
B golf	250	175		57			1,000	1,000				
G soccer	2,000	2,294				305	3,750	3,750		217		
B soccer	2,000	1,488				305	3,750	3,750		217		
G swimming												
B swimming												

1. Budget and expenditures on this 2002-2003 year report due by April 15, 2003, should reflect the total monies budgeted and spent for the entire year of 2001-2002 ending June 30, 2002.

2. "B" is for budgeted dollar amounts and "E" is for actual dollar expenditures.

3. Booster Club Funding/Contributions must be included in the expenditures total.

Principal's Signature: *J. Peter Best* Date: 4/10/03

**2002-2003
BUDGETED AND ACTUAL EXPENDITURES - PROGRAM COMPARISON CHART 2
TO INCLUDE BOOSTER CLUB FUNDING**

Teams	equipment and supplies		travel		awards		coaches' salaries (to include supplemental and extended employment)		facilities improvements		publications (if sport-specific)	
	B	E	B	E	B	E	B	E	B	E	B	E
G track	750	301		307			2,250	2,250				
B track	750	301		307			2,250	2,250				
G tennis	500	679			75		1,000	1,000				
B tennis	500	679			75		1,000	1,000				
G volleyball	1,500	2,593			101		3,750	3,750				
B wrestling	1,500				80		5,000	5,000				
G (list sport)												
B (football)	13,250	19,945		1,454	598		18,500	19,309				
G AD/All Sports				527.5			3,000	3,000				715
B AD/All Sports				527.5			3,000	3,000				715

1. Budget and expenditures on this 2002-2003 year report due by April 15, 2003, should reflect the total monies budgeted and spent for the entire year of 2001-2002 ending June 30, 2002.

2. "B" is for budgeted dollar amounts and "E" is for actual dollar expenditures.

3. Booster Club Funding/Contributions must be included in the expenditures total.

Principal's Signature:  Date: 4/10/03

SPORT/ACTIVITY	99-00 BUD	00-01 BUD	2001-02 BUD	2002-03 BUDGET		
Football	19000	16500	16500	13250		
Boy's Basketball	9500	7000	6500	4500		
Girl's Basketball	6000	7000	6500	4500		
Cross Country	600	1000	1000	800		
Wrestling	3500	2500	3000	1500		
Baseball	4000	3500	3500	3000		
Softball	2800	3500	3500	3000		
Girl's Soccer	2000	2000	2000	2000		
Boy's Soccer	2000	2000	2000	2000		
Girl's Golf	300	250	300	250		
Boy's Golf	300	250	300	250		
Tennis	600	1000	2000	1000		
Track	4000	4000	3000	1500		
Girl's Volleyball	0	2000	2000	1500		
Drill Team	1000	1000	1250	750		
Cheerleaders	1000	1000	1250	750		
Band	0	1500	1500	750		
All Sports	4400	5000	10550	14700		
TOTAL	61,000.00	61,000.00	66,650.00	56000		
ALLSPORTS	2002-2003					
Ambulance-F/B	1600		1999-00	Board Allocation	2001-02	2002-03
Dues	1750		38000		38000	18000
H/C, Senior Events	1000					
AD's Off/Trav/Dues	500					
Miscellaneous	2000				Board Allocation	18000
Printing/Postage	250				Gate Receipts	38000
Principal's Discr.	2000				TOTAL	56000
Travel	100					
Facility Maint	5000					
Letters/Awards	500					
TOTAL	14700					

PRINCIPAL'S SIGNATURE



DATE

4/10/02

2002-2003 KHSAA TITLE IX ATHLETICS AUDIT

KHSAA
Form T41
Rev. 9/02

Checklist - Overall Interscholastic Athletics Program

Areas of Compliance	ADVANTAGE TO (Respond based on Internal Evaluation by checking the appropriate column.)		
	GIRLS' PROGRAM	BOYS' PROGRAM	NEITHER PROGRAM
OPPORTUNITIES			
Accommodation of Interest and Abilities			X
BENEFITS			
Equipment and Supplies			X
Scheduling of Games and Practice Time			X
Travel and Per Diem Allowances		X	
Coaching			X
Locker Rooms, Practice and Competitive Facilities		X	
Medical and Training Facilities and Services			X
Publicity			X
Support Services			X
Athletic Scholarships			X
Tutoring			X
Housing and Dining Facilities and Services			X
Recruitment of Student Athletes			X

Principal's Signature:  Date: 4/10/03

School Name: Union County
 School Year: 2002-03 for 2003-04
 Principal's Signature: _____
 Date: March 28, 2003

**2002-2003
 TITLE IX
 CORRECTIVE ACTION PLAN**

To complete this form, indicate the intended area which needs corrective action, the suggested change and time table for implementation. You may copy this form as needed. Please attach corrective action plans along with audit forms and submit by April 15, 2003.

ITEM FOR CORRECTION	SUGGESTED CHANGE	TIME TABLE FOR CORRECTIVE ACTION
Booster Clubs Compliance.	Submission of forms on time; adhere to Board policies on fundraising guidelines and procedures; submit all purchase requests to Athletic Director prior to purchase to ensure compliance with goals of Athletic Program and Title IX.	Before the end of the 2003-04 school year. (Status Report: This is the second year of a two year plan to fully monitor activities of Booster Clubs.)
Overall benefit to Baseball versus Softball.	Continue to encourage parental participation to grow the Softball Booster organization to reduce the disparity between softball and baseball.	2 years. (Status Report: This has been extended one year.)
Overall benefit to Boys Basketball versus Girls Basketball.	Work with the Booster Clubs of each sport to balance what is being spent and to assure that they are in compliance with Title IX.	2 years.
Move to consolidate all Booster Clubs into one organization to support all athletics at UCHS.	Ask for the Board of Education to dissolve the individual sport Booster Clubs and allow for the operation of only one Athletic Booster organization.	2 years.
Move to consolidate all budgeting, scheduling, travel awards, and Title IX compliance matters under a single person.	Ask the Board of Education for staffing allocation for a full-time Athletic Director.	2 years.

- An explanation (status report) is needed for all areas identified previously as items for correction as well as all areas currently identified as items for correction. This form shall be typed.

Principal's Signature:  Date: 4/10/03

2002-2003 INTERSCHOOL ATHLETICS SURVEY

Summary of Student Responses

School Name: Union County

School Enrollment: 715

Date: March 12, 2003

Completed By: Bill Drage, Athletic Director

Instructions:

1. Summarize the Student Athletics Interest Surveys Form T-61 by listing the total number of responses on the line next to each sport.
2. Under the Other Category please provide a listing of the sports as well as the number of students who are interested in participating.
3. Please sign and date the Summary Form (T-63) and mail the Summary Form only to the KHSAA by April 15, 2003. Do not mail the student surveys (Form T-61). However, these Forms should be maintained in your files in the event they are requested subsequently.

500	Number of Surveys
492	Total Returned
8-11	Grades Surveyed

How Was The Survey Administered? All home rooms

(e.g. was it given in all English classes, or all home rooms, or advisee/advisor?)

Fall Sports (List Total Number of Participation Responses)	
27	Cross Country (Girls)
19	Cross Country (Boys)
12	Field Hockey (Girls)
121	Football (Boys)
12	Golf (Girls)
29	Golf (Boys)
60	Soccer (Girls)
51	Soccer (Boys)
92	Volleyball (Girls)
33	Volleyball (Boys)

Winter Sport (List Total Number of Participation Responses)	
69	Basketball (Girls)
97	Basketball (Boys)
65	Gymnastics (Girls)
53	Indoor Track (Girls/Boys)
83	Swimming & Diving (Girls)
24	Swimming & Diving (Boys)
52	Wrestling (Boys)

Spring Sport (List Total Number of Participation Responses)

Baseball (Boys)	95
Fast Pitch Softball (Girls)	64
Slow Pitch Softball (Girls)	32
Tennis (Girls)	34
Tennis (Boys)	20
Track (Girls)	59
Track (Boys)	48

Other Sports (From Student Survey T-61 Question 10)

Name of Sport	Number of Students Interested In Participating
Swimming	107
Gymnastics	65
Hockey	40
Boys Volleyball	33
Lacrosse	27

Number of Students who participate in Intramural Sports.
(From Student Survey T-61 Question 5)

Sport	Number
Powder-puff football	45

List Intramural Sports students are interested in adding:
(From Student Survey T-61 Question 6)

Sport	Number
Swimming	107
Gymnastics	65
Hockey	40
Boys Volleyball	33
Lacrosse	27

Principal's Signature _____
 Date 4/10/03 _____

More pep assemblies

Flexible, non-mandatory practices

Make it more fun

More publicity in the school

Better, more enthusiastic coaches

Student Suggestions to encourage participation

29 I prefer other activities such as band, chorus, etc.

102 I don't have time

33 The practice schedules and game times are inconvenient

40 The sport I like isn't offered

13 It's too expensive

13 I prefer to participate in club or intramural sports

60 Working

14 Other

Response	Number
----------	--------

Reasons for not participating in interscholastic athletics.
 (From Survey Question 8)

Sport	Number
Basketball	101
Baseball	97
Softball	81
Soccer	41
Competitive Cheer	12

Participation in Non-School Sports Activities
 (From Student Survey T-61 Question 7)