



# Kentucky High School Athletic Association

2280 Executive Drive ° Lexington, KY 40505 ° www.khsaa.org ° (859)299-5472 (859)293-5999 (fax)

To: Superintendent, Principal, and Athletic Director

From: Brigid L. DeVries, Commissioner  
Larry Boucher, Assistant Commissioner *SLB*


Date: June 20, 2003

Subject: 2002-2003 Annual Report Forms Submission

School: Waggener High School

Enclosed please find a copy of Form T-65, The 2002-2003 Annual Report Forms Checklist. In addition, you may find an attachment with corrected copies of the forms submitted by your school personnel. Please review this information so the forms can be completed accurately in the future. Also, KHSAA Audit Staff may have requested a re-submission of some of the 2002-2003 Annual Report Forms or need additional information on your athletic programs. Please submit this information by the date requested if this is applicable. Copies and all KHSAA Title IX documents must be kept current and included in your permanent Title IX File at the school. All documents are subject to Open Records Requests.

Should you need any further information, please do not hesitate to call anytime.



**MEMORANDUM**

TO: KHSAA Member School Superintendents, Principals, and Athletic Directors

FROM: Brigid L. DeVries, Commissioner  
Larry Boucher, Executive Assistant Commissioner *LB*

DATE: May 22, 2003

RE: 2003 Title IX Forms Submission

School	Waggener High School	Reviewed by	Phyllis Catlett
--------	----------------------	-------------	-----------------


The following is a status report regarding the required 2002 - 2003 Title IX submission of forms due in to the KHSAA office by April 15, 2003. Appropriate audit personnel have reviewed these forms and the following is a summary of this review.

I. Checklist of Forms properly submitted in a satisfactory manner:

✓	GE 19 (Annual Verification)	✓	T-35 (Budget Expenses)
✓	T-1 (Summary Program Chart 1)	✓	T-36 (Budget Expenses)
✓	T-2 (Summary Program Chart 2)	✓	T-41 (Checklist - Overall Interscholastic Program)
✓	T-3 (Summary Program Chart 3)	✓	T-60 (Corrective Action Plan)
✓	T-4 (Summary Program Chart 4)	✓	T-63 (Interscholastic Survey Results)

II. Status

A.	✓	2002 - 2003 Forms are satisfactory and no further information or action is necessary at this time.
B.		Errors have been noted with respect to the following forms and corrected copies are being returned to you for placement in your Title IX file to ensure proper submission in the future.
C.		The following forms were omitted and must be submitted by school representatives.
D.	✓	Other Recommendation and Comments: <ul style="list-style-type: none"> <li>The survey indicates that there is an interest in swimming for girls. This interest was not noted on Form T-3. Only 69% of the student body responded to the student survey. It is recommended that students in grades 9-11 be surveyed.</li> </ul>



**MEMORANDUM**

To: KHSAA Member School Superintendents, Principals, and Athletic Directors  
 From: Brigid L. DeVries, Commissioner  
 Larry Boucher, Assistant Commissioner

Date: May 29, 2003

Re: 2003 Title IX Forms Submission

School	<u>WAGGENER HIGH</u>	Reviewed by	<u>PHYLLIS CATLETT</u>
--------	----------------------	-------------	------------------------

The following is a status report regarding the required 2002-2003 Title IX submission of forms which were due in to the KHSAA office by April 15, 2003. Appropriate audit personnel have reviewed these forms and the following is a summary of this review.

I. Checklist of Forms properly submitted in a satisfactory manner:

<input checked="" type="checkbox"/>	GE 19 (Annual Verification)	<input checked="" type="checkbox"/>	T-35 (Budget Expenses)
<input checked="" type="checkbox"/>	T-1 (Summary Program Chart 1)	<input checked="" type="checkbox"/>	T-36 (Budget Expenses)
<input checked="" type="checkbox"/>	T-2 (Summary Program Chart 2)	<input checked="" type="checkbox"/>	T-41 (Checklist - Overall Interscholastic Program)
<input checked="" type="checkbox"/>	T-3 (Summary Program Chart 3)	<input checked="" type="checkbox"/>	T-60 (Corrective Action Plan)
<input checked="" type="checkbox"/>	T-4 (Summary Program Chart 4)	<input checked="" type="checkbox"/>	T-63 (Interscholastic Survey Results)

II. Status

A.	<input checked="" type="checkbox"/>	2002-2003 Forms are satisfactory and no further information or action is necessary at this time.
B.		Errors have been noted with respect to the following forms and corrected copies are being returned to you for placement in your Title IX file to ensure proper submission in the future.
C.		The following forms were omitted and must be submitted by school representatives.
D.		Other Recommendation and Comments: <i>The survey indicate that there is an interest in swimming on girls. This interest was not noted on form T-3. Only 10% of the student body responded to the student survey, it is suggested that students in grades 9-11 be surveyed.</i>



Kentucky High School Athletic Association

**2002-2003 KENTUCKY HIGH SCHOOL ATHLETIC ASSOCIATION  
ANNUAL VERIFICATION OF TITLE IX PROCEDURES**  
(To be submitted by April 15, 2003 along with other required forms)

APR 10 2003

The Waggener High School, Louisville, Kentucky  
(Name of High School) (City)

certifies to the Kentucky High School Athletic Association that the following is an accurate and true representation of the facts surrounding compliance with 20 U.S.C. Sections 1681-1688, et. Seq. (also known as Title IX)

**I certify the following provisions in accordance with records at the school contained in the permanent Title IX file, and to the best of my knowledge have completed the following tasks. (All boxes must be checked)**

- Established a gender equity committee at the high school. (list committee personnel and provide attachment if necessary)

Name	Address	Phone	Title
Martin Pollio	330 S. Hubbards	485-8340	A.D.
Joey Riddle	330 S. Hubbards	485-8340	Assistant Princ.
Karen Fleck	330 S. Hubbards	485-8340	Volleyball/Basket Coach
Chris Waffe	330 S. Hubbards	485-8340	Football Coach
Elizabeth Bowling	330 S. Hubbards		Student Athlete
Ben Brewster	330 S. Hubbards		Student - Athlete

- Scheduled a minimum of three meetings during the 2002-2003 school year on the following dates:

December 5, 2002 at 2:30 pm  
January 15, 2003 at 2:30 pm  
April 1, 2003 at 2:30 pm

- Designated the following person(s) as the Title IX coordinator for the school/district:

<u>Martin Pollio</u>	<u>Athletic Director</u>	<u>330 S. Hubbards</u>	<u>485-8340</u>
Name	Title	Address	Phone

- School personnel are continuing to make periodic reviews of the boys and girls athletics program reflected in the Corrective Action Plan.

- In addition to the above information, the above referenced school maintains a complete permanent file relative to Title IX records including copies of the self-assessment audit, all corrective action plans, and other related materials.

[Signature] Principal's Signature  
[Signature] Superintendent Signature  
[Signature] School Board Chairpersons' Signature  
Date 3/26 2003

(Send original copy to KHSAA - Maintain duplicate in Title IX school folder)

2002-2003  
ACCOMMODATION OF INTERESTS AND ABILITIES  
SUMMARY PROGRAM CHART 1

KHSAA  
 Form T1  
 Rev. 9/02

**Participation Opportunities Test One**

		(Column 1)	(Column 2)	(Column 3)	(Column 4)
	Program	Enrollment	Percentage of Total Enrollment	Number of Interscholastic Participants (double and triple count)	Percentage of Total Participation
Row 1	GIRLS	422	44.6%	125	36.13%
Row 2	BOYS	524	55.4%	221	63.87%
Row 3	Totals	946	100%	346	100%

Instructions:

\*Number of 8<sup>th</sup> grade students & below used in Column 4 calculations if applicable: 2

- 1) Determine the total number of girls enrolled, (place in Row 1, Column 1). Determine the total number of boys enrolled, (place in Row 2, Column 1).
- 2) Add the total number of girls and boys enrolled to determine total enrollment, (place in Row 3, Column 1).
- 3) Calculate the percentage of total enrollment that is female. (Divide Row 1, Column 1 by row 3, Column 1 and place in Row 1, Column 2.) Calculate the percentage of total enrollment that is male. (Divide Row 2, Column 1 by Row 3, Column 1 and place in Row 2, Column 2.) Note: Row 1, Column 2 plus Row 2, Column 2 should total 100%.
- 4) Ask the head coaches to review the most updated eligibility or squad lists for their teams. Ask coaches to confirm the names of those individuals who are on the team as of the first **date of competition**, and cross out the names of those who were cut from the team or quit the team prior to the first competitive event. Determine the total number of interscholastic athletics participants that are girls, (and place in Row 1, Column 3). In order to determine the total number of athletics participants, an individual should be counted each time he or she participates on a team. For example, if Jane Doe competes on the varsity volleyball team, the junior varsity volleyball team, the junior varsity basketball team, and the varsity softball team, she should be counted as four participants (**do not include club or intramural sports participants, cheerleaders, dance teams, or pom squads**). Calculate the same way for boys and girls. \* In addition, should 8<sup>th</sup> grade students and below play on a Freshman, Junior Varsity, or Varsity team, they should also be counted for each team and sport on which they participate. If applicable, please asterisk the above notation as to how many 8<sup>th</sup> grade students & below are included in the totals. Using the same procedure, determine the total number of interscholastic athletic participants that are boys, (and place in Row 2, Column 3). Add Row 1, Column 3 plus Row 2, Column 3 to get total participants and place in Row 3, Column 3.
- 5) Calculate the percentage of female participation. (Row 1, Column 3 divided by Row 3, Column 3 and place in Row 1, Column 4.) Calculate the percentage of male participation. (Row 2, Column 3 divided by Row 3, Column 3 and place in Row 2, Column 4.) Note: Row 1, Column 4 plus Row 2, Column 4 should total 100%.

Note: While being within three percent is not a formal compliance standard; if the percent listed in Row 1, Column 4 is within 3% of Row 1, Column 2, then it provides a good target within which compliance is likely.

Principal's Signature: James [Signature] Date: 4/3/03

**ACCOMMODATION OF INTERESTS AND ABILITIES  
SUMMARY PROGRAM CHART 2**

**Participation Opportunities Test Two**

		Column 1	Column 2	Column 3	Column 4	Column 5
Program		Number of Teams Currently Offered	Number of Participants	Number of Teams Added in Last Five Years	Number of Participants Added in Last Five Years	Percent of Total Participation By Sex Added in Last 5 Years
GIRLS	Row 1	varsity:	7	86	1	15
	Row 2	j.v.:	3	31	1	13
	Row 3	frosh:	1	8	1	12
	Row 4	total:	11	125	3	40
BOYS	Row 5	varsity:	9	147	∅	∅
	Row 6	j.v.:	3	48	∅	∅
	Row 7	frosh:	2	26	∅	∅
	Row 8	total:	14	221	∅	∅

- 1) For Column 1, list the number of interscholastic teams offered for girls and boys at each competitive level (varsity, junior varsity, and freshman). For girls, total each of the entries in Rows 1, 2, and 3 into Row 4. For boys, total Rows 5, 6, and 7 into Row 8.
- 2) For Column 2, list the number of participants at each level. For girls, total each of the entries in Rows 1, 2, and 3 into Row 4. For boys, total Rows 5, 6, and 7 into Row 8. **Note:** The totals in Row 4 for girls and in Row 8 for boys must be the same as the totals in Form T-1, Column 3, Rows 1 and 2 respectively.
- 3) For Column 3, list the number of interscholastic teams that have been added in the last five years at each competitive level. Count each team added during the 5 year period only one time. e.g. Girl's junior varsity soccer was added 3 years ago, count the team only once, not 3 times. For girls, total the entries in Rows 1, 2, and 3 into Row 4. For boys, total Rows 5, 6, and 7 into Row 8.
- 4) For Column 4, list the number of participants that are currently on each level of the teams that were added in the last five years. If a team was added previously but no longer exists, there are no current participants to be added for that team. For girls, total the entries in Rows 1, 2, and 3 into Row 4. For boys, total Rows 5, 6, and 7 into Row 8.
- 5) For Column 5, calculate the percentage of participants that have been added in the last five years. For girls, take the number in Column 4, Row 4 and divide by the number in Column 2, Row 4. For boys, take the number in Column 4, Row 8 and divide it by the number in Column 2, Row 8.

Note: If the percentage of current participants added in the last five years is 25% or greater, compliance with test two may be possible. If less than 25%, then compliance with test three should be analyzed. **CAUTION:** 25% is not a formal compliance standard.

Principal's Signature: James C. Jones Date: 4/3/03


2002-2003  
**ACCOMMODATION OF INTERESTS AND ABILITIES**  
**SUMMARY PROGRAM CHART 3**

KHSAA  
 Form T3  
 Rev. 9/02

**Participation Opportunities Test Three**

For any question answered "YES" identify the respective sport(s).

	GIRLS (Yes / No)		BOYS (Yes / No)
1. For a sport not currently played at the interscholastic level (varsity, junior varsity, or freshman) in your school, is there an intramural team offered for that sport?	No		No
2. For a sport <u>not</u> currently offered in your interscholastic athletics program, is there sufficient interest to form a viable interscholastic team based on participation on an intramural team or community recreation teams?	No		No
3. For a sport <u>not</u> currently offered, is there sufficient interest to form a viable interscholastic team based on student responses from the interscholastic survey?	No		No
4. For a sport currently offered at the varsity level only, is there sufficient interest to form a viable team for a junior varsity, or freshman team that is not currently offered?	No		No
5. For a sport currently offered at the junior varsity or freshman level is there sufficient interest to form a varsity team not currently offered?	No		No
6. If you answered YES to question (1), (2), (3), (4), or (5), are there enough high schools in your geographic area offering the sport (at the appropriate level) to allow for the development of a reasonable schedule of competition?			

Principal's Signature:  Date: 4/3/03

**2002-2003**  
**ACCOMODATION OF INTERESTS AND ABILITIES+**  
**SUMMARY PROGRAM CHART 4**

**Levels of Competition Test One**

		Column 1	Column 2	Column 3
Girls	Team Levels	Number of Teams Currently Offered	Number of Participants	Percentage of Participants at Each Level
Row 1	varsity:	7	86	68.8%
Row 2	j.v.:	3	31	24.8%
Row 3	frosh:	1	8	6.4%
Row 4	total:		125	100%
<b>Boys</b>				
Row 5	varsity:	9	147	66.5%
Row 6	j.v.:	3	48	21.7%
Row 7	frosh:	2	26	11.8%
Row 8	total:		221	100%

- 1) Column 1, list the number of interscholastic teams offered for girls and boys at each competitive level; varsity, junior varsity, and freshman. (Refer to Form T-2, Accommodation of Interests and Abilities, Summary Program Chart 2, Column 1.)
- 2) For Column 2, list the number of participants at each level. For girls, total the entries in Rows 1, 2, and 3 into Row 4. For boys, total the entries in Rows 5, 6, and 7 into Row 8. (Refer to Form T-2, Accommodation of Interests and Abilities, Summary Program Chart 2, Column 2.)
- 3) For Column 3, calculate the percentage of female and male participants at each level.  
For girls' varsity, junior varsity, and frosh, respectively:
  - Divide Column 2, Row 1 by Column 2, Row 4, and place the percentage in Column 3, Row 1.
  - Divide Column 2, Row 2 by Column 2, Row 4, and place the percentage in Column 3, Row 2.
  - Divide Column 2, Row 3 by Column 2, Row 4, and place the percentage in Column 3, Row 3.
 For boys' varsity, junior varsity, and frosh, respectively:
  - Divide Column 2, Row 5 by Column 2, Row 8, and place the percentage in Column 3, Row 5.
  - Divide Column 2, Row 6 by Column 2, Row 8, and place the percentage in Column 3, Row 6.
  - Divide Column 2, Row 7 by Column 2, Row 8, and place the percentage in Column 3, Row 7.

Principal's Signature: \_\_\_\_\_

Date: 4/3/03



**2002-2003  
BUDGETED AND ACTUAL EXPENDITURES - PROGRAM COMPARISON CHART  
TO INCLUDE BOOSTER CLUB FUNDING**

	equipment and supplies		travel		awards		coaches' salaries (to include supplemental and extended employment)		facilities improvements		publications (if sport-specific)	
	B	E	B	E	B	E	B	E	B	E	B	E
G basketball	1750	4500	2000	2800	0	0	5802	5802	500	350	0	0
B basketball	1750	6200	2000	2400	0	0	5802	5802	500	350	0	0
G softball	750	800	1000	1400	0	0	2232	1832	500	315	0	0
B baseball	750	2600	1000	1800	0	0	2232	2032	500	300	0	0
G cross country	200	0	0	0	0	0	1527	1527	0	0	0	0
B cross country	200	250	250	0	0	0	1527	1527	0	0	0	0
G golf	250	0	0	0	0	0	1222	0	0	0	0	0
B golf	250	200	0	0	0	0	1222	1222	0	0	0	0
G soccer	550	600	1500	1100	0	0	2443	1527	2000	2000	0	0
B soccer	550	1600	1500	1300	0	0	2443	1527	2000	2000	0	0
G swimming	0	0	0	0	0	0	0	0	0	0	0	0
B swimming	0	0	0	0	0	0	0	0	0	0	0	0

1. Budget and expenditures on this 2002-2003 year report due by April 15, 2003, should reflect the total monies budgeted and spent for the entire year of 2001-2002 ending June 30, 2002.

2. "B" is for budgeted dollar amounts and "E" is for actual dollar expenditures.

3. Booster Club Funding/Contributions must be included in the expenditures total.

*\*This reflects same figures as last year's report because of request for 01-02 numbers.*

Principal's Signature: *Amanda Young* Date: 4/3/03


2002-2003

KHSAA  
Form 136  
REV. 10/02

**BUDGETED AND ACTUAL EXPENDITURES - PROGRAM COMPARISON CHART 2  
TO INCLUDE BOOSTER CLUB FUNDING**

Teams	equipment and supplies		travel		awards		coaches' salaries (to include supplemental and extended employment)		facilities improvements		publications (if sport-specific)	
	B	E	B	E	B	E	B	E	B	E	B	E
G track	150	100	500	375	0	0	2748	2748	0	0	0	0
B track	150	100	500	375	0	0	2748	2748	0	0	0	0
G tennis	200	220	0	0	0	0	1527	1527	0	0	0	0
B tennis	200	220	0	0	0	0	1527	1527	0	0	0	0
G volleyball	1000	750	1500	900	0	0	3054	3054	200	200	0	0
B wrestling	500	350	750	800	0	0	3054	3054	0	0	0	0
G (list sport)												
B (football)	7100	7050	5000	4500	0	0	11337	9505	4000	4000	0	0
G (list sport)												
B (list sport)												

1. Budget and expenditures on this 2002-2003 year report due by April 15, 2003, should reflect the total monies budgeted and spent for the entire year of 2001-2002 ending June 30, 2002.
2. "B" is for budgeted dollar amounts and "E" is for actual dollar expenditures.
3. Booster Club Funding/Contributions must be included in the expenditures total.


Principal's Signature:  Date: 4/3/03

## 2002-2003 KHSAA TITLE IX ATHLETICS AUDIT

KHSAA  
Form T41  
Rev. 9/02

### Checklist - Overall Interscholastic Athletics Program

Areas of Compliance	ADVANTAGE TO (Respond based on Internal Evaluation by checking the appropriate column.)		
	GIRLS' PROGRAM	BOYS' PROGRAM	NEITHER PROGRAM
<b>OPPORTUNITIES</b>			
Accommodation of Interest and Abilities			
<b>BENEFITS</b>			
Equipment and Supplies			✓
Scheduling of Games and Practice Time			✓
Travel and Per Diem Allowances			✓
Coaching			✓
Locker Rooms, Practice and Competitive Facilities			✓
Medical and Training Facilities and Services			✓
Publicity			✓
Support Services			✓
Athletic Scholarships			N/A
Tutoring			✓
Housing and Dining Facilities and Services			N/A
Recruitment of Student Athletes			✓

Principal's Signature:  Date: 4/3/03

11

School Name: Waggener  
School Year: 2001-2002 02-03  
Principal's Signature: \_\_\_\_\_  
Date: \_\_\_\_\_

2001-2002 2002-03

TITLE IX

CORRECTIVE ACTION PLAN

To complete this form, indicate the intended area which needs corrective action, the suggested change and time table for implementation. You may copy this form as needed. Please attach corrective action plans along with audit forms and submit by April 15, 2002.

ITEM FOR CORRECTION	SUGGESTED CHANGE	TIME TABLE FOR CORRECTIVE ACTION
Increase opportunities for females	Add Field Hockey for the 03-04 school year	• Play JV schedule 03-04
Increase opportunities at younger levels for females	• Add Freshman basketball • Add JV Softball; Soccer	• Play Varsity Schedule 04-05 • Play Freshman Basketball 02-03 • Play JV softball 03
		• Play JV soccer 03-04.

• An explanation (status report) is needed for all areas identified previously as items for correction as well as all areas currently identified as items for correction. This form shall be typed.

Principal's Signature: *James C. Shaw* Date: 4/3/03



### 2002-2003 INTERSCHOLASTIC ATHLETICS SURVEY

#### Summary of Student Responses

School Name: Waggener H.S.

School Enrollment: 910

Date: 1/7/03

Completed By: Marty Pollio, AD

#### Instructions:

1. Summarize the Student Athletics Interest Surveys Form T-61 by listing the total number of responses on the line next to each sport.
2. Under the Other Category please provide a listing of the sports as well as the number of students who are interested in participating.
3. Please sign and date the Summary Form (T-63) and mail the Summary Form only to the KHSAA by April 15, 2003. Do not mail the student surveys (Form T-61). However, these Forms should be maintained in your files in the event they are requested subsequently.

750 Number of Surveys

520 Total Returned

9-12 Grades Surveyed

690/2

How Was The Survey Administered? 1st period classes  
(e.g. was it given in all English classes, or all home rooms, or advisee/advisor?)

#### Fall Sports (List Total Number of Participation Responses)

- 13 Cross Country (Girls)
- 9 Cross Country (Boys)
- 17 Field Hockey (Girls) ✓
- 103 Football (Boys)
- 5 Golf (Girls)
- 13 Golf (Boys)
- 35 Soccer (Girls)
- 40 Soccer (Boys)
- 50 Volleyball (Girls)
- 8 Volleyball (Boys)

#### Winter Sport (List Total Number of Participation Responses)

- 31 Basketball (Girls)
- 57 Basketball (Boys)
- 28 Gymnastics (Girls)
- 13 Indoor Track (Girls)
- 17 Indoor Track (Boys)
- 30 Swimming & Diving (Girls) ✓
- 14 Swimming & Diving (Boys) /
- 26 Wrestling (Boys)

Spring Sport (List Total Number of Participation Responses)

<u>54</u>	Baseball (Boys)
<u>32</u>	Fast Pitch Softball (Girls)
<u>39</u>	Slow Pitch Softball (Girls)
<u>41</u>	Tennis (Girls)
<u>18</u>	Tennis (Boys)
<u>39</u>	Track (Girls)
<u>38</u>	Track (Boys)

Other Sports (From Student Survey T-61 Question 10)

Name of Sport	Number of Students Interested In Participating
<u>Hockey</u>	<u>8</u>
<u>step team</u>	<u>6</u>
<u>dance</u>	<u>10</u>
<u>Swimming</u>	<u>13</u>
<u>Lacrosse</u>	<u>4</u>
<u>Bowling</u>	<u>12</u>
<u>Boxing</u>	<u>4</u>
<u>Field Hockey</u>	<u>4</u>

Number of Students who participate in Intramural Sports.  
(From Student Survey T-61 Question 5)

Sport	Number
<u>Soccer</u>	<u>10</u>
<u>Basketball</u>	<u>13</u>
<u>Baseball</u>	<u>5</u>
<u>Football</u>	<u>5</u>
<u>Powder Puff</u>	<u>6</u>
<u>volleyball</u>	<u>2</u>

List Intramural Sports students are interested in adding:  
(From Student Survey T-61 Question 6)

Sport	Number
<u>Basketball</u>	<u>12</u>
<u>Powder Puff</u>	<u>11</u>
<u>Bowling</u>	<u>11</u>
<u>Football</u>	<u>9</u>
<u>Lacrosse</u>	<u>7</u>
<u>volleyball</u>	<u>6</u>

Participation in Non-School Sports Activities  
(From Student Survey T-61 Question 7)


Sport	Number
Basketball	55
Baseball	9
Softball	9
Soccer	11
Volleyball	7
Bowling	6

Reasons for not participating in interscholastic athletics.  
(From Survey Question 8)

Response	Number
11 I prefer other activities such as band, chorus, etc.	
82 I don't have time	
42 The practice schedules and game times are inconvenient	
35 The sport I like isn't offered	
19 It's too expensive	
21 I prefer to participate in club or intramural sports	
71 Working	
65 Other	

Student Suggestions to encourage participation

Better transportation, new athletic director, new coaches, more advertising, make sports more fun, better attitudes, more funding for sports, less practices, and more pep rallies

Principal's Signature 

Date 4/3/03

Main Office #485-8340, Fax# 485-8140  
Principal's Office #485-8065, Fax # 485-7779  
Counselor's Office # 495-8562, Fax # 485-8278  
Asst. Principal's Office # 485-8586, Fax # 485-7116



# Fax

OK  
CMT  
5/11/03

To: Title IX Audit	From: Marty Pollio
Fax:	Pages:
Phone:	Date:
Re:	CC:

- Urgent     For Review     Please Comment     Please Reply     Please Recycle

This is the information that Title IX Audit team requested from Waggener H.S. Please let me know if further info is needed.

M. Pollio  
AD

The documents accompanying this cover sheet contain confidential information intended only of the use of those named above. If you have received this telecopy in error, please notify us at the telephone number above and we will take immediate action to retrieve the documents at no cost to you. If you are not the intended recipient, you are notified that disclosure, copying, distribution, or the taking of any action in reliance on the contents of this telecopied information is not permissible.



**TITLE IX AUDIT  
ADDITIONAL INFORMATION REQUESTED  
WAGGENER TRADITIONAL HIGH SCHOOL**

OK 3/1/02

Selection of Cheerleaders

Waggener Traditional High School has one cheerleading team. They cheer games and also perform in competition. During basketball season, they only cheer home basketball games. They are required to cheer all home basketball games, both boys and girls. Therefore, neither boys nor girls have an advantage concerning cheerleaders at basketball games.

OK 2/1/02

Prime Time Contest/Girls' Basketball

During the 2001/2002 basketball seasons, the boy's basketball team was scheduled for 9 prime time contests and the girls were scheduled for 8 prime time contests. A prime time contest is a game that is scheduled on a Friday or Saturday night. Although there is a slightly smaller percentage for girl's contests for prime time, the percentage is very close to equitable. In the future, Waggener Traditional High School will make efforts to ensure that the percentage of prime time contests for both boys and girls are equal.

1999-00  
~~2002-2003~~  
 7/18/03

**BUDGETED AND ACTUAL EXPENDITURES - PROGRAM COMPARISON CHART  
 TO INCLUDE BOOSTER CLUB FUNDING**

	equipment and supplies		travel		awards		coaches' salaries (to include supplemental and extended employment)		facilities improvements		publications (if sport-specific)	
	B	E	B	E	B	E	B	E	B	E	B	E
G basketball	1000	3000			0	0	5802	5802			0	0
B basketball	1000	3500	Paid by Board									
G softball	500	3000										
B baseball	500	4000			0	0	2232	2032			0	0
G cross country	200	200			0	0	1527	1527			0	0
B cross country	200	200			0	0	1527	1527			0	0
G golf	N/A	N/A			0	0	1222	0			0	0
B golf	200	200			0	0	1222	1222			0	0
G soccer	500	1600			0	0	2443	1527			0	0
B soccer	500	2100			0	0	2443	1527			0	0
G swimming	N/A	N/A			0	0	N/A	N/A			0	0
B swimming	N/A	N/A			0	0	N/A	N/A			0	0

1. Budget and expenditures on this ~~2002-2003~~ year report due by April 15, 2003, should reflect the total monies budgeted and spent for the entire year of 2001-2002 ending June 30, 2002. <sup>99-00</sup>
2. "B" is for budgeted dollar amounts and "E" is for actual dollar expenditures.
3. Booster Club Funding/Contributions must be included in the expenditures total.

Principal's Signature: Jimmie C. [Signature] Date: 7/18/03

**2002-2003  
BUDGETED AND ACTUAL EXPENDITURES - PROGRAM COMPARISON CHART 2  
TO INCLUDE BOOSTER CLUB FUNDING**

Teams	equipment and supplies		travel		awards		coaches' salaries (to include supplemental and extended employment)		facilities improvements		publications (if sport-specific)	
	B	E	B	E	B	E	B	E	B	E	B	E
G track	100	100			0	0	2748	2748			0	0
B track	100	100			0	0	2748	2748			0	0
G tennis	100	100			0	0	1527	1527			0	0
B tennis	100	100			0	0	1527	1527			0	0
G volleyball	500	1500			0	0	3054	3054			0	0
B wrestling	500	1050			0	0	3054	3054			0	0
G (list sport)					0	0					0	0
B (football)	5000	7550			0	0	11,337	9505			0	0
G (list sport)					0	0					0	0
B (list sport)					0	0					0	0

*Paid by Board*

1. Budget and expenditures on this 2002-2003 year report due by April 15, 2003, should reflect the total monies budgeted and spent for the entire year of 2001-2002 ending June 30, 2002.
2. "B" is for budgeted dollar amounts and "E" is for actual dollar expenditures.
3. Booster Club Funding/Contributions must be included in the expenditures total.

Principal's Signature: *James C. Jones* Date: 7/8/03