



# Kentucky High School Athletic Association

2280 Executive Drive ° Lexington, KY 40505 ° www.khsaa.org ° (859)299-5472 (859)293-5999 (fax)

To: Superintendent, Principal, and Athletic Director

From: Brigid L. DeVries, Commissioner  
Larry Boucher, Assistant Commissioner 


Date: September 2, 2003

Subject: 2002-2003 Annual Report Forms Submission

School: Wolfe County High School

Enclosed please find a copy of Form T-65, The 2002-2003 Annual Report Forms Checklist. In addition, you may find an attachment with corrected copies of the forms submitted by your school personnel. Please review this information so the forms can be completed accurately in the future. Also, KHSAA Audit Staff may have requested a re-submission of some of the 2002-2003 Annual Report Forms or need additional information on your athletic programs. Please submit this information by the date requested if this is applicable. Copies and all KHSAA Title IX documents must be kept current and included in your permanent Title IX File at the school. All documents are subject to Open Records Requests.

Should you need any further information, please do not hesitate to call anytime.



**MEMORANDUM**

TO: KHSAA Member School Superintendents, Principals, and Athletic Directors

FROM: Brigid L. DeVries, Commissioner  
Larry Boucher, Executive Assistant Commissioner *LB*

DATE: July 30, 2003

RE: 2003 Title IX Forms Submission

School	Wolfe County High School	Reviewed by	Gary Lawson
--------	--------------------------	-------------	-------------


The following is a status report regarding the required 2002 - 2003 Title IX submission of forms due in to the KHSAA office by April 15, 2003. Appropriate audit personnel have reviewed these forms and the following is a summary of this review.

I. Checklist of Forms properly submitted in a satisfactory manner:

✓	GE 19 (Annual Verification)	✓	T-35 (Budget Expenses)
✓	T-1 (Summary Program Chart 1)	✓	T-36 (Budget Expenses)
✓	T-2 (Summary Program Chart 2)	✓	T-41 (Checklist - Overall Interscholastic Program)
✓	T-3 (Summary Program Chart 3)	✓	T-60 (Corrective Action Plan)
✓	T-4 (Summary Program Chart 4)	✓	T-63 (Interscholastic Survey Results)

II. Status

A.	✓	2002 - 2003 Forms are satisfactory and no further information or action is necessary at this time.
B.		Errors have been noted with respect to the following forms and corrected copies are being returned to you for placement in your Title IX file to ensure proper submission in the future.
C.		The following forms were omitted and must be submitted by school representatives.
D.		Other Recommendation and Comments: <ul style="list-style-type: none"> <li>• All calculations appear to be correct and report data appears to be satisfactory at this time.</li> <li>• It is suggested that the school's Gender Equity Review Committee meet at least once during the fall sports season, during the winter sports season, and during the spring sports season.</li> </ul>



**MEMORANDUM**

To: KHSAA Member School Superintendents, Principals, and Athletic Directors

From: Brigid L. DeVries, Commissioner  
Larry Boucher, Assistant Commissioner

Date: July 30, 2003

Re: 2003 Title IX Forms Submission

School	Wolfe County	Reviewed by	GARY W. LAWSON
--------	--------------	-------------	----------------


The following is a status report regarding the required 2002-2003 Title IX submission of forms which were due in to the KHSAA office by April 15, 2003. Appropriate audit personnel have reviewed these forms and the following is a summary of this review.

I. Checklist of Forms properly submitted in a satisfactory manner:

<input checked="" type="checkbox"/>	GE 19 (Annual Verification)	<input checked="" type="checkbox"/>	T-35 (Budget Expenses)
<input checked="" type="checkbox"/>	T-1 (Summary Program Chart 1)	<input checked="" type="checkbox"/>	T-36 (Budget Expenses)
<input checked="" type="checkbox"/>	T-2 (Summary Program Chart 2)	<input checked="" type="checkbox"/>	T-41 (Checklist - Overall Interscholastic Program)
<input checked="" type="checkbox"/>	T-3 (Summary Program Chart 3)	<input checked="" type="checkbox"/>	T-60 (Corrective Action Plan)
<input checked="" type="checkbox"/>	T-4 (Summary Program Chart 4)	<input checked="" type="checkbox"/>	T-63 (Interscholastic Survey Results)

II. Status

A.	<input checked="" type="checkbox"/>	2002-2003 Forms are satisfactory and no further information or action is necessary at this time.
B.		Errors have been noted with respect to the following forms and corrected copies are being returned to you for placement in your Title IX file to ensure proper submission in the future.
C.		The following forms were omitted and must be submitted by school representatives.
D.		Other Recommendation and Comments: <i>All calculations appear to be correct and report data appears satisfactory at this time. It is suggested that the school's Gender Equity Committee meet at least once during the fall sports season, once during the winter sports season, and once during the spring sports season.</i>



**MEMORANDUM**

To: KHSAA Member School Superintendents, Principals, and Athletic Directors

From: Brigid L. DeVries, Commissioner  
Larry Boucher, Assistant Commissioner

Date: July 30, 2003

Re: 2003 Title IX Forms Submission

School	Wolfe County	Reviewed by	GARY WILKINSON
--------	--------------	-------------	----------------

The following is a status report regarding the required 2002-2003 Title IX submission of forms which were due in to the KHSAA office by April 15, 2003. Appropriate audit personnel have reviewed these forms and the following is a summary of this review.

I. Checklist of Forms properly submitted in a satisfactory manner:

<input checked="" type="checkbox"/>	GE 19 (Annual Verification)	<input checked="" type="checkbox"/>	T-35 (Budget Expenses)
<input checked="" type="checkbox"/>	T-1 (Summary Program Chart 1)	<input checked="" type="checkbox"/>	T-36 (Budget Expenses)
<input checked="" type="checkbox"/>	T-2 (Summary Program Chart 2)	<input checked="" type="checkbox"/>	T-41 (Checklist - Overall Interscholastic Program)
<input checked="" type="checkbox"/>	T-3 (Summary Program Chart 3)	<input checked="" type="checkbox"/>	T-60 (Corrective Action Plan)
<input checked="" type="checkbox"/>	T-4 (Summary Program Chart 4)	<input checked="" type="checkbox"/>	T-63 (Interscholastic Survey Results)

II. Status

A.	<input checked="" type="checkbox"/>	2002-2003 Forms are satisfactory and no further information or action is necessary at this time.
B.	<input type="checkbox"/>	Errors have been noted with respect to the following forms and corrected copies are being returned to you for placement in your Title IX file to ensure proper submission in the future.
C.	<input type="checkbox"/>	The following forms were omitted and must be submitted by school representatives.
D.	<input type="checkbox"/>	Other Recommendation and Comments: All calculations appear to be correct and report data appears satisfactory at this time. It is suggested that the school's Gender Equity Committee meet at least once during the fall sports season, once during the winter sports season, and once during the spring sports season.



MAR 17 2003

**2002-2003 KENTUCKY HIGH SCHOOL ATHLETIC ASSOCIATION  
ANNUAL VERIFICATION OF TITLE IX PROCEDURES  
(To be submitted by April 15, 2003 along with other required forms)**

The Wolfe County High School, Campton, Kentucky  
(Name of High School) (City)

certifies to the Kentucky High School Athletic Association that the following is an accurate and true representation of the facts surrounding compliance with 20 U.S.C. Sections 1681-1688, et. Seq. (also known as Title IX)

**I certify the following provisions in accordance with records at the school contained in the permanent Title IX file, and to the best of my knowledge have completed the following tasks. (All boxes must be checked)**

Established a gender equity committee at the high school. (list committee personnel and provide attachment if necessary)

Name	Address	Phone	Title
Judy K. Carson	Box 160 Main Street Campton	606-668-8024	Title IX Coordinator
Robert Creech	790 Johnson St. Campton,	606-668-8002	Athletic Director
Tracy Creech	Box 160 Main Street Campton	606-668-8002	Special Ed. Director
Oletta Terrill	790 Johnson St. Campton	606-668-8202	Cheerleading Coach
Betty Novak	790 Johnson St. Campton	606-668-8201	Counselor
Mark Murray	790 Johnson St. Campton	606-668-8201	Principal
Andrew Dunn	790 Johnson St. Campton	606-668-8202	Student
Sarah Hollon	790 Johnson ST. Campton	606-668-8202	Student

Scheduled a minimum of three meetings during the 2002-2003 school year on the following dates:  
August 22, 2002                      February 14, 2003  
October 11, 2002  
November 15, 2002

Designated the following person(s) as the Title IX coordinator for the school/district:

Judy K. Carson	Title IX Coordinator	Box 160 Main Street Campton, KY 41301	
Name	Title	Address	Phone

School personnel are continuing to make periodic reviews of the boys and girls athletics program reflected in the Corrective Action Plan.

In addition to the above information, the above referenced school maintains a complete permanent file relative to Title IX records including copies of the self-assessment audit, all corrective action plans, and other related materials.

Mark Murray  
Principal's Signature  
Stephen D. Bisher  
Superintendent Signature

March 13, 2003  
Date  
Emily Patton  
School Board Chairpersons' Signature

(Send original copy to KHSAA - Maintain duplicate in Title IX school folder)

**2002-2003**  
**ACCOMMODATION OF INTERESTS AND ABILITIES**  
**SUMMARY PROGRAM CHART 1**

KHSAA  
 Form T1  
 Rev. 9/02

**Participation Opportunities Test One**

		(Column 1)	(Column 2)	(Column 3)	(Column 4)
	Program	Enrollment	Percentage of Total Enrollment	Number of Interscholastic Participants (double and triple count)	Percentage of Total Participation
Row 1	GIRLS	190	47%	174	55%
Row 2	BOYS	213	53%	142	45%
Row 3	Totals	403	100%	316	100%

Instructions:

\*Number of 8<sup>th</sup> grade students & below used in Column 4 calculations if applicable: 1

- 1) Determine the total number of girls enrolled, (place in Row 1, Column 1). Determine the total number of boys enrolled, (place in Row 2, Column 1).
- 2) Add the total number of girls and boys enrolled to determine total enrollment, (place in Row 3, Column 1).
- 3) Calculate the percentage of total enrollment that is female. (Divide Row 1, Column 1 by row 3, Column 1 and place in Row 1, Column 2.) Calculate the percentage of total enrollment that is male. (Divide Row 2, Column 1 by Row 3, Column 1 and place in Row 2, Column 2.) Note: Row 1, Column 2 plus Row 2, Column 2 should total 100%.
- 4) Ask the head coaches to review the most updated eligibility or squad lists for their teams. Ask coaches to confirm the names of those individuals who are on the team as of the first **date of competition**, and cross out the names of those who were cut from the team or quit the team prior to the first competitive event. Determine the total number of interscholastic athletics participants that are girls, (and place in Row 1, Column 3). In order to determine the total number of athletics participants, an individual should be counted each time he or she participates on a team. For example, if Jane Doe competes on the varsity volleyball team, the junior varsity volleyball team, the junior varsity basketball team, and the varsity softball team, she should be counted as four participants (**do not include club or intramural sports participants, cheerleaders, dance teams, or pom squads**). Calculate the same way for boys and girls. \* In addition, should 8<sup>th</sup> grade students and below play on a Freshman, Junior Varsity, or Varsity team, they should also be counted for each team and sport on which they participate. If applicable, please asterisk the above notation as to how many 8<sup>th</sup> grade students & below are included in the totals. Using the same procedure, determine the total number of interscholastic athletic participants that are boys, (and place in Row 2, Column 3). Add Row 1, Column 3 plus Row 2, Column 3 to get total participants and place in Row 3, Column 3.
- 5) Calculate the percentage of female participation. (Row 1, Column 3 divided by Row 3, Column 3 and place in Row 1, Column 4.) Calculate the percentage of male participation. (Row 2, Column 3 divided by Row 3, Column 3 and place in Row 2, Column 4.) Note: Row 1, Column 4 plus Row 2, Column 4 should total 100%.

Note: While being within three percent is not a formal compliance standard; if the percent listed in Row 1, Column 4 is within 3% of Row 1, Column 2, then it provides a good target within which compliance is likely.

Principal's Signature: \_\_\_\_\_

Date: March 10, 2003

**2002-2003**  
**ACCOMMODATION OF INTERESTS AND ABILITIES**  
**SUMMARY PROGRAM CHART 2**

KHSAA  
 Form T2  
 Rev. 9/02


**Participation Opportunities Test Two**

		Column 1	Column 2	Column 3	Column 4	Column 5	
Program		Number of Teams Currently Offered	Number of Participants	Number of Teams Added in Last Five Years	Number of Participants Added in Last Five Years	Percent of Total Participation By Sex Added in Last 5 Years	
<b>GIRLS</b>	Row 1	varsity:	6	87	1	53	
	Row 2	j.v.:	6	78	0	67	
	Row 3	frosh:	6	9	0	9	
	Row 4	total:	12	174	1	129	74%
<b>BOYS</b>	Row 5	varsity:	5	71	2	53	
	Row 6	j.v.:	5	50	0	14	
	Row 7	frosh:	5	21	0	21	
	Row 8	total:	15	142	2	88	62%

- 1) For Column 1, list the number of interscholastic teams offered for girls and boys at each competitive level (varsity, junior varsity, and freshman). For girls, total each of the entries in Rows 1, 2, and 3 into Row 4. For boys, total Rows 5, 6, and 7 into Row 8.
- 2) For Column 2, list the number of participants at each level. For girls, total each of the entries in Rows 1, 2, and 3 into Row 4. For boys, total Rows 5, 6, and 7 into Row 8. **Note:** The totals in Row 4 for girls and in Row 8 for boys must be the same as the totals in Form T-1, Column 3, Rows 1 and 2 respectively.
- 3) For Column 3, list the number of interscholastic teams that have been added in the last five years at each competitive level. Count each team added during the 5 year period only one time. e.g. Girl's junior varsity soccer was added 3 years ago, count the team only once, not 3 times. For girls, total the entries in Rows 1, 2, and 3 into Row 4. For boys, total Rows 5, 6, and 7 into Row 8.
- 4) For Column 4, list the number of participants that are currently on each level of the teams that were added in the last five years. If a team was added previously but no longer exists, there are no current participants to be added for that team. For girls, total the entries in Rows 1, 2, and 3 into Row 4. For boys, total Rows 5, 6, and 7 into Row 8.
- 5) For Column 5, calculate the percentage of participants that have been added in the last five years. For girls, take the number in Column 4, Row 4 and divide by the number in Column 2, Row 4. For boys, take the number in Column 4, Row 8 and divide it by the number in Column 2, Row 8.

Note: If the percentage of current participants added in the last five years is 25% or greater, compliance with test two may be possible. If less than 25%, then compliance with test three should be analyzed. **CAUTION:** 25% is not a formal compliance standard.

Principal's Signature: \_\_\_\_\_



Date: March 10, 2003

**2002-2003**  
**ACCOMMODATION OF INTERESTS AND ABILITIES**  
**SUMMARY PROGRAM CHART 3**


KHSAA  
 Form T3  
 Rev. 9/02

**Participation Opportunities Test Three**

For any question answered "YES" identify the respective sport(s).

	GIRLS (Yes / No)		BOYS (Yes / No)
1. For a sport not currently played at the interscholastic level (varsity, junior varsity, or freshman) in your school, is there an intramural team offered for that sport?	yes		no
2. For a sport <u>not</u> currently offered in your interscholastic athletics program, is there sufficient interest to form a viable interscholastic team based on participation on an intramural team or community recreation teams?	no		no
3. For a sport <u>not</u> currently offered, is there sufficient interest to form a viable interscholastic team based on student responses from the interscholastic survey?	no		no
4. For a sport currently offered at the varsity level only, is there sufficient interest to form a viable team for a junior varsity, or freshman team that is not currently offered?	no		no
5. For a sport currently offered at the junior varsity or freshman level is there sufficient interest to form a varsity team not currently offered?	no		no
6. If you answered YES to question (1), (2), (3), (4), or (5), are there enough high schools in your geographic area offering the sport (at the appropriate level) to allow for the development of a reasonable schedule of competition?	yes		no

Principal's Signature: \_\_\_\_\_



Date: March 10, 2003



**2002-2003**  
**ACCOMODATION OF INTERESTS AND ABILITIES+**  
**SUMMARY PROGRAM CHART 4**

**Levels of Competition Test One**

		Column 1	Column 2	Column 3
Girls	Team Levels	Number of Teams Currently Offered	Number of Participants	Percentage of Participants at Each Level
Row 1	varsity:	6	87	50%
Row 2	j.v.:	6	78	45%
Row 3	frosh:	6	9	5%
Row 4	total:	18	174	100%
<b>Boys</b>				
Row 5	varsity:	5	71	50%
Row 6	j.v.:	5	50	35%
Row 7	frosh:	5	21	15%
Row 8	total:	15	142	100%

- 1) Column 1, list the number of interscholastic teams offered for girls and boys at each competitive level; varsity, junior varsity, and freshman. (Refer to Form T-2, Accommodation of Interests and Abilities, Summary Program Chart 2, Column 1.)
- 2) For Column 2, list the number of participants at each level. For girls, total the entries in Rows 1, 2, and 3 into Row 4. For boys, total the entries in Rows 5, 6, and 7 into Row 8. (Refer to Form T-2, Accommodation of Interests and Abilities, Summary Program Chart 2, Column 2.)
- 3) For Column 3, calculate the percentage of female and male participants at each level.  
For girls' varsity, junior varsity, and frosh, respectively:
  - Divide Column 2, Row 1 by Column 2, Row 4, and place the percentage in Column 3, Row 1.
  - Divide Column 2, Row 2 by Column 2, Row 4, and place the percentage in Column 3, Row 2.
  - Divide Column 2, Row 3 by Column 2, Row 4, and place the percentage in Column 3, Row 3.
 For boys' varsity, junior varsity, and frosh, respectively:
  - Divide Column 2, Row 5 by Column 2, Row 8, and place the percentage in Column 3, Row 5.
  - Divide Column 2, Row 6 by Column 2, Row 8, and place the percentage in Column 3, Row 6.
  - Divide Column 2, Row 7 by Column 2, Row 8, and place the percentage in Column 3, Row 7.


Principal's Signature: \_\_\_\_\_

Date: March 10, 2003

**2002-2003  
BUDGETED AND ACTUAL EXPENDITURES - PROGRAM COMPARISON CHART  
TO INCLUDE BOOSTER CLUB FUNDING**

	equipment and supplies		travel		awards		coaches' salaries (to include supplemental and extended employment)		facilities improvements		publications (if sport-specific)	
	B	E	B	E	B	E	B	E	B	E	B	E
G basketball	13,332.63	7,300.00			2,500.00		3,743.				250.00	
B basketball	16,400.00	9,200.					13,743.					
G softball	2,150.00	Season's not started					,070.					
B baseball	2,150.00	Season's not started					,070.					
G cross country	0	0	0				650.00					
B cross country	1,500.00						650.00					
G golf	0	0					650.00					
B golf	1,500.00		1,000.00				650.00					
G soccer / track	3,000.00											
B soccer / track	3,000.00											
G swimming	n/a											
B swimming	n/a											

1. Budget and expenditures on this 2002-2003 year report due by April 15, 2003, should reflect the total monies budgeted and spent for the entire year of 2001-2002 ending June 30, 2002.
2. "B" is for budgeted dollar amounts and "E" is for actual dollar expenditures.
3. Booster Club Funding/Contributions must be included in the expenditures total.

  
 Principal's Signature: \_\_\_\_\_ Date: March 10, 2003

**2002-2003  
BUDGETED AND ACTUAL EXPENDITURES - PROGRAM COMPARISON CHART 2  
TO INCLUDE BOOSTER CLUB FUNDING**

Teams	equipment and supplies		travel		awards		coaches' salaries (to include supplemental and extended employment)		facilities improvements		publications (if sport-specific)	
	B	E	B	E	B	E	B	E	B	E	B	E
G track	1,134.00	1,100.					650.00					
B track	1,134.00	1,102.					650.00					
G tennis	n/a											
B tennis	n/a											
G volleyball	n/a											
B wrestling	n/a											
G (list sport)	n/a											
B (football)	n/a											
G (list sport)	n/a											
B (list sport)	n/a											

1. Budget and expenditures on this 2002-2003 year report due by April 15, 2003, should reflect the total monies budgeted and spent for the entire year of 2001-2002 ending June 30, 2002.
2. "B" is for budgeted dollar amounts and "E" is for actual dollar expenditures.
3. Booster Club Funding/Contributions must be included in the expenditures total.

*[Handwritten Signature]*

Principal's Signature: \_\_\_\_\_ Date: March 10, 2003

## 2002-2003 KHSAA TITLE IX ATHLETICS AUDIT

KHSAA  
Form T41  
Rev. 9/02

### Checklist - Overall Interscholastic Athletics Program

Areas of Compliance	ADVANTAGE TO (Respond based on Internal Evaluation by checking the appropriate column.)		
	GIRLS' PROGRAM	BOYS' PROGRAM	NEITHER PROGRAM
<b>OPPORTUNITIES</b>			
Accommodation of Interest and Abilities			x
<b>BENEFITS</b>			
Equipment and Supplies			x
Scheduling of Games and Practice Time			x
Travel and Per Diem Allowances			x
Coaching			x
Locker Rooms, Practice and Competitive Facilities			x
Medical and Training Facilities and Services			x
Publicity			x
Support Services			x
Athletic Scholarships			n/a
Tutoring	x	x	
Housing and Dining Facilities and Services			x
Recruitment of Student Athletes			n/a

Principal's Signature: \_\_\_\_\_

Date: March 10, 2003

2002-2003  
TITLE IX

CORRECTIVE ACTION PLAN

School Name: Walke County High  
 School Year: 2002-03  
 Principal's Signature: [Signature]  
 Date: March 10, 2003

To complete this form, indicate the intended area which needs corrective action, the suggested change and time table for implementation. You may copy this form as needed. Please attach corrective action plans along with audit forms and submit by April 15, 2003.

ITEM FOR CORRECTION	SUGGESTED CHANGE	TIME TABLE FOR CORRECTIVE ACTION
We are up-grading our intramural Programs.	We are planning on implementing more moral in our students by having class tournaments and individual competitions.	2003-2004

▪ An explanation (status report) is needed for all areas identified previously as items for correction as well as all areas currently identified as items for correction. This form shall be typed.

Principal's Signature: [Signature] Date: March 10, 2003



## 2002-2003 INTERSCHOLASTIC ATHLETICS SURVEY

### Summary of Student Responses

School Name: Wolfe County High School

School Enrollment: 403

Date: March 6, 2003

Completed By: Robert Creech/Lisa Burgess

#### Instructions:

1. Summarize the Student Athletics Interest Surveys Form T-61 by listing the total number of responses on the line next to each sport.
2. Under the Other Category please provide a listing of the sports as well as the number of students who are interested in participating.
3. Please sign and date the Summary Form (T-63) and mail the Summary Form only to the KHSAA by April 15, 2003. Do not mail the student surveys (Form T-61). However, these Forms should be maintained in your files in the event they are requested subsequently.

380 Number of Surveys

380 Total Returned

9-12 Grades Surveyed

How Was The Survey Administered? Each homeroom teacher administered the survey  
(e.g. was it given in all English classes, or all home rooms, or advisee/advisor?)

#### Fall Sports (List Total Number of Participation Responses)

34 Cross Country (Girls)

12 Cross Country (Boys)

0 Field Hockey (Girls)

0 Football (Boys)

7 Golf (Girls)

11 Golf (Boys)

0 Soccer (Girls)

0 Soccer (Boys)

0 Volleyball (Girls)

0 Volleyball (Boys)

#### Winter Sport (List Total Number of Participation Responses)

43 Basketball (Girls)

31 Basketball (Boys)

0 Gymnastics (Girls)

0 Indoor Track (Girls)

0 Indoor Track (Boys)

0 Swimming & Diving (Girls)

0 Swimming & Diving (Boys)

Participation in Non-School Sports Activities  
 (From Student Survey T-61 Question 7)


<u>Sport</u>	<u>Number</u>
See Attached	

Reasons for not participating in interscholastic athletics.  
 (From Survey Question 8)

<u>Response</u>	<u>Number</u>
101 I prefer other activities such as band, chorus, etc.	
69 I don't have time	
18 The practice schedules and game times are inconvenient	
67 The sport I like isn't offered	
21 It's too expensive	
see attached I prefer to participate in club or intramural sports	
46 Working	
75 Other	
na/66	

Student Suggestions to encourage participation

football team  
 soccer  
 volleyball

  
 Principal's Signature

March 10, 2003

Date

0 Wrestling (Boys)

Spring Sport (List Total Number of Participation Responses)

27 Baseball (Boys)  
21 Fast Pitch Softball (Girls)  
0 Slow Pitch Softball (Girls)  
0 Tennis (Girls)  
0 Tennis (Boys)  
17 Track (Girls)  
19 Track (Boys)

Other Sports (From Student Survey T-61 Question 10)

<u>Name of Sport</u>	<u>Number of Students Interested In Participating</u>
<u>football</u>	<u>113</u>
<u>volleyball</u>	<u>11</u>
<u>soccer</u>	<u>9</u>
<u>swimming</u>	<u>22</u>
<u>tennis</u>	<u>0</u>
<u>wrestling</u>	<u>0</u>
<u> </u>	<u> </u>
<u> </u>	<u> </u>

Number of Students who participate in Intramural Sports.  
(From Student Survey T-61 Question 5)

<u>Sport</u>	<u>Number</u>
<u>n/a -not offered</u>	<u> </u>
<u> </u>	<u> </u>
<u> </u>	<u> </u>
<u> </u>	<u> </u>
<u> </u>	<u> </u>

List Intramural Sports students are interested in adding:  
(From Student Survey T-61 Question 6)

<u>Sport</u>	<u>Number</u>
<u>See Attached</u>	<u> </u>
<u> </u>	<u> </u>
<u> </u>	<u> </u>
<u> </u>	<u> </u>
<u> </u>	<u> </u>



**Wolfe County High School  
Interscholastic Athletics Student Survey**

12 : 4  
13 : 38  
14 : 71  
15 : 72  
16 : 52  
17 : 67  
18 : 12  
19 : 3      NA: 55

**OPTIONAL:** Name: Grand total Age 9-5-07

Male 179 Female 191 N/S: 10 Date 9-5-07 Total 380 + Absent: 23 = 403

1. Is the school district offering the Interscholastic sports you want to play?

126 yes  
148 no - I want to play see attached  
14 I am not interested in athletics

2. During the fall season, which Interscholastic sports would you like to play?

N/A: 2 wrestling - 7 cross country - 9 soccer - 6 softball - 6  
basketball - 26 baseball - 7 volleyball - 12 lacross - 1  
Football - 41 cheerleading - 11 tennis - 2 drag racing - 1  
158 I do not want to participate. hockey - 1 dance team - 1 swimming - 1  
running - 1

3. During the winter season, which Interscholastic sport would you like to play?

N/A: 4 wrestling - 3 cross country - 7 soccer - 2 skiing - 1  
basketball - 33 baseball - 6 volleyball - 5 Ice skating - 1  
Football - 27 cheerleading - 12 tennis - 2 hunting - 1  
183 I do not want to participate. hockey - 8 softball - 3 dance team - 2  
golf - 2

4. During the spring season, which Interscholastic sport would you like to play?

N/A - 2 drag racing - 1 volleyball - 8 softball - 15 wrestling - 1 gymnastics - 1  
basketball - 22 golf - 3 baseball - 19 swimming - 2 soccer - 4 running - 1  
Football - 39 cross country - 2 track - 10 tennis - 3 cheerleading - 3 hunting - 1  
119 I do not want to participate.

5. Do you participate in Intramural sports? If so, which sports?

56 yes FFA - 1 basketball - 9 softball - 1 Football - 14 volleyball - 1  
307 no cheerleading - 3

6. Which Intramural sports, if any, would you like to see added?

see attached

7. Do you participate in non-school sports activities? If yes, which sports?

77 yes see attached  
266 no NA: 30

8. Are you currently participating in Interscholastic athletics during any season?

99 yes hockey - 1  
286 no N/A - 8

9. Why do you NOT participate in interscholastic athletics during any season?

101 I prefer other activities such as band, chorus, FFA, FHA, TSA, etc.

69 I don't have time.

18 The practice times and game times are inconvenient.

67 The sport I like is not offered.

21 It is too expensive.

96 I work

75 other

NA/66

comments see attached.

---

9. Do you have any suggestions to encourage participation in Intramural Sports?

## Interscholastic Athletic Survey

Date: 9-5-02

### Attached comments:

1.	Cheerleading	1	Golf	2	Tennis	4
	Volleyball	11	Soccer	9	Wrestling	1
	Weightlifting	1	Swimming	2	Drag Racing	1
6.	Drag Racing	2	Football	113	Volleyball	18
	Baseball	3	Cross Country	1	Softball	3
	Lacrosse	2	Hockey	7	Hunting	2
	Boxing	2	Wrestling	3	Soccer	26
	Tennis	9	Gymnastics	1	Basketball	1
	Racquetball	1	Kickball	1	Dance	2
	None	126				
	N/A	72				
	Don't Know	15				
	Other	1				
7.	Soccer	3	Softball	2	Baseball	12
	ATV Riding	2	Drag Racing	1	Tennis	1
	Skiing	1	Snow Boarding	1	Inline Skate	1
	Ping Pong	1	Hunting	5	Fishing	1
	Football	18	Hockey	2	Water Sport	6
	Basketball	23	Horse Showing	1	Wrestling	1
	Volleyball	6	Lacrosse	1	Rock Climbing	1
	Dance	2	Gymnastics	3		

### Comments:

Not welcome on the team	12
None	90
Funds	90
More sports and better faculty	1
Hate this school	1
Volleyball	1
Football & Team	9
Don't like these surveys	1

No transportation	1	
Don't like sports	1	
Not interested	1	
I can coach soccer	1	
More sports	2	
You can raise more money to make it happen	1	
Win more games	1	
If you play sports you'd be surprised at how much it will help you		1
Weightlifting	1	
Participate in what you want to do	1	
<del>Shorten distance on travel</del>	1	

Suggestions:

Football Team & Football field	12	
Robert Scott scream	1	
Softball	1	
Baseball	1	
Soccer	1	
Should play them	1	
Intramural sport	1	
Get coaches for sport	1	
Other sports	4	
Glorify it more	1	
Cut the cost	1	
Tennis team	1	
Wrestling is cool	1	
Get scholarships	1	
Students in sports	1	
I love sports	1	
I participate in TSA	1	
Wish chorus, drama, chess team	1	
No sports I like	1	
I participate in sports	1	