



Kentucky High School Athletic Association

2280 Executive Drive ° Lexington, KY 40505 ° www.khsaa.org ° (859)299-5472 (859)293-5999 (fax)

MEMORANDUM

To: Superintendent, Principal, and Athletic Director
Atherton High School

From: Brigid L. DeVries, Commissioner
Larry Boucher, Assistant Commissioner *LB*


Date: May 13, 2004

Subject: 2003-2004 Title IX Annual Report Forms Submission

Enclosed please find a copy of Form T-65, The 2003-2004 Title IX Annual Report Forms Checklist. In addition, you may find an attachment with corrected copies of the forms submitted by your school personnel. Please review this information so the forms can be completed accurately in the future.

Also, KHSAA Audit Staff may have requested a re-submission of some of the 2003-2004 Annual Report Forms or need additional information on your athletic programs. Please submit this information by the date requested if this is applicable. Copies and all KHSAA Title IX documents must be kept current and included in your permanent Title IX File at the school. All documents are subject to Open Records Requests.

Should you need any further information, please do not hesitate to call anytime.



MEMORANDUM

TO: KHSAA Member School Superintendents, Principals, and Athletic Directors

FROM: Brigid L. DeVries, Commissioner
Larry Boucher, Executive Assistant Commissioner

DATE: May 13, 2004

RE: 2004 Title IX Forms Submission

School	Atherton High School	Reviewed by	Martha Mullins
--------	----------------------	-------------	----------------

The following is a status report regarding the required 2003 - 2004 Title IX submission of forms due in to the KHSAA office by April 15, 2004. Appropriate audit personnel have reviewed these forms and the following is a summary of this review.

I. Checklist of Forms properly submitted in a satisfactory manner:

✓	GE 19 (Annual Verification)		T-36 (Budget Expenses)
✓	T-1 (Summary Program Chart 1)	✓	T-41 (Checklist – Overall Interscholastic Program)
✓	T-2 (Summary Program Chart 2)	✓	T-60 (Corrective Action Plan)
✓	T-3 (Summary Program Chart 3)	✓	T-63 (Interscholastic Survey Results)
✓	T-4 (Summary Program Chart 4)	✓	T-68 (Five Year Summary)
	T-35 (Budget Expenses)		

II. Status

A.		2003 – 2004 Forms are satisfactory and no further information or action is necessary at this time.
B.	✓	Errors have been noted with respect to the following forms: <ul style="list-style-type: none"> ▪ Forms T-35 & T-36; Expenditures for awards should be actual figures by sport. Make these corrections and place the corrected forms in your permanent Title IX file.
C.		The following forms were omitted and must be submitted by school representatives:
D.	✓	Other Recommendation and Comments: <ul style="list-style-type: none"> ▪ It is recommended that students be placed on the Gender Equity Review Committee, and that they be active members of the Committee. ▪ It is recommended that your Gender Equity Review Committee meet at least once during the fall sports season, once during the winter sports season and once during the spring sports season. ▪ Please email the KHSAA a statement verifying that the school maintains a permanent Title IX file.

2003-2004

BUDGETED AND ACTUAL EXPENDITURES - PROGRAM COMPARISON CHART
TO INCLUDE BOOSTER CLUB FUNDING

Total
G = 76,263 (67%)
B = 57,250 (43%)
134,113

	equipment and supplies		travel		awards		coaches' salaries (to include supplemental and extended employment)		facilities improvements		publications (if sport-specific)	
	B	E	B	E	B	E	B	E	B	E	B	E
<i>Part-time - full-time Referee G = 25,710 B = 45,710</i>												
G basketball	1000	4165 ⁸⁵	0	1485	0	56 ⁶⁰	5316	5316	0	900	-	-
B basketball	1000	3500 ⁰²	0	1620	0	56 ⁶⁰	3772	3772	0	900	-	-
G softball	500	716 ⁴⁷	0	425	0	56 ⁶⁰	2270	2270	0	31,000	-	-
B baseball	500	611 ⁴²	0	270	0	56 ⁶⁰	2270	2270	0	0	-	-
G cross country	500	98 ⁰²	0	270	0	56 ⁶⁰	2658	2658	0	0	-	-
B cross country	500	98 ⁰²	0	270	0	56 ⁶⁰	2658	2658	0	0	-	-
G golf	0	0	0	0	0	0	0	0	0	0	-	-
B golf	0	0	0	0	0	56 ⁶⁰	2127	2127	0	0	-	-
G soccer	500	271 ³⁶	0	1215	0	56 ⁶⁰	2147	2147	0	0	-	-
B soccer	500	234 ³⁶	0	225	0	56 ⁶⁰	2658	2658	0	0	-	-
G swimming	500	0	0	270	0	56 ⁶⁰	1718	1718	0	0	-	-
B swimming	500	0	0	270	0	56 ⁶⁰	1718	1718	0	0	-	-

G = 509
B = 566

G = 5535
B = 4,140

G = 6580
B = 4521

G = 32,040
B = 1,000

1. Budget and expenditures on this 2003-2004 year report due by April 15, 2004, should reflect the total monies budgeted and spent for the entire year of 2002-2003 ending June 30, 2003.
 2. "B" is for budgeted dollar amounts and "E" is for actual dollar expenditures.
 3. Booster Club Funding/Contributions must be included in the expenditures total. Soccer
 4. Indicate percentage of total expenditures for each gender: Total Expenditures \$ 78,750.13 % for boys 30 % for girls 70

ASST 6. BASKETBALL 7764
SOFTBALL 7764
FIELD HOCKEY 7764

Principal's Signature: *[Signature]*
Date: 4-8-04

G = 31,579
B = 42,503 / 15,712

2003-2004
BUDGETED AND ACTUAL EXPENDITURES - PROGRAM COMPARISON CHART 2
TO INCLUDE BOOSTER CLUB FUNDING

Teams	equipment and supplies <i>G = 6580 A =</i>		travel		awards		coaches' salaries (to include supplemental and extended employment)		facilities improvements		publications (if sport-specific)	
	B	E	B	E	B	E	B	E	B	E	B	E
G track	500	0	0	0	0	56 ⁰⁰	3190	3190	0	0	-	-
B track	500	0	0	0	0	56 ⁰⁰	3190	3190	0	0	-	-
G tennis	500	145 ⁰⁰	0	0	0	56 ⁰⁰	2658	2658	0	140	-	-
B tennis	500	145 ⁰⁰	0	0	0	56 ⁰⁰	1895	1895	0	140	-	-
G volleyball	500	279 ⁵⁰	0	945	0	56 ⁰⁰	1963	1963	0	0	-	-
B wrestling	500	414 ⁹⁵	0	810	0	56 ⁰⁰	1963	1963	0	0	-	-
<i>ASST volleyball (list sport)</i> G	-	-	-	-	-	-	-	-	-	-	-	-
B (football)	1000	3547 ⁴³	0	675	0	56 ⁰⁰	5316	5316	0	0	-	-
<i>FIELD HOCKEY (list sport)</i> G	500	902 ⁰³	0	945	0	56 ⁰⁰	1895	1895	0	0	-	-
<i>ASST FOOTBALL (list sport)</i> Soccer	-	-	-	-	-	-	15986	15986	-	-	-	-

1. Budget and expenditures on this 2003-2004 year report due by April 15, 2004, should reflect the total monies budgeted and spent for the entire year of 2002-2003 ending June 30, 2003.

2. "B" is for budgeted dollar amounts and "E" is for actual dollar expenditures.

3. Booster Club Funding/Contributions must be included in the expenditures total.

4. Indicate percentage of total expenditures for each gender: Total Expenditures \$ 47654.91 % for boys 72 % for girls 28

Principal's Signature: *Julia [Signature]* Date: 4-8-04



**2003-2004 KENTUCKY HIGH SCHOOL ATHLETIC ASSOCIATION
ANNUAL VERIFICATION OF TITLE IX PROCEDURES**
(To be submitted by April 15, 2004 along with other required forms)

APR 13 2004 The ATHERTON High School, LOUISVILLE, Kentucky
(Name of High School) (City)

certifies to the Kentucky High School Athletic Association that the following is an accurate and true representation of the facts surrounding compliance with 20 U.S.C. Sections 1681-1688, et. Seq. (also known as Title IX)

I certify the following provisions in accordance with records at the school contained in the permanent Title IX file, and to the best of my knowledge have completed the following tasks. (All boxes must be checked)

- Established a gender equity committee at the high school. (list committee personnel and provide attachment if necessary)

Name	Address	Phone	Title
ROBERT PETERS	3000 DUNDAS RD	485-8732	A.D.
PAT CANTWELL	3000 DUNDAS RD	485-8730	COACH
CANDI CONWAY	3000 DUNDAS RD	485-8202	ASS'T PRIN.
TERI KENDALL	3000 DUNDAS RD	485-8730	COACH
GARY SATORI	3000 DUNDAS RD	485-8202	COACH

Not a committee

- Scheduled a minimum of three meetings during the 2003-2004 school year on the following dates:
9-8-03
12-8-03
2-19-04

Not a meeting

- Designated the following person(s) as the Title IX coordinator for the school:

Name	Title	Address	Phone
ROBERT PETERS	Athletic Director	3000 DUNDAS 40205	485-8732

- School personnel are continuing to make periodic reviews of the boys and girls athletics program reflected in the Corrective Action Plan.

- In addition to the above information, the above referenced school maintains a complete permanent file relative to Title IX records including copies of the self-assessment audit, all corrective action plans, and other related materials

Principal's Signature

Date

Superintendent Signature

School Board Chairpersons' Signature

(Send original copy to KHSAA - Maintain duplicate in Title IX school folder)

2003-2004
ACCOMMODATION OF INTERESTS AND ABILITIES
SUMMARY PROGRAM CHART 1

KHSAA
 Form T1
 Rev. 8/03

Participation Opportunities Test One


		(Column 1)	(Column 2)	(Column 3)	(Column 4)
	Program	Enrollment	Percentage of Total Enrollment	Number of Interscholastic Participants (double and triple count)	Percentage of Total Participation
Row 1	GIRLS	477	53	167	55
Row 2	BOYS	417	47	138	45
Row 3	Totals	894	100%	305	100%

Instructions:

*Number of 8th grade students & below used in Column 3 and Column 4 calculations if applicable: 2

- Determine the total number of girls enrolled, (place in Row 1, Column 1). Determine the total number of boys enrolled, (place in Row 2, Column 1).
- Add the total number of girls and boys enrolled to determine total enrollment, (place in Row 3, Column 1).
- Calculate the percentage of total enrollment that is female. (Divide Row 1, Column 1 by row 3, Column 1 and place in Row 1, Column 2.) Calculate the percentage of total enrollment that is male. (Divide Row 2, Column 1 by Row 3, Column 1 and place in Row 2, Column 2.) Note: Row 1, Column 2 plus Row 2, Column 2 should total 100%.
- Ask the head coaches to review the most updated eligibility or squad lists for their teams. Ask coaches to confirm the names of those individuals who are on the team as of the first **date of competition**, and cross out the names of those who were cut from the team or quit the team prior to the first competitive event. Determine the total number of interscholastic athletics participants that are girls, (and place in Row 1, Column 3). In order to determine the total number of athletics participants, an individual should be counted each time he or she participates on a team. For example, if Jane Doe competes on the varsity volleyball team, the junior varsity volleyball team, the junior varsity basketball team, and the varsity softball team, she should be counted as four participants (**do not include club or intramural sports participants, cheerleaders, dance teams, or pom squads**). Calculate the same way for boys and girls. * In addition, should 8th grade students and below play on a Freshman, Junior Varsity, or Varsity team, they should also be counted for each team and sport on which they participate. If applicable, please asterisk the above notation as to how many 8th grade students & below are included in the totals. Using the same procedure, determine the total number of interscholastic athletic participants that are boys, (and place in Row 2, Column 3). Add Row 1, Column 3 plus Row 2, Column 3 to get total participants and place in Row 3, Column 3.
- Calculate the percentage of female participation. (Row 1, Column 3 divided by Row 3, Column 3 and place in Row 1, Column 4.) Calculate the percentage of male participation. (Row 2, Column 3 divided by Row 3, Column 3 and place in Row 2, Column 4.) Note: Row 1, Column 4 plus Row 2, Column 4 should total 100%.

Note: While being within three percent is not a formal compliance standard; if the percent listed in Row 1, Column 4 is within 3% of Row 1, Column 2, then it provides a good target within which compliance is likely.

Principal's Signature:  Date: 4-8-04

**ACCOMMODATION OF INTERESTS AND ABILITIES
SUMMARY PROGRAM CHART 2**


Participation Opportunities Test Two

		Column 1	Column 2	Column 3	Column 4	Column 5
Program		Number of Teams Currently Offered	Number of Participants	Number of Teams Added in Last Five Years	Number of Participants Added in Last Five Years	Percent of Total Participation By Sex Added in Last 5 Years
GIRLS	Row 1	varsity:	9	106	0	0
	Row 2	j.v.:	5	51	0	0
	Row 3	frosh:	1	10	1	64
	Row 4	total:	15	167	1	64
BOYS	Row 5	varsity:	9	117	0	0
	Row 6	j.v.:	3	13	0	0
	Row 7	frosh:	1	8	1	46
	Row 8	total:	12	138	1	46

- 1) For Column 1, list the number of interscholastic teams offered for girls and boys at each competitive level (varsity, junior varsity, and freshman). For girls, total each of the entries in Rows 1, 2, and 3 into Row 4. For boys, total Rows 5, 6, and 7 into Row 8.
- 2) For Column 2, list the number of participants at each level. For girls, total each of the entries in Rows 1, 2, and 3 into Row 4. For boys, total Rows 5, 6, and 7 into Row 8. **Note:** The totals in Row 4 for girls and in Row 8 for boys must be the same as the totals in Form T-1, Column 3, Rows 1 and 2 respectively.
- 3) For Column 3, list the number of interscholastic teams that have been added in the last five years at each competitive level. Count each team added during the 5 year period only one time. e.g. Girl's junior varsity soccer was added 3 years ago, count the team only once, not 3 times. For girls, total the entries in Rows 1, 2, and 3 into Row 4. For boys, total Rows 5, 6, and 7 into Row 8.
- 4) For Column 4, list the number of participants that are currently on each level of the teams that were added in the last five years. If a team was added previously but no longer exists, there are no current participants to be added for that team. For girls, total the entries in Rows 1, 2, and 3 into Row 4. For boys, total Rows 5, 6, and 7 into Row 8.
- 5) For Column 5, calculate the percentage of participants that have been added in the last five years. For girls, take the number in Column 4, Row 4 and divide by the number in Column 2, Row 4. For boys, take the number in Column 4, Row 8 and divide it by the number in Column 2, Row 8.

Note: If the percentage of current participants added in the last five years is 25% or greater, compliance with test two may be possible. If less than 25%, then compliance with test three should be analyzed. **CAUTION:** 25% is not a formal compliance standard.

Principal's Signature:



Date:

4-8-04


2003-2004
ACCOMMODATION OF INTERESTS AND ABILITIES
SUMMARY PROGRAM CHART 3

Participation Opportunities Test Three

FOR ANY QUESTION ANSWERED "YES" IDENTIFY THE RESPECTIVE SPORT(S).

	GIRLS (Yes / No)		BOYS (Yes / No)
1. For a sport not currently played at the interscholastic level (varsity, junior varsity, or freshman) in your school, is there an intramural team offered for that sport?	NO		NO
2. For a sport <u>not</u> currently offered in your interscholastic athletics program, is there sufficient interest to form a viable interscholastic team based on participation on an intramural team or community recreation teams?	NO		NO
3. For a sport <u>not</u> currently offered, is there sufficient interest to form a viable interscholastic team based on student responses from the interscholastic survey?	NO		NO
4. For a sport currently offered at the varsity level only, is there sufficient interest to form a viable team for a junior varsity, or freshman team that is not currently offered?	NO		NO
5. For a sport currently offered at the junior varsity or freshman level is there sufficient interest to form a varsity team not currently offered?	NO		NO
6. If you answered YES to question (1), (2), (3), (4), or (5), are there enough high schools in your geographic area offering the sport (at the appropriate level) to allow for the development of a reasonable schedule of competition?			

Principal's Signature: _____



Date: _____

4-8-04

2003-2004
ACCOMODATION OF INTERESTS AND ABILITIES
SUMMARY PROGRAM CHART 4

Levels of Competition Test One

		Column 1	Column 2	Column 3
Girls	Team Levels	Number of Teams Currently Offered	Number of Participants	Percentage of Participants at Each Level
Row 1	varsity:	9	106	64
Row 2	j.v.:	5	51	30
Row 3	frosh:	1	10	6
Row 4	total:		167	100%
Boys				
Row 5	varsity:	9	117	85
Row 6	j.v.:	3	13	9
Row 7	frosh:	1	8	6
Row 8	total:		138	100%

- 1) Column 1, list the number of interscholastic teams offered for girls and boys at each competitive level; varsity, junior varsity, and freshman. (Refer to Form T-2, Accommodation of Interests and Abilities, Summary Program Chart 2, Column 1.)
- 2) For Column 2, list the number of participants at each level. For girls, total the entries in Rows 1, 2, and 3 into Row 4. For boys, total the entries in Rows 5, 6, and 7 into Row 8. (Refer to Form T-2, Accommodation of Interests and Abilities, Summary Program Chart 2, Column 2.)
- 3) For Column 3, calculate the percentage of female and male participants at each level.
 - For girls' varsity, junior varsity, and frosh, respectively:
 - Divide Column 2, Row 1 by Column 2, Row 4, and place the percentage in Column 3, Row 1.
 - Divide Column 2, Row 2 by Column 2, Row 4, and place the percentage in Column 3, Row 2.
 - Divide Column 2, Row 3 by Column 2, Row 4, and place the percentage in Column 3, Row 3.
 -
 - For boys' varsity, junior varsity, and frosh, respectively:
 - Divide Column 2, Row 5 by Column 2, Row 8, and place the percentage in Column 3, Row 5.
 - Divide Column 2, Row 6 by Column 2, Row 8, and place the percentage in Column 3, Row 6.
 - Divide Column 2, Row 7 by Column 2, Row 8, and place the percentage in Column 3, Row 7.

Principal's Signature: _____

Date: 4-8-04

EXTRA SERVICE PAY SCHEDULE 2003-04

ATHLETIC AND RELATED ACTIVITIES IN SENIOR HIGH SCHOOLS

TITLE	STEP 0	STEP 1	STEP 2	STEP 3	STEP 4
Athletic Director	3926	4539	5153	5766	6380
Head Football	3272	3783	4294	4805	5316
Head Basketball (1)	3272	3783	4294	4805	5316
Asst. Football	1963	2270	2576	2883	3190
JV Basketball (1)	1963	2270	2576	2883	3190
Track (1)	1963	2270	2576	2883	3190
Baseball	1963	2270	2576	2883	3190
Softball	1963	2270	2576	2883	3190
Wrestling	1963	2270	2576	2883	3190
Volleyball	1963	2270	2576	2883	3190
Cheerleaders	1963	2270	2576	2883	3190
JROTC Rifle Team	1963	2270	2576	2883	3190
Sch Tech Coordinator	1963	2270	2576	2883	3190
Drill Corps	1636	1895	2147	2403	2658
Cross Country (1)	1636	1895	2147	2403	2658
Field Hockey	1636	1895	2147	2403	2658
Soccer (1)	1636	1895	2147	2403	2658
Tennis (1)	1636	1895	2147	2403	2658
JV Volleyball	1309	1513	1718	1922	2127
Golf (1)	1309	1513	1718	1922	2127
Swimming	1309	1513	1718	1922	2127
Chess Sponsor	1309	1513	1718	1922	2127
ROTC Drill Team	1309	1513	1718	1922	2127
Asst. Wrestling (2)	26 1309	1513	1718	1922	2127
Asst. Field Hockey (2)	JV SCH 1309	1513	1718	1922	2127
Asst. Track (1)(2)	32 981	1135	1288	1441	1595
Asst. Soccer (1)(2)	JV SCH 981	1135	1288	1441	1595
Freshman Basketball (1)	981	1135	1288	1441	1595
Freshman Football	981	1135	1288	1441	1595

ASSISTANT ATHLETIC DIRECTOR'S (GAME MANAGERS)

TITLE	STEP 0	STEP 1	STEP 2	STEP 3	STEP 4
Assistant Athletic Director	1700	2000	2300	2600	3000

Schools will be required to pay the listed Board approved scale. However, step progression is not mandatory.

SCHOOL FUNDED SPORT/SUPPORT POSITIONS

TITLE	STEP 1	STEP 2	STEP 3	STEP 4	
SCHOOL FUNDED SPORT/SUPPORT	200	500	800	1100	1400

Schools will be required to pay the listed Board approved scale. However, step progression is not mandatory.

OTHER ACTIVITIES IN SENIOR HIGH SCHOOLS AND *YPAS

TITLE	STEP 0	STEP 1	STEP 2	STEP 3	STEP 4
Band Director	2944	3405	3864	4325	4785
Academic Competition Coordinator	1963	2270	2576	2883	3190
Asst Band Director <input checked="" type="checkbox"/>	1309	1513	1718	1922	2127
*Choral Director	1309	1513	1718	1922	2127
Newspaper Sponsor	1309	1513	1718	1922	2127
Yearbook Sponsor	1309	1513	1718	1922	2127
*Drama Sponsor	1309	1513	1718	1922	2127
Speech and Debate	1309	1513	1718	1922	2127
*Instrumental Band Dir	1309	1513	1718	1922	2127
*Instrumental Strings Dir	1309	1513	1718	1922	2127
Orchestra (Concert) Dir	1309	1513	1718	1922	2127
Quick Recall Sponsor	1309	1513	1718	1922	2127
**JV Quick Recall Sponsor	500				
**Future Problem Solving Sponsor	318				

Band Director: Out of County Band Camp \$80.00 per day, Maximum 7 days

ATHLETIC AND RELATED ACTIVITIES IN MIDDLE SCHOOLS

TITLE	STEP 0	STEP 1	STEP 2	STEP 3	STEP 4
School Tech Coordinator	1636	1895	2147	2403	2658
Basketball (1)	981	1135	1288	1441	1595
Academic Competition Coordinator	981	1135	1288	1441	1595
Cheerleaders	654	756	859	961	1063
Drill Corps	327	378	429	481	532
Quick Recall	327	378	429	481	532
Future Problem Solving	327	378	429	481	532
Activities Sponsor	327	378	429	481	532

ACTIVITIES IN ELEMENTARY SCHOOLS

TITLE	STEP 0	STEP 1	STEP 2	STEP 3	STEP 4
School Tech Coordinator	1309	1513	1718	1922	2127

(1) Increment times 1.5 is paid to a person who coaches both teams.

Increment is for teams which meet approved participation levels.

Increment is for 100 or more members of marching band.


** Paid by the Academic Competition Department and not subject to step increases.

2003-2004 KHSAA TITLE IX ATHLETICS AUDIT

KHSAA
Form T41
Rev. 8/03

Checklist - Overall Interscholastic Athletics Program

Areas of Compliance	ADVANTAGE TO (Respond based on Internal Evaluation by checking the appropriate column.)		
	GIRLS' PROGRAM	BOYS' PROGRAM	NEITHER PROGRAM
OPPORTUNITIES			
Accommodation of Interest and Abilities			✓
BENEFITS			
Equipment and Supplies			✓
Scheduling of Games and Practice Time			✓
Travel and Per Diem Allowances			✓
Coaching			✓
Locker Rooms, Practice and Competitive Facilities			✓
Medical and Training Facilities and Services			✓
Publicity			✓
Support Services			✓
Athletic Scholarships			✓
Tutoring			✓
Housing and Dining Facilities and Services			✓
Recruitment of Student Athletes			✓

Principal's Signature: 

Date: 4-8-04

SCHOOL NAME

ATHERTON HS

2003-2004

TITLE IX


CORRECTIVE ACTION PLAN

To complete this form, indicate the intended area which needs corrective action, the suggested change and time table for implementation. You may copy this form as needed. Please attach corrective action plans along with audit forms and submit by April 15, 2004.

ITEM FOR CORRECTION	SUGGESTED CHANGE	TIME TABLE FOR CORRECTIVE ACTION
INCREASE SIZE OF BACKSTOP ON SOFTBALL FIELD	HEIGHTEN SIDES ABOVE FIRST AND TIAID BASE LINES	COMPLETED 3-04
DUGOUTS ON SOFTBALL FIELD	DUGOUTS / PROTECTIVE AREA FOR HOME AND VISITOR	SUBMITTED TO JEPS. PRE-CONSTRUCTION MEETING HELD 3-04 (CONSTRUCTION BEGUN - 4-04)
PRESS BOX ON SOFTBALL FIELD	PRESS BOX BEHIND HOME PLATE	SUBMITTED TO JEPS. EMERGENCY PROJECT COMPLETE
FIELD HOCKEY PRACTICE FIELD	REGULATION SIZE FIELD	BASIC FIELD COMPLETE 11-03

For all areas currently identified as items for correction, an intended corrective action explanation is needed. THIS FORM SHALL BE TYPED.

Principal's Signature:



Date:

4-8-04

2003-2004 INTERSCHOLASTIC ATHLETICS SURVEY
Summary of Student Responses

School Name	ATHERTON HS
School Enrollment	894
Date	4-8-04
Completed By	ROBERT PETERS -

Instructions:

1. Summarize the Student Athletics Interest Surveys Form T-61 by listing the total number of responses on the line next to each sport.
2. Under the Other Category please provide a listing of the sports as well as the number of students who are interested in participating.
3. Please sign and date the Summary Form (T-63) and mail the Summary Form only to the KHSAA by April 15, 2004. Do not mail the student surveys (Form T-61). However, these Forms should be maintained in your files in the event they are requested subsequently.

894 Number of Surveys

612 Total Returned (A minimum of 80% return is expected) 68%

9-12 Grades Surveyed

How Was The Survey Administered? ALL 1ST PERIOD CLASSES
(e.g. was it given in all English classes, or all home rooms, or advisee/advisor?)

Fall Sports (List Total Number of Participation Responses)

23 Cross Country (Girls)
17 Cross Country (Boys)
51 Field Hockey (Girls)
74 Football (Boys)
7 Golf (Girls)
13 Golf (Boys)
46 Soccer (Girls)
48 Soccer (Boys)
89 Volleyball (Girls)
11 Volleyball (Boys)

Winter Sport (List Total Number of Participation Responses)

56 Basketball (Girls)
87 Basketball (Boys)
40 Gymnastics (Girls)
41 Indoor Track (Girls)
41 Indoor Track (Boys)
45 Swimming & Diving (Girls)
17 Swimming & Diving (Boys)

10 Wrestling (Boys)

Spring Sport (List Total Number of Participation Responses)

<u>55</u>	Baseball (Boys)
<u>36</u>	Fast Pitch Softball (Girls)
<u>37</u>	Slow Pitch Softball (Girls)
<u>69</u>	Tennis (Girls)
<u>25</u>	Tennis (Boys)
<u>44</u>	Track (Girls)
<u>36</u>	Track (Boys)

Other Sports (From Student Survey T-61 Question 10)

Name of Sport	Number of Students Interested In Participating
<u>PING PONG</u>	_____
<u>LACROSSE</u>	_____
<u>ICE HOCKEY</u>	_____
<u>FENCING</u>	_____
<u>BOWLING</u>	_____
_____	_____
_____	_____
_____	_____

Number of Students who participate in Intramural Sports.
(From Student Survey T-61 Question 5)

<u>Sport</u>	<u>Number</u>
_____	<u>0</u>
_____	_____
_____	_____
_____	_____
_____	_____

List Intramural Sports students are interested in adding:
(From Student Survey T-61 Question 6)

<u>Sport</u>	<u>Number</u>
<u>FLAG FOOTBALL</u>	<u>6</u>
<u>TENNIS</u>	<u>4</u>
<u>PING PONG</u>	<u>7</u>
<u>VOLLEYBALL</u>	<u>7</u>
<u>LACROSSE</u>	<u>21</u>
_____	_____

Participation in Non-School Sports Activities
(From Student Survey T-61 Question 7)


<u>Sport</u>	<u>Number</u>
<u>BASEBALL</u>	<u>14</u>
<u>BASKETBALL</u>	<u>52</u>
<u>SOCCER</u>	<u>22</u>
<u>ICE HOCKEY</u>	<u>3</u>
<u>VOLLEYBALL</u>	<u>9</u>
<u>SOFTBALL</u>	<u>3</u>

Reasons for not participating in interscholastic athletics.
(From Survey Question 8)

<u>Response</u>	<u>Number</u>
<u>41</u> I prefer other activities such as band, chorus, etc.	
<u>139</u> I don't have time	
<u>47</u> The practice schedules and game times are inconvenient	
<u>41</u> The sport I like isn't offered	
<u>25</u> It's too expensive	
<u>13</u> I prefer to participate in club or intramural sports	
<u>86</u> Working	
<u>86</u> Other	

Student Suggestions to encourage participation

- CHANGE LEVEL OF COMPETITION FOR FOOTBALL
- MORE FUNDING FOR TEAMS
- MORE INFO ON TEAMS
- ALLOW PARTICIPATION TO COUNT AS P.E. CREDIT OR SERVICE LEARNING
- MORE TRANSPORTATION


Principal's Signature

4-8-04
Date