

MEMORANDUM

TO: KHSAA Member School Superintendents, Principals, and Athletic Directors

FROM: Brigid L. DeVries, Commissioner
Larry Boucher, Executive Assistant Commissioner

DATE: April 23, 2004

RE: 2004 Title IX Forms Submission

School	Boyle County High School	Reviewed by	Fran Edwards
--------	--------------------------	-------------	--------------

The following is a status report regarding the required 2003 - 2004 Title IX submission of forms due in to the KHSAA office by April 15, 2004. Appropriate audit personnel have reviewed these forms and the following is a summary of this review.

I. Checklist of Forms properly submitted in a satisfactory manner:

✓	GE 19 (Annual Verification)	✓	T-36 (Budget Expenses)
✓	T-1 (Summary Program Chart 1)	✓	T-41 (Checklist – Overall Interscholastic Program)
✓	T-2 (Summary Program Chart 2)	✓	T-60 (Corrective Action Plan)
✓	T-3 (Summary Program Chart 3)	✓	T-63 (Interscholastic Survey Results))
✓	T-4 (Summary Program Chart 4)		T-68 (Five Year Summary)
✓	T-35 (Budget Expenses)		

II. Status

A.		2003 – 2004 Forms are satisfactory and no further information or action is necessary at this time.
B.		Errors have been noted with respect to the following forms:
C.	✓	The following forms were omitted and must be submitted by school representatives: <ul style="list-style-type: none"> Form T-68 Five Year Summary. The third page of this form was omitted. Submit Form T-68 to the KHSAA by June 15, 2004.
D.	✓	Other Recommendation and Comments: <ul style="list-style-type: none"> It is recommended that students be placed on the Gender Equity Review Committee, and that they be active members of the Committee. With regard to Form T-68, the dance team can not be considered in the Opportunities portion of the form. Also, several entries on Form T-68 do not indicate that the improvement is specifically related to gender equity. For example, are only girls using the middle school gym? How does increasing the budget for boys' soccer and baseball enhance benefits for females? It appears that it would be appropriate to review expenditures for athletics. Based on the information submitted in this report, approximately \$189 more is being spent for each male athlete as compared with each female athlete. This seems to be a great disparity and this difference should be considered relative to gender equity.



**2003-2004 KENTUCKY HIGH SCHOOL ATHLETIC ASSOCIATION
ANNUAL VERIFICATION OF TITLE IX PROCEDURES**
(To be submitted by April 15, 2004 along with other required forms)

The Boyle County High School, Danville, Kentucky
(Name of High School) (City)

certifies to the Kentucky High School Athletic Association that the following is an accurate and true representation of the facts surrounding compliance with 20 U.S.C. Sections 1681-1688, et. Seq. (also known as Title IX)

I certify the following provisions in accordance with records at the school contained in the permanent Title IX file, and to the best of my knowledge have completed the following tasks. (All boxes must be checked)

- ☒ Established a gender equity committee at the high school. (list committee personnel and provide attachment if necessary)

Name	Address	Phone	Title
Jim Spears		(859)236-5047	Athletic Director
Pam Rogers		(859)236-6634	Superintendent
Kerry Anness		(859)236-5047	Principal
Mike Pittman		(859)236-6634	DPP
Jackie Smith		(859)236-5047	Counselor
Mark & Jonie Morgan		(859)236-0092	Parents
Doug Sharp		(859)236-5047	Teacher/Coach
Michelle Feistritz		(859)236-5047	Teacher/Coach
Sharon Johnson		(859)236-7900	School Board Rep.

- ☒ Scheduled a minimum of three meetings during the 2003-2004 school year on the following dates:

March 16, 2004

March 23, 2004

March 30, 2004

- ☒ Designated the following person(s) as the Title IX coordinator for the school:

<u>Jim Spears</u>	<u>AD/Title IX Coordinator</u>	<u>446 Quarry Rd. (859)936-0075</u>
Name	Title	Address Phone
		<u>Danville, KY 40422</u>

- ☒ School personnel are continuing to make periodic reviews of the boys and girls athletics program reflected in the Corrective Action Plan.

- ☒ In addition to the above information, the above referenced school maintains a complete permanent file relative to Title IX records including copies of the self-assessment audit, all corrective action plans, and other related materials.

Kerry Anness
Principal's Signature

5/15 2004
Date

Pam Rogers
Superintendent Signature

Barton Miles 3-30-04
School Board Chairpersons' Signature

(Send original copy to KHSAA - Maintain duplicate in Title IX school folder)

2003-2004
ACCOMMODATION OF INTERESTS AND ABILITIES
SUMMARY PROGRAM CHART 1

KHSAA
Form T1
Rev. 8/03

Participation Opportunities Test One

		(Column 1)	(Column 2)	(Column 3)	(Column 4)
	Program	Enrollment	Percentage of Total Enrollment	Number of Interscholastic Participants (double and triple count)	Percentage of Total Participation
Row 1	GIRLS	413	47.8	311	44.6
Row 2	BOYS	451	52.2	386	55.4
Row 3	Totals	864	100%	697	100%

Instructions:

*Number of 8th grade students & below used in Column 3 and Column 4 calculations if applicable: 11

- 1) Determine the total number of girls enrolled, (place in Row 1, Column 1).
Determine the total number of boys enrolled, (place in Row 2, Column 1).
- 2) Add the total number of girls and boys enrolled to determine total enrollment, (place in Row 3, Column 1).
- 3) Calculate the percentage of total enrollment that is female. (Divide Row 1, Column 1 by row 3, Column 1 and place in Row 1, Column 2.) Calculate the percentage of total enrollment that is male. (Divide Row 2, Column 1 by Row 3, Column 1 and place in Row 2, Column 2.) Note: Row 1, Column 2 plus Row 2, Column 2 should total 100%.
- 4) Ask the head coaches to review the most updated eligibility or squad lists for their teams. Ask coaches to confirm the names of those individuals who are on the team as of the first **date of competition**, and cross out the names of those who were cut from the team or quit the team prior to the first competitive event. Determine the total number of interscholastic athletics participants that are girls, (and place in Row 1, Column 3). In order to determine the total number of athletics participants, an individual should be counted each time he or she participates on a team. For example, if Jane Doe competes on the varsity volleyball team, the junior varsity volleyball team, the junior varsity basketball team, and the varsity softball team, she should be counted as four participants (**do not include club or intramural sports participants, cheerleaders, dance teams, or pom squads**). Calculate the same way for boys and girls. * In addition, should 8th grade students and below play on a Freshman, Junior Varsity, or Varsity team, they should also be counted for each team and sport on which they participate. If applicable, please asterisk the above notation as to how many 8th grade students & below are included in the totals. Using the same procedure, determine the total number of interscholastic athletic participants that are boys, (and place in Row 2, Column 3). Add Row 1, Column 3 plus Row 2, Column 3 to get total participants and place in Row 3, Column 3.
- 5) Calculate the percentage of female participation. (Row 1, Column 3 divided by Row 3, Column 3 and place in Row 1, Column 4.)
Calculate the percentage of male participation. (Row 2, Column 3 divided by Row 3, Column 3 and place in Row 2, Column 4.) Note: Row 1, Column 4 plus Row 2, Column 4 should total 100%.

Note: While being within three percent is not a formal compliance standard; if the percent listed in Row 1, Column 4 is within 3% of Row 1, Column 2, then it provides a good target within which compliance is likely.

Principal's Signature: _____

Date: 2/30/04

2003-2004
ACCOMMODATION OF INTERESTS AND ABILITIES
SUMMARY PROGRAM CHART 2

KHSAA
Form T2
Rev. 8/03

Participation Opportunities Test Two

		Column 1	Column 2	Column 3	Column 4	Column 5
Program		Number of Teams Currently Offered	Number of Participants	Number of Teams Added in Last Five Years	Number of Participants Added in Last Five Years	Percent of Total Participation By Sex Added in Last 5 Years
GIRLS	Row 1	varsity:	9	181		
	Row 2	j.v.:	8	118		
	Row 3	frosh:	2	12	1	6
	Row 4	total:	19	311	1	6
BOYS	Row 5	varsity:	9	228		
	Row 6	j.v.:	8	130		
	Row 7	frosh:	2	28		
	Row 8	total:	19	386	0	0

- 1) For Column 1, list the number of interscholastic teams offered for girls and boys at each competitive level (varsity, junior varsity, and freshman). For girls, total each of the entries in Rows 1, 2, and 3 into Row 4. For boys, total Rows 5, 6, and 7 into Row 8.
- 2) For Column 2, list the number of participants at each level. For girls, total each of the entries in Rows 1, 2, and 3 into Row 4. For boys, total Rows 5, 6, and 7 into Row 8. **Note:** The totals in Row 4 for girls and in Row 8 for boys must be the same as the totals in Form T-1, Column 3, Rows 1 and 2 respectively.
- 3) For Column 3, list the number of interscholastic teams that have been added in the last five years at each competitive level. Count each team added during the 5 year period only one time. e.g. Girl's junior varsity soccer was added 3 years ago, count the team only once, not 3 times. For girls, total the entries in Rows 1, 2, and 3 into Row 4. For boys, total Rows 5, 6, and 7 into Row 8.
- 4) For Column 4, list the number of participants that are currently on each level of the teams that were added in the last five years. If a team was added previously but no longer exists, there are no current participants to be added for that team. For girls, total the entries in Rows 1, 2, and 3 into Row 4. For boys, total Rows 5, 6, and 7 into Row 8.
- 5) For Column 5, calculate the percentage of participants that have been added in the last five years. For girls, take the number in Column 4, Row 4 and divide by the number in Column 2, Row 4. For boys, take the number in Column 4, Row 8 and divide it by the number in Column 2, Row 8.

Note: If the percentage of current participants added in the last five years is 25% or greater, compliance with test two may be possible. If less than 25%, then compliance with test three should be analyzed. **CAUTION:** 25% is not a formal compliance standard.

Principal's Signature: _____

Date: _____



2003-2004
ACCOMMODATION OF INTERESTS AND ABILITIES
SUMMARY PROGRAM CHART 3

KHSAA
Form T3
Rev. 8/03

Participation Opportunities Test Three

FOR ANY QUESTION ANSWERED "YES" IDENTIFY THE RESPECTIVE SPORT(S).

	GIRLS (Yes / No)		BOYS (Yes / No)
1. For a sport not currently played at the interscholastic level (varsity, junior varsity, or freshman) in your school, is there an intramural team offered for that sport?	N		N
2. For a sport <u>not</u> currently offered in your interscholastic athletics program, is there sufficient interest to form a viable interscholastic team based on participation on an intramural team or community recreation teams?	N		N
3. For a sport <u>not</u> currently offered, is there sufficient interest to form a viable interscholastic team based on student responses from the interscholastic survey?	N		N
4. For a sport currently offered at the varsity level only, is there sufficient interest to form a viable team for a junior varsity, or freshman team that is not currently offered?	N		N
5. For a sport currently offered at the junior varsity or freshman level is there sufficient interest to form a varsity team not currently offered?	N/A		N/A
6. If you answered YES to question (1), (2), (3), (4), or (5), are there enough high schools in your geographic area offering the sport (at the appropriate level) to allow for the development of a reasonable schedule of competition?	N/A		N/A

Principal's Signature:  Date: 

2003-2004
ACCOMODATION OF INTERESTS AND ABILITIES
SUMMARY PROGRAM CHART 4

Levels of Competition Test One

		Column 1	Column 2	Column 3
Girls	Team Levels	Number of Teams Currently Offered	Number of Participants	Percentage of Participants at Each Level
Row 1	varsity:	9	181	58.2
Row 2	j.v.:	8	118	37.9
Row 3	frosh:	2	12	3.9
Row 4	total:		311	100%
Boys				
Row 5	varsity:	9	228	59.1
Row 6	j.v.:	8	130	33.7
Row 7	frosh:	2	28	7.2
Row 8	total:		386	100%

- 1) Column 1, list the number of interscholastic teams offered for girls and boys at each competitive level; varsity, junior varsity, and freshman. (Refer to Form T-2, Accommodation of Interests and Abilities, Summary Program Chart 2, Column 1.)
- 2) For Column 2, list the number of participants at each level. For girls, total the entries in Rows 1, 2, and 3 into Row 4. For boys, total the entries in Rows 5, 6, and 7 into Row 8. (Refer to Form T-2, Accommodation of Interests and Abilities, Summary Program Chart 2, Column 2.)
- 3) For Column 3, calculate the percentage of female and male participants at each level.
For girls' varsity, junior varsity, and frosh, respectively:
 - Divide Column 2, Row 1 by Column 2, Row 4, and place the percentage in Column 3, Row 1.
 - Divide Column 2, Row 2 by Column 2, Row 4, and place the percentage in Column 3, Row 2.
 - Divide Column 2, Row 3 by Column 2, Row 4, and place the percentage in Column 3, Row 3.
 For boys' varsity, junior varsity, and frosh, respectively:
 - Divide Column 2, Row 5 by Column 2, Row 8, and place the percentage in Column 3, Row 5.
 - Divide Column 2, Row 6 by Column 2, Row 8, and place the percentage in Column 3, Row 6.
 - Divide Column 2, Row 7 by Column 2, Row 8, and place the percentage in Column 3, Row 7.

Principal's Signature: _____

Date: _____

**2003-2004
BUDGETED AND ACTUAL EXPENDITURES - PROGRAM COMPARISON CHART
TO INCLUDE BOOSTER CLUB FUNDING**

	equipment and supplies		travel		awards		coaches' salaries (to include supplemental and extended employment)		facilities improvements		publications (if sport-specific)	
	B	E	B	E	B	E	B	E	B	E	B	E
G basketball	7500	13812	3850	2606	0	802	4320	20 dys	0	1743	0	0
B basketball	7500	11632	3850	2816	0	674	3000	"	0	0	0	0
G softball	3500	7250	2615	1397	0	826	2500		0	850	0	0
B baseball	3500	7820	2230	181	0	613	3600		0	0	0	0
G cross country	300	1755	745	573	0	65	1550	SAME	0	0	0	0
B cross country	300	1755	745	573	0	65	"		0	0	0	0
G golf	750	1099	1272	440	0	85	1550		0	0	0	0
B golf	750	1705	1272	503	0	97	"		0	0	0	0
G soccer	3500	9963	1750	1205	0	298	3600	10 dys	0	9000	0	0
B soccer	3500	9269	1750	1417	0	220	"	"	0	9000	0	0
G swimming	300	2368	713	913	0	130	3300	SAME	0	0	0	0
B swimming	300	2368	713	913	0	130	"		0	0	0	0

- Budget and expenditures on this 2003-2004 year report due by April 15, 2004, should reflect the total monies budgeted and spent for the entire year of 2002-2003 ending June 30, 2003.
- "B" is for budgeted dollar amounts and "E" is for actual dollar expenditures.
- Booster Club Funding/Contributions must be included in the expenditures total.
- Indicate percentage of total expenditures for each gender: Total Expenditures \$338,362. % for boys 65 % for girls 35

Principal's Signature: *[Signature]*

Date: *[Signature]*

2003-2004

KHSAA
Form T36
REV. 8/03

BUDGETED AND ACTUAL EXPENDITURES - PROGRAM COMPARISON CHART 2
TO INCLUDE BOOSTER CLUB FUNDING

Teams	equipment and supplies		travel		awards		coaches' salaries (to include supplemental and extended employment)		facilities improvements		publications (if sport-specific)	
	B	E	B	E	B	E	B	E	B	E	B	E
G track	900	1862	875	962	0	194	3600	SAME	0	0	0	0
B track	900	1862	875	962	0	194	"	"	0	0	0	0
G tennis	750	1140	463	547	0	90	1850	SAME	0	0	0	0
B tennis	750	1140	463	547	0	90	"	"	0	0	0	0
G volleyball	1500	7612	2107	1788	0	481	1550		0	0	0	0
B wrestling												
G (list sport)												
B (football)	17000	34964	3835	8428	0	22,322	4320 + 30	dys	0	6066	0	0
G (list sport)												
B (list sport)												

1. Budget and expenditures on this 2003-2004 year report due by April 15, 2004, should reflect the total monies budgeted and spent for the entire year of 2002-2003 ending June 30, 2003.

2. "B" is for budgeted dollar amounts and "E" is for actual dollar expenditures.

3. Booster Club Funding/Contributions must be included in the expenditures total.

4. Indicate percentage of total expenditures for each gender: Total Expenditures \$ _____ % for boys _____ % for girls _____

Principal's Signature: _____ Date: _____

2003-2004 KHSAA TITLE IX ATHLETICS AUDIT

KHSAA
Form T41
Rev. 8/03

Checklist - Overall Interscholastic Athletics Program

Areas of Compliance	ADVANTAGE TO (Respond based on Internal Evaluation by checking the appropriate column.)		
	GIRLS' PROGRAM	BOYS' PROGRAM	NEITHER PROGRAM
OPPORTUNITIES			
Accommodation of Interest and Abilities			X
BENEFITS			
Equipment and Supplies			X
Scheduling of Games and Practice Time			X
Travel and Per Diem Allowances			X
Coaching			X
Locker Rooms, Practice and Competitive Facilities			X
Medical and Training Facilities and Services			X
Publicity		X	
Support Services			X
Athletic Scholarships			X
Tutoring			X
Housing and Dining Facilities and Services			X
Recruitment of Student Athletes			X

Principal's Signature:



Date:



SCHOOL NAME

Boyle County High

2003-2004

TITLE IX


CORRECTIVE ACTION PLAN

To complete this form, indicate the intended area which needs corrective action, the suggested change and time table for implementation. You may copy this form as needed. Please attach corrective action plans along with audit forms and submit by April 15, 2004.

ITEM FOR CORRECTION	SUGGESTED CHANGE	TIME TABLE FOR CORRECTIVE ACTION
Build new locker rooms to ease the overcrowded conditions.	Build new locker rooms for boys & girls soccer, baseball & softball.	Part of the long range facility improvement plans for the school board.
Repair drainage ditch around softball field.	Replace with concrete culverts.	2004/05 school year
Increase the number of prime time girls basketball games.	Schedule more girls games on Friday nights & Saturday.	2004/05 season
Plumbing in boys basketball shower.	Make needed repairs before further damage is done to gym floor.	Summer 2004

For all areas currently identified as items for correction, an intended corrective action explanation is needed.
THIS FORM SHALL BE TYPED.

Principal's Signature:



Date:



2003-2004 INTERSCHOLASTIC ATHLETICS SURVEY
Summary of Student Responses

School Name	Boyle County High School
School Enrollment	864
Date	March 30, 2004
Completed By	Jim Spears

Instructions:

1. Summarize the Student Athletics Interest Surveys Form T-61 by listing the total number of responses on the line next to each sport.
2. Under the Other Category please provide a listing of the sports as well as the number of students who are interested in participating.
3. Please sign and date the Summary Form (T-63) and mail the Summary Form only to the KHSAA by April 15, 2004. Do not mail the student surveys (Form T-61). However, these Forms should be maintained in your files in the event they are requested subsequently.

480 Number of Surveys

390 Total Returned (*A minimum of 80% return is expected*) 81%

9, 10 Grades Surveyed

11

How Was The Survey Administered? advisee/advisor

(e.g. was it given in all English classes, or all home rooms, or advisee/advisor?)

Fall Sports (List Total Number of Participation Responses)

6 Cross Country (Girls)

7 Cross Country (Boys)

16 Field Hockey (Girls)

83 Football (Boys)

20 Golf (Girls)

16 Golf (Boys)

32 Soccer (Girls)

21 Soccer (Boys)

61 Volleyball (Girls)

15 Volleyball (Boys)

Winter Sport (List Total Number of Participation Responses)

25 Basketball (Girls)

48 Basketball (Boys)

26 Gymnastics (Girls)

12 Indoor Track (Girls)

13 Indoor Track (Boys)

29 Swimming & Diving (Girls)

6 Swimming & Diving (Boys)

32 Wrestling (Boys)

Spring Sport (List Total Number of Participation Responses)

<u>27</u>	Baseball (Boys)
<u>21</u>	Fast Pitch Softball (Girls)
<u>14</u>	Slow Pitch Softball (Girls)
<u>30</u>	Tennis (Girls)
<u>12</u>	Tennis (Boys)
<u>26</u>	Track (Girls)
<u>28</u>	Track (Boys)

Other Sports (From Student Survey T-61 Question 10)

Name of Sport	Number of Students Interested In Participating
<u>lacrosse</u>	<u>29</u>
<u>hiking</u>	<u>7</u>
<u>hockey</u>	<u>9</u>
<u>wrestling</u>	<u>7</u>
<u>field hockey</u>	<u>6</u>
<u> </u>	<u> </u>
<u> </u>	<u> </u>
<u> </u>	<u> </u>

Number of Students who participate in Intramural Sports.
(From Student Survey T-61 Question 5)

<u>Sport</u>	<u>Number</u>
<u>powder puff</u>	<u>13</u>
<u>soccer</u>	<u>8</u>
<u>swim/dive</u>	<u>7</u>
<u>football</u>	<u>7</u>
<u>basketball</u>	<u>8</u>
<u> </u>	<u> </u>

List Intramural Sports students are interested in adding:
(From Student Survey T-61 Question 6)

<u>Sport</u>	<u>Number</u>
<u>powder puff</u>	<u>11</u>
<u>lacrosse</u>	<u>32</u>
<u>hockey</u>	<u>6</u>
<u> </u>	<u> </u>
<u> </u>	<u> </u>
<u> </u>	<u> </u>

Participation in Non-School Sports Activities (From Student Survey T-61 Question 7)

<u>Sport</u>	<u>Number</u>
<u>basketball</u>	<u>9</u>
<u>select soccer</u>	<u>11</u>
<u>softball</u>	<u>6</u>

Reasons for not participating in interscholastic athletics.
(From Survey Question 8)

Response	Number
<u>32</u> I prefer other activities such as band, chorus, etc.	
<u>89</u> I don't have time	
<u>36</u> The practice schedules and game times are inconvenient	
<u>32</u> The sport I like isn't offered	
<u>18</u> It's too expensive	
<u>21</u> I prefer to participate in club or intramural sports	
<u>53</u> Working	
<u> </u> Other	

Student Suggestions to encourage participation


Principal's Signature

7/30/04
Date

2001 - 02
HEAD COACHING SALARIES
BOYLE COUNTY SCHOOLS

Coaching Position	Level I 0-5 yrs.	Level II 6 - 10 yrs.	Level III 11+ yrs.
Volleyball	1550	1860	2232
Golf - Girls	1550	1860	2232
Golf - Boys	1550	1860	2232
Tennis - Girls	1550	2220	2664
Tennis - Boys	1550	2220	2664
Cross Country	1550	2220	2664
Baseball	2500	3000	3600
Softball	2500	3000	3600
Track	3300	3960	4752
Swimming	3300	3960	4752
Soccer - Girls	3000	3600	4320
Soccer - Boys	3000	3600	4320
Basketball - Girls	3000	3600	4320
Basketball - Boys	3000	3600	4320
Football	3000	3600	4320
Academic	2000	2500	3000
Drama	1550	1860	2232
Band	3000	3600	4320

BOYLE COUNTY SCHOOLS
2003 - 04
EXTRA SERVICES AND SUPERVISION
SALARY SCHEDULE

COACHING/DIRECTING RESPONSIBILITIES	Job Class	Salary Table	Employee	STIPEND
	<i>if set up on Job Pay</i>			
Head	5105	HC09	Crystal Estes	3300 *
Assistant			Kevin Spratt	1200
TRACK				
Head	5105	HC11	Dave Garrett	3300 *
Assistant	5110	AC14	Doug Sharp	1200
GOLF				
			Boys - David Morris - Level 1 (\$1550); Asst. Boys - Sam Burke (reimb by Boosters) \$800 (AC21); Girls - Arin Leber - Level 1 (\$1550)	
Head (2)	5105	HC06		1550 *
VOLLEYBALL				
Head	8105	HC12	Dana Stigall - Level 1 (\$1550)	1550 *
CROSS COUNTRY				
Head	5105	HC04	Doug Sharp - Level 1 (\$1550)	1550 *
TENNIS---Boys/Girls				
			Alice Luscher \$1850 (same as last year); Asst Tennis - Dennie Webb	
Head (2)	5105	HC10		1550 *
WEIGHTLIFTING	5110	AC15	Chuck Smith	1200
ATHLETIC TRAINER	5245	OS01	Joan Mann \$4320 + 20 ext days	
CHEERLEADING				
			Donna Groves - \$2000; Jennifer Whitehouse (Asst) - \$1000; Dance - Shawn Campbell \$2000; Jennifer Carlton (Asst) - \$1000	
High School (2)	5105	HC03		2000
Middle School - 7th/8th			Sherri Strothers	1000
Middle School - 6th	5110	AC06	Teresa Lyons	600
ACADEMIC				
Head	5160	EC01	Pat Strickland	2000 *
JV	5160	EC02	Jenny Smiley	1900
			MS-MJ Hall-.5; C Godfrey -.5; WES-K Clark-.5,C Godfrey-.5	
MS/EL (3)	5160	EC03		1200
BAND				
Head*	5135	MI01	Tim Blevins - Level 3 (\$4320)	3000 *
Assistant	5135	MI02	Andrea Daniels	1200
Flags		MI03	Andrea Daniels	400
DRAMA				
Head		SD01		1550 *
BUILDING COORDINATOR RESPONSIBILITIES				
Yearbook	5175	PS01	Ranea Gibson	1050

BOYLE COUNTY SCHOOLS
2003 - 04
EXTRA SERVICES AND SUPERVISION
SALARY SCHEDULE

COACHING/DIRECTING RESPONSIBILITIES	Job Class	Salary Table	Employee	STIPEND
	<i>if set up on Job Pay</i>			
FOOTBALL				
Head Varsity	5105	HC05	Chuck Smith - Level 3 (\$4320) + 30 ext days	3000 *
1st Assistant	5110	AC07	Chris Pardue - 15 ext days	2300
2nd Assistant	5110	AC08	Chris Mason - 10 ext days	1900
Assistant (2)	5110	AC09	Frank Crossman; Jeff Hester - each 10 ext days	1800
Head JV	5105	HC13	John Hodge - NO ext days	2300
1st Assistant			Chuck Miller	2100
Assistant (2)	5110	AC16	Chris Lemonds; Shawn Baker - NO ext days	1900
Head MS			Keith Smith	1750
1st Assistant	5110	AC20	Jim Donlon - 10 ext days	1000 ***
Assistant (2)	5110	AC17	Chris Slone; Joe Vonckx	1600
BASKETBALL---Boys/Girls				
Head Varsity (2)	5105	HC02	B-Andy Moberly - Level 1 (\$3000) + 20 ext days G-Judie Mason - Level 3(\$4320) + 20 ext days	3000 *
1st Assistant (2)	5110	AC03	B-Lynnwood Parsons - 12 ext days G-Doug Sharp - 11 ext days	2300
2nd Assistant (2)	5110	AC18	B-Sam Burke - 7 ext days G-David Logue - 9 ext days	1900
Assistant (2)	5110	AC19	B-Kyle Connell -NO ext days vacant - 4 ext days	1800
Head MS (2)	5105	HC14	B-Ronnie Bottoms, Jr. G-Judie Mason	1750
Assistant (4)	5110	AC04	B-Brian Wheeler, Todd Bryant G-	1000
SOCCER---Boys/Girls				
Head Varsity (2)	5105	HC07	B-Greg Conley - Level 2(\$3600) + 10 days G-Brian Deem - Level 2(\$3600) + 10 ext days	3000 *
Assistant (2)	5110	AC10	B-Will Jones - NO ext days G-Betsy Dahms - NO ext days	2300
Head MS	5110	AC11	B-Jim Hrapek; G-Stacie Williams Asst B - _____	1750
BASEBALL/SOFTBALL				
Head Varsity (2)	5105	HC01 (BB); HC08(SB)	Baseball - David Carnic - Level 3 (\$3600); Softball - Heather Oates - Level 1	2500 *
1st Assistant (2)	5110	AC01	Baseball - Brian Wheeler; Softball - Roger Webb	1500
2nd Assistant (2)	5110	AC02	Baseball - Chris Lemonds; Softball - Lynnwood Parsons	1400
Head MS (2)	5105	HC15	Baseball - Scott Bottoms; Softball - Chris Slone	1200
SWIMMING				