

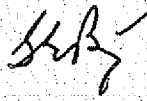


Kentucky High School Athletic Association

2280 Executive Drive ° Lexington, KY 40505 ° www.khsaa.org ° (859)299-5472 (859)293-5999 (fax)

MEMORANDUM

To: Superintendent, Principal, and Athletic Director
Eminence High School

From: Brigid L. DeVries, Commissioner
Larry Boucher, Assistant Commissioner 

Date: April 23, 2004

Subject: 2003-2004 Title IX Annual Report Forms Submission

Enclosed please find a copy of Form T-65, The 2003-2004 Title IX Annual Report Forms Checklist. In addition, you may find an attachment with corrected copies of the forms submitted by your school personnel. Please review this information so the forms can be completed accurately in the future.

Also, KHSAA Audit Staff may have requested a re-submission of some of the 2003-2004 Annual Report Forms or need additional information on your athletic programs. Please submit this information by the date requested if this is applicable. Copies and all KHSAA Title IX documents must be kept current and included in your permanent Title IX File at the school. All documents are subject to Open Records Requests.

Should you need any further information, please do not hesitate to call anytime.



Kentucky High School Athletic Association

2280 Executive Drive ° Lexington, KY 40505 ° www.khsaa.org ° (859)299-5472 (859)293-5999 (fax)

MEMORANDUM

To: Superintendent, Principal, and Athletic Director
Eminence High School

From: Brigid L. DeVries, Commissioner
Larry Boucher, Assistant Commissioner *LB*

Date: April 23, 2004


Subject: 2003-2004 Title IX Annual Report Forms Submission

Enclosed please find a copy of Form T-65, The 2003-2004 Title IX Annual Report Forms Checklist. In addition, you may find an attachment with corrected copies of the forms submitted by your school personnel. Please review this information so the forms can be completed accurately in the future.

Also, KHSAA Audit Staff may have requested a re-submission of some of the 2003-2004 Annual Report Forms or need additional information on your athletic programs. Please submit this information by the date requested if this is applicable. Copies and all KHSAA Title IX documents must be kept current and included in your permanent Title IX File at the school. All documents are subject to Open Records Requests.

Should you need any further information, please do not hesitate to call anytime.

*Corrected
5-24-04
Eminence HS.
Steve
Hammeyer
Principal*



MEMORANDUM

TO: KHSAA Member School Superintendents, Principals, and Athletic Directors

FROM: Brigid L. DeVries, Commissioner
Larry Boucher, Executive Assistant Commissioner

DATE: April 23, 2004

RE: 2004 Title IX Forms Submission

School	Eminence High School	Reviewed by	Fran Edwards
--------	----------------------	-------------	--------------

The following is a status report regarding the required 2003 - 2004 Title IX submission of forms due in to the KHSAA office by April 15, 2004. Appropriate audit personnel have reviewed these forms and the following is a summary of this review.

I. Checklist of Forms properly submitted in a satisfactory manner:

✓	GE 19 (Annual Verification)		T-36 (Budget Expenses)
	T-1 (Summary Program Chart 1)	✓	T-41 (Checklist – Overall Interscholastic Program)
	T-2 (Summary Program Chart 2)	✓	T-60 (Corrective Action Plan)
✓	T-3 (Summary Program Chart 3)	✓	T-63 (Interscholastic Survey Results))
✓	T-4 (Summary Program Chart 4)	✓	T-68 (Five Year Summary)
	T-35 (Budget Expenses)		

II. Status

A.		2003 – 2004 Forms are satisfactory and no further information or action is necessary at this time.
B.	✓	<p>Errors have been noted with respect to the following forms:</p> <ul style="list-style-type: none"> Form T-1; A corrected copy has been returned to you for placement in your permanent Title IX file to ensure proper submission in the future. Form T-2; Resubmit this form to the KHSAA by June 15, 2004 with Column 4 complete. Forms T-35 & T-36; The percentage of money spent for boys and the percentage of money spent for girls appears to be inaccurate. Please resubmit this corrected form to the KHSAA by June 15, 2004.
C.		The following forms were omitted and must be submitted by school representatives:
D.	✓	<p>Other Recommendation and Comments:</p> <ul style="list-style-type: none"> It is recommended that students be placed on the Gender Equity Review Committee, and that they be active members of the Committee. Is it feasible that the exact sum of money was expended for girls' basketball s for boys' basketball, and likewise the same amount for baseball as compared with softball?

2003-2004
ACCOMMODATION OF INTERESTS AND ABILITIES
SUMMARY PROGRAM CHART 1

KHSAA
Form T1
Rev. 8/03

Participation Opportunities Test One

		(Column 1)	(Column 2)	(Column 3)	(Column 4)
	Program	Enrollment	Percentage of Total Enrollment	Number of Interscholastic Participants (double and triple count)	Percentage of Total Participation
Row 1	GIRLS	57	44%	37 59	36% 43%
Row 2	BOYS	72	56%	66 79	64% 57%
Row 3	Totals	129	100%	103 138	100%

Instructions:

*Number of 8th grade students & below used in Column 3 and Column 4 calculations if applicable: _____

- 1) Determine the total number of girls enrolled, (place in Row 1, Column 1). Determine the total number of boys enrolled, (place in Row 2, Column 1).
- 2) Add the total number of girls and boys enrolled to determine total enrollment, (place in Row 3, Column 1).
- 3) Calculate the percentage of total enrollment that is female. (Divide Row 1, Column 1 by row 3, Column 1 and place in Row 1, Column 2.) Calculate the percentage of total enrollment that is male. (Divide Row 2, Column 1 by Row 3, Column 1 and place in Row 2, Column 2.) Note: Row 1, Column 2 plus Row 2, Column 2 should total 100%.
- 4) Ask the head coaches to review the most updated eligibility or squad lists for their teams. Ask coaches to confirm the names of those individuals who are on the team as of the first **date of competition**, and cross out the names of those who were cut from the team or quit the team prior to the first competitive event. Determine the total number of interscholastic athletics participants that are girls, (and place in Row 1, Column 3). In order to determine the total number of athletics participants, an individual should be counted each time he or she participates on a team. For example, if Jane Doe competes on the varsity volleyball team, the junior varsity volleyball team, the junior varsity basketball team, and the varsity softball team, she should be counted as four participants (**do not include club or intramural sports participants, cheerleaders, dance teams, or pom squads**). Calculate the same way for boys and girls. * In addition, should 8th grade students and below play on a Freshman, Junior Varsity, or Varsity team, they should also be counted for each team and sport on which they participate. If applicable, please asterisk the above notation as to how many 8th grade students & below are included in the totals. Using the same procedure, determine the total number of interscholastic athletic participants that are boys, (and place in Row 2, Column 3). Add Row 1, Column 3 plus Row 2, Column 3 to get total participants and place in Row 3, Column 3.
- 5) Calculate the percentage of female participation. (Row 1, Column 3 divided by Row 3, Column 3 and place in Row 1, Column 4.) Calculate the percentage of male participation. (Row 2, Column 3 divided by Row 3, Column 3 and place in Row 2, Column 4.) Note: Row 1, Column 4 plus Row 2, Column 4 should total 100%.

Note: While being within three percent is not a formal compliance standard; if the percent listed in Row 1, Column 4 is within 3% of Row 1, Column 2, then it provides a good target within which compliance is likely.

Principal's Signature: Steve Fromm Date: 4-8-04

2003-2004
ACCOMMODATION OF INTERESTS AND ABILITIES
SUMMARY PROGRAM CHART 2

KHSAA
Form T2
Rev. 8/03

Participation Opportunities Test Two

			Column 1	Column 2	Column 3	Column 4	Column 5
Program			Number of Teams Currently Offered	Number of Participants	Number of Teams Added in Last Five Years	Number of Participants Added in Last Five Years	Percent of Total Participation By Sex Added in Last 5 Years
GIRLS	Row 1	varsity:	5	37	1	25	
	Row 2	j.v.:	2	22	1	12	
	Row 3	frosh:	0	0	0	0	
	Row 4	total:	7	59	2	37	48
BOYS	Row 5	varsity:	4	47	0	0	
	Row 6	j.v.:	2	23	0	0	
	Row 7	frosh:	1	9	0	0	
	Row 8	total:	7	79	0	0	0

- 1) For Column 1, list the number of interscholastic teams offered for girls and boys at each competitive level (varsity, junior varsity, and freshman). For girls, total each of the entries in Rows 1, 2, and 3 into Row 4. For boys, total Rows 5, 6, and 7 into Row 8.
- 2) For Column 2, list the number of participants at each level. For girls, total each of the entries in Rows 1, 2, and 3 into Row 4. For boys, total Rows 5, 6, and 7 into Row 8. **Note:** The totals in Row 4 for girls and in Row 8 for boys must be the same as the totals in Form T-1, Column 3, Rows 1 and 2 respectively.
- 3) For Column 3, list the number of interscholastic teams that have been added in the last five years at each competitive level. Count each team added during the 5 year period only one time. e.g. Girl's junior varsity soccer was added 3 years ago, count the team only once, not 3 times. For girls, total the entries in Rows 1, 2, and 3 into Row 4. For boys, total Rows 5, 6, and 7 into Row 8.
- 4) For Column 4, list the number of participants that are currently on each level of the teams that were added in the last five years. If a team was added previously but no longer exists, there are no current participants to be added for that team. For girls, total the entries in Rows 1, 2, and 3 into Row 4. For boys, total Rows 5, 6, and 7 into Row 8.
- 5) For Column 5, calculate the percentage of participants that have been added in the last five years. For girls, take the number in Column 4, Row 4 and divide by the number in Column 2, Row 4. For boys, take the number in Column 4, Row 8 and divide it by the number in Column 2, Row 8.

Note: If the percentage of current participants added in the last five years is 25% or greater, compliance with test two may be possible. If less than 25%, then compliance with test three should be analyzed. **CAUTION:** 25% is not a formal compliance standard.

Principal's Signature: Steve Frommeyer Date: 4-8-04

2003-2004

**BUDGETED AND ACTUAL EXPENDITURES - PROGRAM COMPARISON CHART
TO INCLUDE BOOSTER CLUB FUNDING**

KHSAA
Form T35
REV. 8/03

	equipment and supplies		travel		awards		coaches' salaries (to include supplemental and extended employment)		facilities improvements		publications (if sport-specific)	
	B	E	B	E	B	E	B	E	B	E	B	E
G basketball	5000	2998 3000	3000 3000	2350 2350	500	569	8810	8810	5000	5000		
B basketball	5000	4584 3000	3000 3000	2500 2500	500	703	8810	8810	5000	5000		
G softball	2000	1701 1500	1500	1750 1500	500	230	2900	2900	7500	7500	1000	1000
B baseball	2000	1870 1500	1500	1350 1500	500	310	2900	2900	5000	5000		
G cross country	500	75 50	50	75 50	50	45	1055	1055	500	500		
B cross country	500	75 50	500	500 250	50	45	1055	1055	500	500		
G golf												
B golf												
G soccer												
B soccer												
G swimming												
B swimming												

- Budget and expenditures on this 2003-2004 year report due by April 15, 2004, should reflect the total monies budgeted and spent for the entire year of 2002-2003 ending June 30, 2003.
- "B" is for budgeted dollar amounts and "E" is for actual dollar expenditures.
- Booster Club Funding/Contributions must be included in the expenditures total.
- Indicate percentage of total expenditures for each gender: Total Expenditures \$ 148630 % for boys 27 % for girls 73

1691056 (Boys) 34% 66%

Principal's Signature: Steve Frommeyer Date: 4-8-04

2003-2004
BUDGETED AND ACTUAL EXPENDITURES - PROGRAM COMPARISON CHART 2
TO INCLUDE BOOSTER CLUB FUNDING


KHSAA
Form T36
REV. 8/03

Teams	equipment and supplies		travel		awards		coaches' salaries (to include supplemental and extended employment)		facilities improvements		publications (if sport-specific)	
	B	E	B	E	B	E	B	E	B	E	B	E
G track												
B track												
G tennis												
B tennis												
G volleyball	2000	3073 2000	1500	2000 1500	500	97 100	2900	2900	500	500		
B wrestling												
G (list sport)												
B (football)	7000	6523 7000	2300 2000	3000 2000	500	581 500	11931	11931	1000 1000	1000		
G (list sport)												
B (list sport)												

1. Budget and expenditures on this 2003-2004 year report due by April 15, 2004, should reflect the total monies budgeted and spent for the entire year of 2002-2003 ending June 30, 2003.
2. "B" is for budgeted dollar amounts and "E" is for actual dollar expenditures.
3. Booster Club Funding/Contributions must be included in the expenditures total.
4. Indicate percentage of total expenditures for each gender: Total Expenditures \$ 42,831 % for boys 83 % for girls 17

Principal's Signature: Steve Tommerge Date: 4-8-04

Grand Total Exp. \$ 14,441 % boys 34 % girls 66



MEMORANDUM

TO: KHSAA Member School Superintendents, Principals, and Athletic Directors

FROM: Brigid L. DeVries, Commissioner
Larry Boucher, Executive Assistant Commissioner

DATE: April 23, 2004

RE: 2004 Title IX Forms Submission

School	Eminence High School	Reviewed by	Fran Edwards
--------	----------------------	-------------	--------------

The following is a status report regarding the required 2003 - 2004 Title IX submission of forms due in to the KHSAA office by April 15, 2004. Appropriate audit personnel have reviewed these forms and the following is a summary of this review.

I. Checklist of Forms properly submitted in a satisfactory manner:

✓	GE 19 (Annual Verification)		T-36 (Budget Expenses)
	T-1 (Summary Program Chart 1)	✓	T-41 (Checklist – Overall Interscholastic Program)
	T-2 (Summary Program Chart 2)	✓	T-60 (Corrective Action Plan)
✓	T-3 (Summary Program Chart 3)	✓	T-63 (Interscholastic Survey Results))
✓	T-4 (Summary Program Chart 4)	✓	T-68 (Five Year Summary)
	T-35 (Budget Expenses)		

II. Status

A.		2003 – 2004 Forms are satisfactory and no further information or action is necessary at this time.
B.	✓	<p>Errors have been noted with respect to the following forms:</p> <ul style="list-style-type: none"> Form T-1; A corrected copy has been returned to you for placement in your permanent Title IX file to ensure proper submission in the future. Form T-2; Resubmit this form to the KHSAA by June 15, 2004 with Column 4 complete. Forms T-35 & T-36; The percentage of money spent for boys and the percentage of money spent for girls appears to be inaccurate. Please resubmit this corrected form to the KHSAA by June 15, 2004.
C.		The following forms were omitted and must be submitted by school representatives:
D.	✓	<p>Other Recommendation and Comments:</p> <ul style="list-style-type: none"> It is recommended that students be placed on the Gender Equity Review Committee, and that they be active members of the Committee. Is it feasible that the exact sum of money was expended for girls' basketball s for boys' basketball, and likewise the same amount for baseball as compared with softball?

2003-2004
ACCOMMODATION OF INTERESTS AND ABILITIES
SUMMARY PROGRAM CHART 1

KHSAA
Form T1
Rev. 8/03

Participation Opportunities Test One

		(Column 1)	(Column 2)	(Column 3)	(Column 4)
	Program	Enrollment	Percentage of Total Enrollment	Number of Interscholastic Participants (double and triple count)	Percentage of Total Participation
Row 1	GIRLS	57	44%	37 59	36% 43%
Row 2	BOYS	72	56%	66 79	64% 57%
Row 3	Totals	129	100%	103 138	100%

Instructions:

*Number of 8th grade students & below used in Column 3 and Column 4 calculations if applicable: _____

- Determine the total number of girls enrolled, (place in Row 1, Column 1). Determine the total number of boys enrolled, (place in Row 2, Column 1).
- Add the total number of girls and boys enrolled to determine total enrollment, (place in Row 3, Column 1).
- Calculate the percentage of total enrollment that is female. (Divide Row 1, Column 1 by row 3, Column 1 and place in Row 1, Column 2.) Calculate the percentage of total enrollment that is male. (Divide Row 2, Column 1 by Row 3, Column 1 and place in Row 2, Column 2.) Note: Row 1, Column 2 plus Row 2, Column 2 should total 100%.
- Ask the head coaches to review the most updated eligibility or squad lists for their teams. Ask coaches to confirm the names of those individuals who are on the team as of the first **date of competition**, and cross out the names of those who were cut from the team or quit the team prior to the first competitive event. Determine the total number of interscholastic athletics participants that are girls, (and place in Row 1, Column 3). In order to determine the total number of athletics participants, an individual should be counted each time he or she participates on a team. For example, if Jane Doe competes on the varsity volleyball team, the junior varsity volleyball team, the junior varsity basketball team, and the varsity softball team, she should be counted as four participants (**do not include club or intramural sports participants, cheerleaders, dance teams, or pom squads**). Calculate the same way for boys and girls. * In addition, should 8th grade students and below play on a Freshman, Junior Varsity, or Varsity team, they should also be counted for each team and sport on which they participate. If applicable, please asterisk the above notation as to how many 8th grade students & below are included in the totals. Using the same procedure, determine the total number of interscholastic athletic participants that are boys, (and place in Row 2, Column 3). Add Row 1, Column 3 plus Row 2, Column 3 to get total participants and place in Row 3, Column 3.
- Calculate the percentage of female participation. (Row 1, Column 3 divided by Row 3, Column 3 and place in Row 1, Column 4.) Calculate the percentage of male participation. (Row 2, Column 3 divided by Row 3, Column 3 and place in Row 2, Column 4.) Note: Row 1, Column 4 plus Row 2, Column 4 should total 100%.

Note: While being within three percent is not a formal compliance standard; if the percent listed in Row 1, Column 4 is within 3% of Row 1, Column 2, then it provides a good target within which compliance is likely.

Principal's Signature: Steve Frommeyer Date: 4-8-04

2003-2004
ACCOMMODATION OF INTERESTS AND ABILITIES
SUMMARY PROGRAM CHART 2

KHSAA
Form T2
Rev. 8/03

Participation Opportunities Test Two

			Column 1	Column 2	Column 3	Column 4	Column 5
Program			Number of Teams Currently Offered	Number of Participants	Number of Teams Added in Last Five Years	Number of Participants Added in Last Five Years	Percent of Total Participation By Sex Added in Last 5 Years
GIRLS	Row 1	varsity:	5	37	1		
	Row 2	j.v.:	2	22	1		
	Row 3	frosh:	0	0	0		
	Row 4	total:	7	59	2		48
BOYS	Row 5	varsity:	4	47	0		
	Row 6	j.v.:	2	23	0		
	Row 7	frosh:	1	9	0		
	Row 8	total:	7	79	0		11

- 1) For Column 1, list the number of interscholastic teams offered for girls and boys at each competitive level (varsity, junior varsity, and freshman). For girls, total each of the entries in Rows 1, 2, and 3 into Row 4. For boys, total Rows 5, 6, and 7 into Row 8.
- 2) For Column 2, list the number of participants at each level. For girls, total each of the entries in Rows 1, 2, and 3 into Row 4. For boys, total Rows 5, 6, and 7 into Row 8. **Note:** The totals in Row 4 for girls and in Row 8 for boys must be the same as the totals in Form T-1, Column 3, Rows 1 and 2 respectively.
- 3) For Column 3, list the number of interscholastic teams that have been added in the last five years at each competitive level. Count each team added during the 5 year period only one time. e.g. Girl's junior varsity soccer was added 3 years ago, count the team only once, not 3 times. For girls, total the entries in Rows 1, 2, and 3 into Row 4. For boys, total Rows 5, 6, and 7 into Row 8.
- 4) For Column 4, list the number of participants that are currently on each level of the teams that were added in the last five years. If a team was added previously but no longer exists, there are no current participants to be added for that team. For girls, total the entries in Rows 1, 2, and 3 into Row 4. For boys, total Rows 5, 6, and 7 into Row 8.
- 5) For Column 5, calculate the percentage of participants that have been added in the last five years. For girls, take the number in Column 4, Row 4 and divide by the number in Column 2, Row 4. For boys, take the number in Column 4, Row 8 and divide it by the number in Column 2, Row 8.

Note: If the percentage of current participants added in the last five years is 25% or greater, compliance with test two may be possible. If less than 25%, then compliance with test three should be analyzed. **CAUTION:** 25% is not a formal compliance standard.

Principal's Signature: Steve Frommeyer Date: 4-8-04

2003-2004

KHSAA
Form 135
REV. 8/03

BUDGETED AND ACTUAL EXPENDITURES - PROGRAM COMPARISON CHART
TO INCLUDE BOOSTER CLUB FUNDING

	equipment and supplies		travel		awards		coaches' salaries (to include supplemental and extended employment)		facilities improvements		publications (if sport-specific)	
	B	E	B	E	B	E	B	E	B	E	B	E
G basketball	5000	5000	5000	5000	500	500	8810	8810	5000	5000		
B basketball	5000	5000	6000	6000	500	500	8810	8810	5000	5000		
G softball	2000	2000	1500	1500	500	500	2900	2900	75000	75000		
B baseball	2000	2000	1500	1500	500	500	2900	2900	5000	5000		
G cross country	500	500	500	500	50	50	1055	1055	500	500		
B cross country	500	500	500	500	50	50	1055	1055	500	500		
G golf												
B golf												
G soccer												
B soccer												
G swimming												
B swimming												

- Budget and expenditures on this 2003-2004 year report due by April 15, 2004, should reflect the total monies budgeted and spent for the entire year of 2002-2003 ending June 30, 2003.
- "B" is for budgeted dollar amounts and "E" is for actual dollar expenditures.
- Booster Club Funding/Contributions must be included in the expenditures total.
- Indicate percentage of total expenditures for each gender: Total Expenditures \$ 148,630 % for boys 27 % for girls 73

Principal's Signature: Steve Fennema

Date: 4-8-04

2003-2004
BUDGETED AND ACTUAL EXPENDITURES - PROGRAM COMPARISON CHART 2
 TO INCLUDE BOOSTER CLUB FUNDING

KHSAA
 Form 136
 REV. 8/03

Teams	equipment and supplies		travel		awards		coaches' salaries (to include supplemental and extended employment)		facilities improvements		publications (if sport-specific)	
	B	E	B	E	B	E	B	E	B	E	B	E
G track												
B track												
G tennis												
B tennis												
G volleyball	2000	2000	1500	1500	500	500	2900	2900	500	500		
B wrestling												
G (list sport)												
B (football)	5000	5000	8000	8000	500	500	11931	11931	10000	10000		
G (list sport)												
B (list sport)												

- Budget and expenditures on this 2003-2004 year report due by April 15, 2004, should reflect the total monies budgeted and spent for the entire year of 2002-2003 ending June 30, 2003.
- "B" is for budgeted dollar amounts and "E" is for actual dollar expenditures.
- Booster Club Funding/Contributions must be included in the expenditures total.
- Indicate percentage of total expenditures for each gender: Total Expenditures \$ 42,831 % for boys 83 % for girls 17

Principal's Signature: Steve Tommerge Date: 4-8-04

Grand Total Exp. \$ 19,1461 % boys 39 % girls 61



**2003-2004 KENTUCKY HIGH SCHOOL ATHLETIC ASSOCIATION
ANNUAL VERIFICATION OF TITLE IX PROCEDURES**
(To be submitted by April 15, 2004 along with other required forms)

APR 15 2004

The Eminence High School, Eminence, Kentucky
(Name of High School) (City)

certifies to the Kentucky High School Athletic Association that the following is an accurate and true representation of the facts surrounding compliance with 20 U.S.C. Sections 1681-1688, et. Seq. (also known as Title IX)

I certify the following provisions in accordance with records at the school contained in the permanent Title IX file, and to the best of my knowledge have completed the following tasks. (All boxes must be checked)

- ☒ Established a gender equity committee at the high school. (list committee personnel and provide attachment if necessary)

Name	Address	Phone	Title
David Baird		845-4788	Superintendent
Ben Coomes		845-2998	School Board Chair
Steve Frommeyer		845-5427	Principal
Keith Blackburn		845-5427	Athletic Director
Danny Meadows		845-2866	FATHER OF Female Athlete

- ☒ Scheduled a minimum of three meetings during the 2003-2004 school year on the following dates:

12-8-03
9-22-03
3-16-04

- ☒ Designated the following person(s) as the Title IX coordinator for the school:

Keith Blackburn AD PO Box 146 Eminence, KY 40019 (502) 845-5427
Name Title Address Phone

- ☒ School personnel are continuing to make periodic reviews of the boys and girls athletics program reflected in the Corrective Action Plan.

- ☒ In addition to the above information, the above referenced school maintains a complete permanent file relative to Title IX records including copies of the self-assessment audit, all corrective action plans, and other related materials.

Steve Frommeyer 4-8 2004
Principal's Signature Date
David A. Baird Ben P. Coomes
Superintendent Signature School Board Chairpersons' Signature

(Send original copy to KHSAA - Maintain duplicate in Title IX school folder)

2003-2004
ACCOMMODATION OF INTERESTS AND ABILITIES
SUMMARY PROGRAM CHART 3

KHSAA
Form T3
Rev. 8/03

Participation Opportunities Test Three

FOR ANY QUESTION ANSWERED "YES" IDENTIFY THE RESPECTIVE SPORT(S).

	GIRLS (Yes / No)		BOYS (Yes / No)
1. For a sport not currently played at the interscholastic level (varsity, junior varsity, or freshman) in your school, is there an intramural team offered for that sport?	NO		NO
2. For a sport <u>not</u> currently offered in your interscholastic athletics program, is there sufficient interest to form a viable interscholastic team based on participation on an intramural team or community recreation teams?	NO		NO
3. For a sport <u>not</u> currently offered, is there sufficient interest to form a viable interscholastic team based on student responses from the interscholastic survey?	NO		NO
4. For a sport currently offered at the varsity level only, is there sufficient interest to form a viable team for a junior varsity, or freshman team that is not currently offered?	NO		NO
5. For a sport currently offered at the junior varsity or freshman level is there sufficient interest to form a varsity team not currently offered?	NO		NO
6. If you answered YES to question (1), (2), (3), (4), or (5), are there enough high schools in your geographic area offering the sport (at the appropriate level) to allow for the development of a reasonable schedule of competition?			

Principal's Signature:

Steve Frommeyer

Date:

4-8-04

2003-2004
ACCOMODATION OF INTERESTS AND ABILITIES
SUMMARY PROGRAM CHART 4

Levels of Competition Test One

		Column 1	Column 2	Column 3
Girls	Team Levels	Number of Teams Currently Offered	Number of Participants	Percentage of Participants at Each Level
Row 1	varsity:	5	37	63%
Row 2	j.v.:	2	22	37%
Row 3	frosh:	0	0	0
Row 4	total:	7	59	100%
Boys				
Row 5	varsity:	4	47	60%
Row 6	j.v.:	2	23	29%
Row 7	frosh:	1	9	11%
Row 8	total:	7	79	100%

- 1) Column 1, list the number of interscholastic teams offered for girls and boys at each competitive level; varsity, junior varsity, and freshman. (Refer to Form T-2, Accommodation of Interests and Abilities, Summary Program Chart 2, Column 1.)
- 2) For Column 2, list the number of participants at each level. For girls, total the entries in Rows 1, 2, and 3 into Row 4. For boys, total the entries in Rows 5, 6, and 7 into Row 8. (Refer to Form T-2, Accommodation of Interests and Abilities, Summary Program Chart 2, Column 2.)
- 3) For Column 3, calculate the percentage of female and male participants at each level.
For girls' varsity, junior varsity, and frosh, respectively:
 - Divide Column 2, Row 1 by Column 2, Row 4, and place the percentage in Column 3, Row 1.
 - Divide Column 2, Row 2 by Column 2, Row 4, and place the percentage in Column 3, Row 2.
 - Divide Column 2, Row 3 by Column 2, Row 4, and place the percentage in Column 3, Row 3.
 For boys' varsity, junior varsity, and frosh, respectively:
 - Divide Column 2, Row 5 by Column 2, Row 8, and place the percentage in Column 3, Row 5.
 - Divide Column 2, Row 6 by Column 2, Row 8, and place the percentage in Column 3, Row 6.
 - Divide Column 2, Row 7 by Column 2, Row 8, and place the percentage in Column 3, Row 7.

Principal's Signature: Steve Frommeyer

Date: 4-8-04

2003-2004 KHSAA TITLE IX ATHLETICS AUDIT

KHSAA
Form T41
Rev. 8/03

Checklist - Overall Interscholastic Athletics Program

Areas of Compliance	ADVANTAGE TO (Respond based on Internal Evaluation by checking the appropriate column.)		
	GIRLS' PROGRAM	BOYS' PROGRAM	NEITHER PROGRAM
OPPORTUNITIES			
Accommodation of Interest and Abilities			✓
BENEFITS			
Equipment and Supplies			✓
Scheduling of Games and Practice Time			✓
Travel and Per Diem Allowances			✓
Coaching			✓
Locker Rooms, Practice and Competitive Facilities			✓ *
Medical and Training Facilities and Services			✓
Publicity			✓
Support Services			✓
Athletic Scholarships			✓
Tutoring			✓
Housing and Dining Facilities and Services			✓
Recruitment of Student Athletes			✓

Principal's Signature:

Deve Frommeyer

Date:

4-8-04

* GIRLS Locker Room will be expanded over Summer

SCHOOL NAME

EMINENCE HS.

2003-2004

TITLE IXCORRECTIVE ACTION PLANKHSAA
Form T60
Rev. 8/03

To complete this form, indicate the intended area which needs corrective action, the suggested change and time table for implementation. You may copy this form as needed. Please attach corrective action plans along with audit forms and submit by April 15, 2004.

ITEM FOR CORRECTION	SUGGESTED CHANGE	TIME TABLE FOR CORRECTIVE ACTION
Increase numbers of female participation	School wide initiative for get girls out for flag football	2004-05 School year

- For all areas currently identified as items for correction, an intended corrective action explanation is needed.
THIS FORM SHALL BE TYPED.

Principal's Signature: Gave FrommeyerDate: 4-8-04

2003-2004 INTERSCHOLASTIC ATHLETICS STUDENT SURVEY

KHSAA
Form T61
Rev. 8/03

1. Is the School District offering the interscholastic sport(s) you want to play?
83- Yes
23- No, I want to play **Golf(5), Boxing(6), Bowling(2), Track (2), Tennis Boys (5), La Crosse (5)**
14- I am not interested in athletics
2. During the **fall season**, which interscholastic sport would you like to play?
39- Football
27- Girls' Volleyball
9- Boys' Volleyball
3- Boys' Cross-Country
5- Girls' Cross-Country
18- Girls' Field Hockey
11- Boys' Golf
5- Girls' Golf
17- Boys' Soccer
11- Girls' Soccer
20- I would not participate
3. During the **winter season**, which interscholastic sport would you like to play?
24-Boys' Basketball
18-Girls' Basketball
8- Boys' Swimming & Diving
6- Girls' Swimming & Diving
21- Boys' Wrestling
16- Girls' Gymnastics
15- Boys' and Girls' Indoor Track
32- I would not participate
4. During the **spring season**, which interscholastic sport would you like to play?
10-Boys' Track
7- Girls' Track
7- Girls' Tennis
19- Boys' Tennis
13- Girls' Slow Pitch Softball
25- Girls' Fast Pitch Softball
23- Boys' Baseball
41- I would not participate
5. Do you participate in intramural sports? If you do, which sports(s)?
16- Yes **Basketball, Volleyball, Softball, Summer Baseball**
104- NO
6. Which intramural sports, if any, would you like to see added?
La Crosse, Boxing, Wrestling, Step-Team, Golf

7. Do you participate in non-school sport activities? If you do, which sport(s)?
42- Yes Flag Football, Volleyball, Summer Baseball, Summer Softball, Basketball
78- No

8. Are you currently participating in interscholastic athletics during any season?

69- Yes

51- No Why don't you participate in interscholastic athletics?

7- I prefer other activities such as band, chorus, etc.

7- I don't have time

5- The practice schedules and game times are inconvenient

3- The sport I like isn't offered

9- It's too expensive

4- I prefer to participate in club or intramural sports

1- Working

14- Other

Did not list anything.

9. Do you have any suggestions to encourage participation?

More Activities, Make things fair and fun, More teacher involvement
Helps keep your grades up, Allow players to miss more days of practice,
It's fun

10. Please list OTHER SPORTS you are interested in participating in and the sports season.

Sport	Season
Dance Team (Not mixed with Cheerleaders)	
Golf (Several)	Spring-Summer
Tennis Boys (Several)	Spring
Soccer	Fall
La Crosse	
Gymnastics	Spring and Summer

OPTIONAL	
Name	
Age	

Male	
Female	

(check one)

2003-2004 INTERSCHOLASTIC ATHLETICS SURVEY
Summary of Student Responses

School Name	Eminence H.S. S
School Enrollment	129
Date	4-8-04
Completed By	Keith Blackburn - AD

Instructions:

1. Summarize the Student Athletics Interest Surveys Form T-61 by listing the total number of responses on the line next to each sport.
2. Under the Other Category please provide a listing of the sports as well as the number of students who are interested in participating.
3. Please sign and date the Summary Form (T-63) and mail the Summary Form only to the KHSAA by April 15, 2004. Do not mail the student surveys (Form T-61). However, these Forms should be maintained in your files in the event they are requested subsequently.

129 Number of Surveys

120 Total Returned (*A minimum of 80% return is expected*)

8-11 Grades Surveyed

How Was The Survey Administered? Conducted in Cafeteria By Principal & Staff
(e.g. was it given in all English classes, or all home rooms, or advisee/advisor?)

Fall Sports (List Total Number of Participation Responses)

5 Cross Country (Girls)
3 Cross Country (Boys)
18 Field Hockey (Girls)
39 Football (Boys)
5 Golf (Girls)
11 Golf (Boys)
11 Soccer (Girls)
17 Soccer (Boys)
27 Volleyball (Girls)
9 Volleyball (Boys)

Winter Sport (List Total Number of Participation Responses)

18 Basketball (Girls)
24 Basketball (Boys)
16 Gymnastics (Girls)
7 Indoor Track (Girls)
8 Indoor Track (Boys)
6 Swimming & Diving (Girls)
8 Swimming & Diving (Boys)

21 Wrestling (Boys)

Spring Sport (List Total Number of Participation Responses)

23 Baseball (Boys)
25 Fast Pitch Softball (Girls)
13 Slow Pitch Softball (Girls)
7 Tennis (Girls)
19 Tennis (Boys)
7 Track (Girls)
10 Track (Boys)

Other Sports (From Student Survey T-61 Question 10)

Name of Sport	Number of Students Interested In Participating
<u>GOLF BOYS</u>	<u>11</u>
<u>Tennis - Boys</u>	<u>19</u>
<u>Lacrosse</u>	<u>5</u>
<u>SOCCER BOYS</u>	<u>17</u>
_____	_____
_____	_____
_____	_____
_____	_____

Number of Students who participate in Intramural Sports.
(From Student Survey T-61 Question 5)

Sport	Number
<u>Basketball</u>	<u>16</u>
<u>Volleyball</u>	<u>5</u>
<u>Summer Baseball</u>	<u>6</u>
<u>Soft Ball</u>	<u>8</u>
_____	_____
_____	_____

List Intramural Sports students are interested in adding:
(From Student Survey T-61 Question 6)

Sport	Number
<u>Lacrosse</u>	<u>5</u>
<u>Boxing</u>	<u>6</u>
<u>Wrestling</u>	<u>5</u>
_____	_____
_____	_____
_____	_____

Participation in Non-School Sports Activities
(From Student Survey T-61 Question 7)



Sport	Number
Flag Football	
Volleyball	
Baseball	
Basketball	

Reasons for not participating in interscholastic athletics.
(From Survey Question 8)

Response	Number
1 I prefer other activities such as band, chorus, etc.	
7 I don't have time	
5 The practice schedules and game times are inconvenient	
3 The sport I like isn't offered	
1 It's too expensive	
4 I prefer to participate in club or intramural sports	
1 Working	
14 Other	
Did not list anything	

Student Suggestions to encourage participation

See Form T-61



 Principal's Signature Date