



# Kentucky High School Athletic Association

2280 Executive Drive ° Lexington, KY 40505 ° www.khsaa.org ° (859)299-5472 (859)293-5999 (fax)

## MEMORANDUM

To: Superintendent, Principal, and Athletic Director  
Fort Knox High School

From: Brigid L. DeVries, Commissioner  
Larry Boucher, Assistant Commissioner *LB*


Date: May 13, 2004

Subject: 2003-2004 Title IX Annual Report Forms Submission

Enclosed please find a copy of Form T-65, The 2003-2004 Title IX Annual Report Forms Checklist. In addition, you may find an attachment with corrected copies of the forms submitted by your school personnel. Please review this information so the forms can be completed accurately in the future.

Also, KHSAA Audit Staff may have requested a re-submission of some of the 2003-2004 Annual Report Forms or need additional information on your athletic programs. Please submit this information by the date requested if this is applicable. Copies and all KHSAA Title IX documents must be kept current and included in your permanent Title IX File at the school. All documents are subject to Open Records Requests.

Should you need any further information, please do not hesitate to call anytime.



## MEMORANDUM

TO: KHSAA Member School Superintendents, Principals, and Athletic Directors

FROM: Brigid L. DeVries, Commissioner  
Larry Boucher, Executive Assistant Commissioner

DATE: May 13, 2004

RE: 2004 Title IX Forms Submission

School	Fort Knox High School	Reviewed by	Phyllis Catlett
--------	-----------------------	-------------	-----------------

The following is a status report regarding the required 2003 - 2004 Title IX submission of forms due in to the KHSAA office by April 15, 2004. Appropriate audit personnel have reviewed these forms and the following is a summary of this review.

### I. Checklist of Forms properly submitted in a satisfactory manner:

✓	GE 19 (Annual Verification)		T-36 (Budget Expenses)
✓	T-1 (Summary Program Chart 1)	✓	T-41 (Checklist – Overall Interscholastic Program)
✓	T-2 (Summary Program Chart 2)		T-60 (Corrective Action Plan)
	T-3 (Summary Program Chart 3)	✓	T-63 (Interscholastic Survey Results))
✓	T-4 (Summary Program Chart 4)	✓	T-68 (Five Year Summary)
	T-35 (Budget Expenses)		

### II. Status

A.		2003 – 2004 Forms are satisfactory and no further information or action is necessary at this time.
B.	✓	<p>Errors have been noted with respect to the following forms:</p> <ul style="list-style-type: none"> <li>▪ Form T-3 A corrected copy of this form has been returned to you for placement in your permanent Title IX file to ensure proper submission in the future.</li> <li>▪ Forms T-35 &amp; T-36; School personnel did not submit the total expenditures for their athletic program. Please resubmit these completed forms to the KHSAA no later than <b>June 15, 2004</b>.</li> <li>▪ Form T-60; This form was submitted blank. Please resubmit a completed Form T-60 to the KHSAA no later than <b>June 15, 2004</b>.</li> </ul>
C.		The following forms were omitted and must be submitted by school representatives:
D.	✓	<p>Other Recommendation and Comments:</p> <ul style="list-style-type: none"> <li>▪ It is recommended that students be placed on the Gender Equity Review Committee, and that they be active members of the Committee.</li> <li>▪ It is recommended that students in grades 9-11 be surveyed. It is not necessary to survey students in grade 12.</li> <li>▪ The survey shows significant interest in track. The Gender Equity Review Committee and school personnel should evaluate this interest.</li> <li>▪ Question #3 on Form T-3 should be answered "Yes". This means that, according to the data submitted, the school is possibly not in compliance with any of the three tests.</li> </ul>

2003-2004  
**ACCOMMODATION OF INTERESTS AND ABILITIES**  
**SUMMARY PROGRAM CHART 3**

Participation Opportunities Test Three

FOR ANY QUESTION ANSWERED "YES" IDENTIFY THE RESPECTIVE SPORT(S).

	GIRLS (Yes / No)		BOYS (Yes / No)
1. For a sport not currently played at the interscholastic level (varsity, junior varsity, or freshman) in your school, is there an intramural team offered for that sport?	NO		NO
2. For a sport <u>not</u> currently offered in your interscholastic athletics program, is there sufficient interest to form a viable interscholastic team based on participation on an intramural team or community recreation teams?	NO		NO
3. For a sport <u>not</u> currently offered, is there sufficient interest to form a viable interscholastic team based on student responses from the interscholastic survey?	<del>NO</del> YES		<del>NO</del> YES
4. For a sport currently offered at the varsity level only, is there sufficient interest to form a viable team for a junior varsity, or freshman team that is not currently offered?	NO		NO
5. For a sport currently offered at the junior varsity or freshman level is there sufficient interest to form a varsity team not currently offered?	NO		NO
6. If you answered YES to question (1), (2), (3), (4), or (5), are there enough high schools in your geographic area offering the sport (at the appropriate level) to allow for the development of a reasonable schedule of competition?	N/A		N/A

*all  
Answers*

Principal's Signature: *Todd Cerkendall* Date: *13 April 2004*

**BUDGETED AND ACTUAL EXPENDITURES - PROGRAM COMPARISON CHART**  
**TO INCLUDE BOOSTER CLUB FUNDING**

2003-2004

KHSAA  
Form 135  
REV. 8/03

	equipment and supplies		travel		awards		coaches' salaries (to include supplemental and extended employment)		facilities improvements		publications (if sport-specific)	
	B	E	B	E	B	E	B	E	B	E	B	E
G basketball	-	2,844.73					-	20,000	-		N/A	N/A
B basketball	-	2,149.63					-	20,000	-		N/A	N/A
G softball	-	3,402.46					-	7,000	-		N/A	N/A
B baseball	-	2,850.78					-	7,000	-		N/A	N/A
G cross country	-	-					-	4,375	-		N/A	N/A
B cross country	-	-					-	4,375	-		N/A	N/A
G golf	-	315.41					-	1,750	-		N/A	N/A
B golf	-	315.41					-	1,750	-		N/A	N/A
G soccer	-	2,704.18					-	10,500	-		N/A	N/A
B soccer	-	2,012.75					-	10,500	-		N/A	N/A
G swimming	-	220.60					-	2,100	-		N/A	N/A
B swimming	-	220.60					-	2,100	-		N/A	N/A

- Budget and expenditures on this 2003-2004 year report due by April 15, 2004, should reflect the total monies budgeted and spent for the entire year of 2002-2003 ending June 30, 2003.
- "B" is for budgeted dollar amounts and "E" is for actual dollar expenditures.
- Booster Club Funding/Contributions must be included in the expenditures total.
- Indicate percentage of total expenditures for each gender: Total Expenditures \$ \_\_\_\_\_ % for boys \_\_\_\_\_ % for girls \_\_\_\_\_

Principal's Signature: *Scott Anderson* Date: 13 April 2004

Copyright 1999, Good Sports, Inc., Title IX and Gender Equity Specialists. All rights reserved.

**BUDGETED AND ACTUAL EXPENDITURES - PROGRAM COMPARISON CHART 2**  
**TO INCLUDE BOOSTER CLUB FUNDING**

2003-2004

KHSAA  
Form 136  
REV. 8/03

Teams	equipment and supplies		travel		awards		coaches' salaries (to include supplemental and extended employment)		facilities improvements		publications (if sport-specific)	
	B	E	B	E	B	E	B	E	B	E	B	E
G track	-	-	-	-	-	-	-	7,875	-	-	N/A	N/A
B track	-	-	-	-	-	-	-	7,875	-	-	N/A	N/A
G tennis	-	325.00	-	-	-	-	-	1,750	-	-	N/A	N/A
B tennis	-	325.00	-	-	-	-	-	1,750	-	-	N/A	N/A
G volleyball	-	1,294.95	-	-	-	-	-	8,225	-	-	N/A	N/A
B wrestling	-	910.00	-	-	-	-	-	5,250	-	-	N/A	N/A
G (list sport)	-	-	-	-	-	-	-	-	-	-	-	-
B (football)	-	9,833.92	-	-	-	-	-	44,000	-	-	N/A	N/A
G (list sport)	-	-	-	-	-	-	-	-	-	-	-	-
B (list sport)	-	-	-	-	-	-	-	-	-	-	-	-

- Budget and expenditures on this 2003-2004 year report due by April 15, 2004, should reflect the total monies budgeted and spent for the entire year of 2002-2003 ending June 30, 2003.
- "B" is for budgeted dollar amounts and "E" is for actual dollar expenditures.
- Booster Club Funding/Contributions must be included in the expenditures total.
- Indicate percentage of total expenditures for each gender: Total Expenditures \$ \_\_\_\_\_ % for boys \_\_\_\_\_ % for girls \_\_\_\_\_

Principal's Signature: *Scott C. ...* Date: *13 April 2004*

SCHOOL NAME

FORT KNOX HIGH SCHOOL

To complete this form

For all are

and as items for correction, an intended corrective action explanation is needed. THIS FORM SHALL BE TYPED.

Note: If the school is not in compliance with any of the three test, then an item for correction should be to increase opportunities for participation for the female students.

Cheryl Cath  
4/27/04



may copy

Principal's Signature:

*David Cumberland*

Date: 13 April 2004



**2003-2004 KENTUCKY HIGH SCHOOL ATHLETIC ASSOCIATION  
ANNUAL VERIFICATION OF TITLE IX PROCEDURES  
(To be submitted by April 15, 2004 along with other required forms)**

APR 21 2004

The Fort Knox High School, Fort Knox, Kentucky  
(Name of High School) (City)

certifies to the Kentucky High School Athletic Association that the following is an accurate and true representation of the facts surrounding compliance with 20 U.S.C. Sections 1681-1688, et. Seq. (also known as Title IX)

**I certify the following provisions in accordance with records at the school contained in the permanent Title IX file, and to the best of my knowledge have completed the following tasks. (All boxes must be checked)**

Established a gender equity committee at the high school. (list committee personnel and provide attachment if necessary)

Name	Address	Phone	Title
Karl Olive	1034 Shamrock Ln, Radcliff, KY	877-6877	Teacher-Coach
Felice Wahlberg	192 N Lorraine, Radcliff, KY	351-0971	Teacher
Dave Shufelt	260 Villa Ray Dr. Radcliff, KY	877-2273	Teacher
Aileen Hornback	550 Lincoln Rd, E-town, KY	765-5250	Tech Specialist
John Aluza	900 Pine Valley Dr., E-town, KY	234-4919	Teacher-Coach
Tom Jaco	2875 Big Springs Rd., Rineyville, KY	234-1041	Teacher-Coach
William G. Thompson	605 Bennett Ln, Rineyville, KY	769-9887	Ass't. Principal/Athletic Dir.

Scheduled a minimum of three meetings during the 2003-2004 school year on the following dates:

- 09-10-03
- 02-13-04
- 06-01-04

Designated the following person(s) as the Title IX coordinator for the school:

<u>William G. Thompson</u>	<u>Ass't. Principal</u>	<u>605 Bennett Ln, Rineyville, KY</u>	<u>769-5887</u>
Name	Title	Address	Phone

School personnel are continuing to make periodic reviews of the boys and girls athletics program reflected in the Corrective Action Plan.

In addition to the above information, the above referenced school maintains a complete permanent file relative to Title IX records including copies of the self-assessment audit, all corrective action plans, and other related materials.

Iodd Cuckendall  
Principal's Signature

13 April 2004  
Date

Michael Merritt  
Superintendent Signature

[Signature]  
School Board Chairpersons' Signature

(Send original copy to KHSAA - Maintain duplicate in Title IX school folder)

2003-2004  
**ACCOMMODATION OF INTERESTS AND ABILITIES**  
**SUMMARY PROGRAM CHART 1**

KHSAA  
 Form T1  
 Rev. 8/03

**Participation Opportunities Test One**

		(Column 1)	(Column 2)	(Column 3)	(Column 4)
	Program	Enrollment	Percentage of Total Enrollment	Number of Interscholastic Participants (double and triple count)	Percentage of Total Participation
Row 1	GIRLS	230	48.9	158	36.3
Row 2	BOYS	240	51.1	277	63.7
Row 3	Totals	470	100%	435	100%

Instructions:

\*Number of 8<sup>th</sup> grade students & below used in Column 3 and Column 4 calculations if applicable: 32 Female  
53 Male

- Determine the total number of girls enrolled, (place in Row 1, Column 1). Determine the total number of boys enrolled, (place in Row 2, Column 1).
- Add the total number of girls and boys enrolled to determine total enrollment, (place in Row 3, Column 1).
- Calculate the percentage of total enrollment that is female. (Divide Row 1, Column 1 by row 3, Column 1 and place in Row 1, Column 2.) Calculate the percentage of total enrollment that is male. (Divide Row 2, Column 1 by Row 3, Column 1 and place in Row 2, Column 2.) Note: Row 1, Column 2 plus Row 2, Column 2 should total 100%.
- Ask the head coaches to review the most updated eligibility or squad lists for their teams. Ask coaches to confirm the names of those individuals who are on the team as of the first **date of competition**, and cross out the names of those who were cut from the team or quit the team prior to the first competitive event. Determine the total number of interscholastic athletics participants that are girls, (and place in Row 1, Column 3). In order to determine the total number of athletics participants, an individual should be counted each time he or she participates on a team. For example, if Jane Doe competes on the varsity volleyball team, the junior varsity volleyball team, the junior varsity basketball team, and the varsity softball team, she should be counted as four participants (**do not include club or intramural sports participants, cheerleaders, dance teams, or pom squads**). Calculate the same way for boys and girls. \* In addition, should 8<sup>th</sup> grade students and below play on a Freshman, Junior Varsity, or Varsity team, they should also be counted for each team and sport on which they participate. If applicable, please asterisk the above notation as to how many 8<sup>th</sup> grade students & below are included in the totals. Using the same procedure, determine the total number of interscholastic athletic participants that are boys, (and place in Row 2, Column 3). Add Row 1, Column 3 plus Row 2, Column 3 to get total participants and place in Row 3, Column 3.
- Calculate the percentage of female participation. (Row 1, Column 3 divided by Row 3, Column 3 and place in Row 1, Column 4.) Calculate the percentage of male participation. (Row 2, Column 3 divided by Row 3, Column 3 and place in Row 2, Column 4.) Note: Row 1, Column 4 plus Row 2, Column 4 should total 100%.

Note: While being within three percent is not a formal compliance standard; if the percent listed in Row 1, Column 4 is within 3% of Row 1, Column 2, then it provides a good target within which compliance is likely.

Principal's Signature: Jodel Curkendall Date: 13 April 2004



**ACCOMMODATION OF INTERESTS AND ABILITIES  
SUMMARY PROGRAM CHART 2**

Participation Opportunities Test Two

		Column 1	Column 2	Column 3	Column 4	Column 5
Program		Number of Teams Currently Offered	Number of Participants	Number of Teams Added in Last Five Years	Number of Participants Added in Last Five Years	Percent of Total Participation By Sex Added in Last 5 Years
GIRLS	Row 1	varsity:	9	99	0	No significant change
	Row 2	j.v.:	7	53	0	No significant change
	Row 3	frosh:	1	6	0	No significant change
	Row 4	total:	17	158	0	No significant change
BOYS	Row 5	varsity:	10	154	0	No significant change
	Row 6	j.v.:	7	73	0	No significant change
	Row 7	frosh:	2	50	0	No significant change
	Row 8	total:	19	277	0	No significant change

- 1) For Column 1, list the number of interscholastic teams offered for girls and boys at each competitive level (varsity, junior varsity, and freshman). For girls, total each of the entries in Rows 1, 2, and 3 into Row 4. For boys, total Rows 5, 6, and 7 into Row 8.
- 2) For Column 2, list the number of participants at each level. For girls, total each of the entries in Rows 1, 2, and 3 into Row 4. For boys, total Rows 5, 6, and 7 into Row 8. **Note:** The totals in Row 4 for girls and in Row 8 for boys must be the same as the totals in Form T-1, Column 3, Rows 1 and 2 respectively.
- 3) For Column 3, list the number of interscholastic teams that have been added in the last five years at each competitive level. Count each team added during the 5 year period only one time. e.g. Girl's junior varsity soccer was added 3 years ago, count the team only once, not 3 times. For girls, total the entries in Rows 1, 2, and 3 into Row 4. For boys, total Rows 5, 6, and 7 into Row 8.
- 4) For Column 4, list the number of participants that are currently on each level of the teams that were added in the last five years. If a team was added previously but no longer exists, there are no current participants to be added for that team. For girls, total the entries in Rows 1, 2, and 3 into Row 4. For boys, total Rows 5, 6, and 7 into Row 8.
- 5) For Column 5, calculate the percentage of participants that have been added in the last five years. For girls, take the number in Column 4, Row 4 and divide by the number in Column 2, Row 4. For boys, take the number in Column 4, Row 8 and divide it by the number in Column 2, Row 8.

Note: If the percentage of current participants added in the last five years is 25% or greater, compliance with test two may be possible. If less than 25%, then compliance with test three should be analyzed. **CAUTION:** 25% is not a formal compliance standard.

Principal's Signature: *Ladell Curkendall* Date: *13 April 2004*

**2003-2004**  
**ACCOMODATION OF INTERESTS AND ABILITIES**  
**SUMMARY PROGRAM CHART 4**

**Levels of Competition Test One**

		Column 1	Column 2	Column 3
Girls	Team Levels	Number of Teams Currently Offered	Number of Participants	Percentage of Participants at Each Level
Row 1	varsity:	9	99	62.7
Row 2	j.v.:	7	53	33.5
Row 3	frosh:	1	6	3.8
Row 4	total:		158	100%
<b>Boys</b>				
Row 5	varsity:	10	154	55.6
Row 6	j.v.:	7	73	26.4
Row 7	frosh:	2	50	18.0
Row 8	total:		277	100%

- 1) Column 1, list the number of interscholastic teams offered for girls and boys at each competitive level; varsity, junior varsity, and freshman. (Refer to Form T-2, Accommodation of Interests and Abilities, Summary Program Chart 2, Column 1.)
- 2) For Column 2, list the number of participants at each level. For girls, total the entries in Rows 1, 2, and 3 into Row 4. For boys, total the entries in Rows 5, 6, and 7 into Row 8. (Refer to Form T-2, Accommodation of Interests and Abilities, Summary Program Chart 2, Column 2.)
- 3) For Column 3, calculate the percentage of female and male participants at each level.  
For girls' varsity, junior varsity, and frosh, respectively:
  - Divide Column 2, Row 1 by Column 2, Row 4, and place the percentage in Column 3, Row 1.
  - Divide Column 2, Row 2 by Column 2, Row 4, and place the percentage in Column 3, Row 2.
  - Divide Column 2, Row 3 by Column 2, Row 4, and place the percentage in Column 3, Row 3.
  -
 For boys' varsity, junior varsity, and frosh, respectively:
  - Divide Column 2, Row 5 by Column 2, Row 8, and place the percentage in Column 3, Row 5.
  - Divide Column 2, Row 6 by Column 2, Row 8, and place the percentage in Column 3, Row 6.
  - Divide Column 2, Row 7 by Column 2, Row 8, and place the percentage in Column 3, Row 7.

Principal's Signature: *L. del Curbandall* Date: *13 April 2004*

# 2003-2004 KHSAA TITLE IX ATHLETICS AUDIT

KHSAA  
Form T41  
Rev. 8/03

## Checklist - Overall Interscholastic Athletics Program

Areas of Compliance	ADVANTAGE TO (Respond based on Internal Evaluation by checking the appropriate column.)		
	GIRLS' PROGRAM	BOYS' PROGRAM	NEITHER PROGRAM
<b>OPPORTUNITIES</b>			
Accommodation of Interest and Abilities			
<b>BENEFITS</b>			
Equipment and Supplies			X
Scheduling of Games and Practice Time			X
Travel and Per Diem Allowances			X
Coaching			X
Locker Rooms, Practice and Competitive Facilities			X
Medical and Training Facilities and Services			X
Publicity			X
Support Services			X
Athletic Scholarships			N/A
Tutoring			N/A
Housing and Dining Facilities and Services			N/A
Recruitment of Student Athletes			N/A

Principal's Signature: *Jodd Curkendall* Date: *13 April 2004*



## 2003-2004 INTERSCHOLASTIC ATHLETICS SURVEY

### Summary Of Student Responses

School Name: Fort Knox High School  
School Enrollment: 470  
Date: March 26, 2004  
Completed By: Gary Thompson

#### Instructions:

1. Summarize the Student Athletics Interest Surveys Form T-61 by listing the total number of responses on the line next to each sport.
2. Under the Other Category please provide a listing of the sports as well as the number of students who are interested in participating.
3. Please sign and date the Summary Form (T-63) and mail the Summary Form only to the KHSAA by April 15, 2004. Do not mail the student surveys (Form T-61). However, these Forms should be maintained in your files in the event they are requested subsequently.

470 Number of Surveys  
316 Total Returned (*A minimum of 80% return is expected*)  
9-12 Grades Surveyed

How Was The Survey Administered? The survey was filled out during Homeroom/Encore.  
(e.g. was it given in all English classes, or all home rooms, or advisee/advisor?)

#### Fall Sports (List Total Number of Participation Responses)

7 Cross Country (Girls)  
18 Cross Country (Boys)  
12 Field Hockey (Girls)  
92 Football (Boys)  
2 Golf (Girls)  
8 Golf (Boys)  
30 Soccer (Girls)  
25 Soccer (Boys)  
53 Volleyball (Girls)  
4 Volleyball (Boys)

#### Winter Sport (List Total Number of Participation Responses)

29 Basketball (Girls)  
53 Basketball (Boys)  
30 Gymnastics (Girls)  
44 Indoor Track (Girls) ✓  
   Indoor Track (Boys)  
21 Swimming & Diving (Girls)  
12 Swimming & Diving (Boys)  
26 Wrestling (Boys)

Spring Sport (List Total Number of Participation Responses)

<u>47</u>	Baseball (Boys)
<u>27</u>	Fast Pitch Softball (Girls)
<u>24</u>	Slow Pitch Softball (Girls)
<u>22</u>	Tennis (Girls)
<u>9</u>	Tennis (Boys)
<u>40</u>	Track (Girls)
<u>47</u>	Track (Boys)

Other Sports (From Student Survey T-61 Question 10)

<u>Name of Sport</u>	<u>Number of Students Interested in Participating</u>
<u>Aggressive Inline</u>	<u>1</u>
<u>Archery</u>	<u>1</u>
<u>Backyard Wrestling Spring</u>	<u>1</u>
<u>Baseball</u>	<u>1</u>
<u>Baseball – Spring</u>	<u>1</u>
<u>Basketball</u>	<u>1</u>
<u>Basketball – Winter</u>	<u>3</u>
<u>Basketball Tournaments</u>	<u>1</u>
<u>Bowling</u>	<u>2</u>
<u>Bowling – Spring</u>	<u>2</u>
<u>Bowling – Winter</u>	<u>1</u>
<u>Boxing</u>	<u>5</u>
<u>Boxing – Winter</u>	<u>2</u>
<u>Boy's Golf - Spring</u>	<u>1</u>
<u>Boys' Softball</u>	<u>1</u>
<u>Bull Riding - Spring</u>	<u>1</u>
<u>Cheerleading - Fall</u>	<u>1</u>
<u>Chess Club</u>	<u>1</u>
<u>Color Guard</u>	<u>1</u>
<u>Cross Country – Fall</u>	<u>2</u>
<u>Dance Team</u>	<u>1</u>
<u>Diving</u>	<u>1</u>
<u>Diving – Winter</u>	<u>1</u>
<u>Drill Team</u>	<u>1</u>
<u>Fencing</u>	<u>1</u>
<u>Field Hockey</u>	<u>2</u>
<u>Football</u>	<u>4</u>
<u>Football – Fall</u>	<u>7</u>
<u>Girls Basketball – Fall</u>	<u>1</u>
<u>Girls Weightlifting</u>	<u>1</u>
<u>Girls Wrestling</u>	<u>1</u>
<u>Golf - Spring</u>	<u>1</u>
<u>Hockey</u>	<u>3</u>



Number of Students who participate in Intramural Sports.  
 (From Student Survey T-61 Question 5)

Sport	Number
Baseball	2
Basketball	2
Boys' Swimming	1
Cheerleading	2
Dance Team	3
Equestrian	1
Football	7
Girls Soccer	1
Girls' Basketball	1
Hockey	1
Ice Hockey	1
Lacrosse	1
Marching Band	1
Paintball	1
Power lifting	3
Racquetball	1
Skateboarding	2
Slow-pitch Softball	1
Soccer	2
Soccer After School	1
Soccer Referee	1
Softball	2
Street ball	1
Street Hockey	1
Swimming	1
Track	1
Volleyball	4
Wall ball	1
Weightlifting	2
Wrestling	1

List Intramural Sports students are interested in adding:  
 (From Student Survey T-61 Question 6)

<u>Sport</u>	<u>Number</u>
Backyard Wrestling	1
Basketball	2
Bowling	2
Boys Field Hockey	1
Boys' Gymnastics	1
Cheerleading	1
Chess	1
CO-ED	1
Dance	1
Diving Team	1
Dodge ball	2
Flag Football	1
Football	2
Girls Football	1
Girls' Field Hockey	1
Gymnastics	2
Hockey	3
Ice Hockey	1
Kickball	1
Kickboxing	1
Lacrosse	10
Martial Arts	1
Paint Ball	1
ProWrestling	1
Rugby	2
Skateboarding	2
Slam Ball	1
Soccer	1
Step Team	3
Street Hockey	1
Ultimate Frisbee	2
Wall ball	1
Weightlifting	1



### Participation in Non-School Sports Activities (From Student Survey T-61 Question 7)

<u>Sport</u>	<u>Number</u>
AAU and USA Wrestling	1
AAU Basketball	2
AAU Track	1
Aggressive Sports	1
All Star Softball Team	1
Band	1
Baseball	5
Basketball	7
Bowling	4
Church Basketball	1
Club & ODP Soccer	1
Equestrian Team	1
Fencing/Archery	1
Football	5
Gymnastics	3
Hockey	2
Horseback Riding	3
Ice Hockey	1
Kickball	1
Lacrosse	2
Paintball	1
Running	3
Skateboarding	3
Soccer	9
Soccer Referee	1
Soccer Youth Center	1
Softball	2
Street Football	1
Student Council	1
Summer Camps	1
Tae Kwon Do	4
Tennis	1
Volleyball	1
Youth Center Basketball	1
Youth Center Sports	1
Youth Sport Basketball	1


Reasons for not participating in interscholastic athletics. (From Survey Question 8)

Response	Number
31	I prefer other activities such as band, chorus, etc.
45	I don't have time
13	The practice schedules and game times are inconvenient
15	The sport I like isn't offered
4	It's too expensive
4	I prefer to participate in club or intramural sports
20	Working
	Other
	<u>I don't feel like it. Not good enough. There's no street football or wrestling. Dance. Dance Team. Too busy with other things. The coaching isn't good and they don't go to competition. I'm lazy. I have an injury this year. I don't feel like it. Not interested. Don't want to. Never made it in what I want. Big Brothers and Sisters. I have just came a month ago. Babysitting. Rifle Team. Other things to do. I have better things to do. There no fun. Swimming just finished. I'm moving. Don't have time, new student. Not fun. I skateboard. I don't want to. Did not make the cut.</u>


Student Suggestions to encourage participation

- Offer trips and have everything organized before having try-outs.
- The sports should be announced and talked about more often.
- To encourage participation, there could be more sport options and the coaches should pick people for tryouts instead of sticking with the same players.
- Add Hockey, Rugby and Paintballing.
- No, other than the fact that they should advertise how fun sports are.
- It helps keep kids off the streets.
- Put out more information about tryouts.
- Yes, get more involved in other clubs ie.: (4-H and FFA)
- Get a girls wrestling team.
- Get a girls weightlifting team.
- Quit bein lazy.
- You should add cheerleading and matmaid as a sport. Because they count too. Because females count too.
- You will have an activity to do afterschool and you won't be board.
- At least try out to see if you like it at first.
- Add more sports to the program.
- Advertisement
- Well, if I weren't so lazy.
- Make practices at better times.
- Coaches are more likable and better funding.
- Get coaches with better attitudes.
- No not really if they don't want to play their fault.
- Better Coaches

- Coaches
- I think that if you go to competition and get better coaching more people would take this sport serious.
- Get a Lacrosse Team.
- Get new uniforms and have the school stop being so cheap.
- No, because my "sports" would never be put into school activities.
- Offer more sports and try to have more school participation.
- Clean up our softball field and more people will come!
- We should have better practice areas, such as the girls' softball field.
- Yes, maybe after school.
- School needs more money and better coaches.
- Have longer seasons.
- Give out varsity letters for power lifting.
- Pay 'em
- Get more people involved.
- Softball is great and a lot of girls should join. The coach is wonderful and likes to see people try.
- Playing sports is not hard it is just challenging.
- It's fun I guess, keeps you in shape.
- More advertising for the sports, announcements about which sports are going on, bulletins in the hallways so students know when and where certain sports are.
- Get new equipment.
- Don't have favoritism on the teams.
- Male and female wrestling at average.
- To make better sports to have the practices during school not after school or before school.
- Have more money towards uniforms for all sports.
- Have more options open.
- Make things fun.
- Win more often...
- Add on more female sports!
- Show more spirit to it.
- Get hot cheerleaders, pep rally's, more school activities.
- Hot cheerleaders and trips to buffet.
- Do what you feel is good.
- Get a life.
- More pep rallies.
- More announcements and sign up times.



**Principal's Signature**



**Date**



2003-2004

TITLE IX

CORRECTIVE ACTION PLAN

SCHOOL NAME

FORT KNOX HIGH SCHOOL

To complete this form, indicate the intended area which needs corrective action, the suggested change and time table for implementation. You may copy this form as needed. Please attach corrective action plans along with audit forms and submit by April 15, 2004.

ITEM FOR CORRECTION	SUGGESTED CHANGE	TIME TABLE FOR CORRECTIVE ACTION
Increase opportunities for participation for female students.	Solicit participation for female students in all athletic programs.	April 05

For all areas currently identified as items for correction, an intended corrective action explanation is needed.  
THIS FORM SHALL BE TYPED.

Principal's Signature: *Jodee Cumberland*

Date: 12 April 2004

*Handwritten initials and date: 4/15/04*

**2003-2004  
BUDGETED AND ACTUAL EXPENDITURES - PROGRAM COMPARISON CHART 2  
TO INCLUDE BOOSTER CLUB FUNDING**

Teams	equipment and supplies		travel		awards		coaches' salaries (to include supplemental and extended employment)		facilities improvements		publications (if sport-specific)	
	B	E	B	E	B	E	B	E	B	E	B	E
G track	-	-	-	-	-	-	-	7,875	-	-	N/A	N/A
B track	-	-	-	-	-	-	-	7,875	-	-	N/A	N/A
G tennis	-	325.00	-	-	-	-	-	1,750	-	-	N/A	N/A
B tennis	-	325.00	-	-	-	-	-	1,750	-	-	N/A	N/A
G volleyball	-	1,294.95	-	-	-	-	-	8,225	-	-	N/A	N/A
B wrestling	-	910.00	-	-	-	-	-	5,250	-	-	N/A	N/A
G (list sport)	-	-	-	-	-	-	-	-	-	-	-	-
B (football)	-	9,833.92	-	-	-	-	-	44,000	-	-	N/A	N/A
G (list sport)	-	-	-	-	-	-	-	-	-	-	-	-
B (list sport)	-	-	-	-	-	-	-	-	-	-	-	-

Fort Knox High School purchases the same awards for all our athletic programs.

Fort Knox High School provides transportation on an equal basis for all our athletic teams.

1. Budget and expenditures on this 2003-2004 year report due by April 15, 2004, should reflect the total monies budgeted and spent for the entire year of 2002-2003 ending June 30, 2003.

2. "B" is for budgeted dollar amounts and "E" is for actual dollar expenditures.

3. Booster Club Funding/Contributions must be included in the expenditures total.

4. Indicate percentage of total expenditures for each gender: Total Expenditures \$ 29,725.42 % for boys 62.6% % for girls 37.4%

Principal's Signature: *Jeddel Cumberdale* Date: 13 April 2004

**2003-2004  
BUDGETED AND ACTUAL EXPENDITURES - PROGRAM COMPARISON CHART  
TO INCLUDE BOOSTER CLUB FUNDING**

	equipment and supplies		travel		awards		coaches' salaries (to include supplemental and extended employment)		facilities improvements		publications (if sport-specific)	
	B	E	B	E	B	E	B	E	B	E	B	E
G basketball	-	2,844.73		Fort Knox High School provides transportation on an equal basis for all our athletic teams.		Fort Knox High School Purchases the same awards for all the athletic programs.	-	20,000	-	-	N/A	N/A
B basketball	-	2,149.63					-	20,000	-	-	N/A	N/A
G softball	-	3,402.46					-	7,000	-	-	N/A	N/A
B baseball	-	2,850.78					-	7,000	-	-	N/A	N/A
G cross country	-	-					-	4,375	-	-	N/A	N/A
B cross country	-	-					-	4,375	-	-	N/A	N/A
G golf	-	315.41					-	1,750	-	-	N/A	N/A
B golf	-	315.41					-	1,750	-	-	N/A	N/A
G soccer	-	2,704.18					-	10,500	-	-	N/A	N/A
B soccer	-	2,012.75					-	10,500	-	-	N/A	N/A
G swimming	-	220.60					-	2,100	-	-	N/A	N/A
B swimming	-	220.60					-	2,100	-	-	N/A	N/A

1. Budget and expenditures on this 2003-2004 year report due by April 15, 2004, should reflect the total monies budgeted and spent for the entire year of 2002-2003 ending June 30, 2003.

2. "B" is for budgeted dollar amounts and "E" is for actual dollar expenditures.

3. Booster Club Funding/Contributions must be included in the expenditures total.

4. Indicate percentage of total expenditures for each gender: Total Expenditures \$ 29,725.42 % for boys 62.6% % for girls 37.4%

Principal's Signature: *Lorel C. Anderson*

Date: *13 April 2004*