



# Kentucky High School Athletic Association

2280 Executive Drive ° Lexington, KY 40505 ° www.khsaa.org ° (859)299-5472 (859)293-5999 (fax)

## MEMORANDUM

To: Superintendent, Principal, and Athletic Director  
Highlands High School

From: Brigid L. DeVries, Commissioner  
Larry Boucher, Assistant Commissioner *LB*


Date: June 9, 2004

Subject: 2003-2004 Title IX Annual Report Forms Submission

Enclosed please find a copy of Form T-65, The 2003-2004 Title IX Annual Report Forms Checklist. In addition, you may find an attachment with corrected copies of the forms submitted by your school personnel. Please review this information so the forms can be completed accurately in the future.

Also, KHSAA Audit Staff may have requested a re-submission of some of the 2003-2004 Annual Report Forms or need additional information on your athletic programs. Please submit this information by the date requested if this is applicable. Copies and all KHSAA Title IX documents must be kept current and included in your permanent Title IX File at the school. All documents are subject to Open Records Requests.

Should you need any further information, please do not hesitate to call anytime.



## MEMORANDUM

TO: KHSAA Member School Superintendents, Principals, and Athletic Directors

FROM: Brigid L. DeVries, Commissioner  
Larry Boucher, Assistant Commissioner

DATE: June 8, 2004

RE: 2004 Title IX Forms Submission

School	Highlands High School	Reviewed by	Gary W. Lawson
--------	-----------------------	-------------	----------------

The following is a status report regarding the required 2003 - 2004 Title IX submission of forms due in to the KHSAA office by April 15, 2004. Appropriate audit personnel have reviewed these forms and the following is a summary of this review.

### I. Checklist of Forms properly submitted in a satisfactory manner:

✓	GE 19 (Annual Verification)	✓	T-36 (Budget Expenses)
✓	T-1 (Summary Program Chart 1)	✓	T-41 (Checklist – Overall Interscholastic Program)
✓	T-2 (Summary Program Chart 2)	✓	T-60 (Corrective Action Plan)
✓	T-3 (Summary Program Chart 3)	✓	T-63 (Interscholastic Survey Results))
✓	T-4 (Summary Program Chart 4)	✓	T-68 (Five Year Summary)
✓	T-35 (Budget Expenses)		

### II. Status

A.	✓	2003 – 2004 Forms are satisfactory and no further information or action is necessary at this time.
B.		Errors have been noted with respect to the following forms:
C.		The following forms were omitted and must be submitted by school representatives:
D.	✓	<p>Other Recommendation and Comments:</p> <ul style="list-style-type: none"> <li>▪ All calculations appear to be correct.</li> <li>▪ According to the responses on Form T-3, the school is currently meeting the standards established in Test # 3 for Opportunities. School personnel need to make sure that future Student Survey results support the responses on Form T-3.</li> <li>▪ According to the data provided, it appears that the school is spending approximately \$140.00 more per male athlete than per female athlete. This spending needs to be closely monitored both by the school administration and the Gender Equity Review Committee.</li> </ul>



**2003-2004 KENTUCKY HIGH SCHOOL ATHLETIC ASSOCIATION  
ANNUAL VERIFICATION OF TITLE IX PROCEDURES**  
(To be submitted by April 15, 2004 along with other required forms)

APR 16 2004

The HIGHLANDS High School, FT THOMAS Kentucky  
(Name of High School) (City)

certifies to the Kentucky High School Athletic Association that the following is an accurate and true representation of the facts surrounding compliance with 20 U.S.C. Sections 1681-1688, et. Seq. (also known as Title IX)

**I certify the following provisions in accordance with records at the school contained in the permanent Title IX file, and to the best of my knowledge have completed the following tasks. (All boxes must be checked)**

☒ Established a gender equity committee at the high school. (list committee personnel and provide attachment if necessary)

Name	Address	Phone	Title
ELGIN EMMONS	2400 MEMORIAL PARKWAY	859-781-5900 X 11121	PRINCIPAL
JOHN MESSMER	"	" X 11126	HEAD B/BASKETBALL COACH
JAIME RICHEY	"	" X 11124	HEAD G/BASKETBALL COACH
RITA BYRD	25 N FT THOMAS AVE	859-781-3333 X 11013	ASST. SUPERINTENDENT
BRENDA STAGGS	2400 MEMORIAL PARKWAY	859-781-5900 X 11127	GUIDANCE
BRAD FENNELL	58 MIAMI PARKWAY	859-781-7851	BOARD MEMBER
CHUCK THOMPSON	68 CANNON RIDGE	859-441-1913	BOARD MEMBER

☒ Scheduled a minimum of three meetings during the 2003-2004 school year on the following dates:

10/16/03

01/08/04

03/11/04

☒ Designated the following person(s) as the Title IX coordinator for the school:

DALE MUELLER	ATHLETIC DIRECTOR	2400 MEMORIAL PARKWAY	859-781-5900 X11172
Name	Title	Address	Phone

☒ School personnel are continuing to make periodic reviews of the boys and girls athletics program reflected in the Corrective Action Plan.

☒ In addition to the above information, the above referenced school maintains a complete permanent file relative to Title IX records including copies of the self-assessment audit, all corrective action plans, and other related materials.

Elgin Emons  
Principal's Signature

4-14 2004  
Date

Garry L. Atkinson  
Superintendent Signature

Nancy Baker  
School Board Chairpersons' Signature

(Send original copy to KHSAA - Maintain duplicate in Title IX school folder)

SALLY WALTERS	17 CLIFTVIEW	859-4412-1269	TEACHER/CHEER COACH
JOHN COFFMAN	17 RIVER ROAD	859-441-8090	PARENT
NANCY HASSMAN	95 ORCHARD HILL	859-441-4441	PARENT
ABI GIBSON	30 STARDUST PT	859-441-2813	STUDENT
DAVID CAPAL	15 HOMESTEAD	859-441-4109	STUDENT

**2003-2004**  
**ACCOMMODATION OF INTERESTS AND ABILITIES**  
**SUMMARY PROGRAM CHART 1**

KHSAA  
Form T1  
Rev. 8/03

**Participation Opportunities Test One**


		(Column 1)	(Column 2)	(Column 3)	(Column 4)
	Program	Enrollment	Percentage of Total Enrollment	Number of Interscholastic Participants (double and triple count)	Percentage of Total Participation
Row 1	GIRLS	382	46.8	260	42.3
Row 2	BOYS	434	53.2	354	57.6
Row 3	Totals	816	100%	614	100%

Instructions:

\*Number of 8<sup>th</sup> grade students & below used in Column 3 and Column 4 calculations if applicable: \_\_\_\_\_

- 1) Determine the total number of girls enrolled, (place in Row 1, Column 1).  
Determine the total number of boys enrolled, (place in Row 2, Column 1).
- 2) Add the total number of girls and boys enrolled to determine total enrollment, (place in Row 3, Column 1).
- 3) Calculate the percentage of total enrollment that is female. (Divide Row 1, Column 1 by row 3, Column 1 and place in Row 1, Column 2.) Calculate the percentage of total enrollment that is male. (Divide Row 2, Column 1 by Row 3, Column 1 and place in Row 2, Column 2.) Note: Row 1, Column 2 plus Row 2, Column 2 should total 100%.
- 4) Ask the head coaches to review the most updated eligibility or squad lists for their teams. Ask coaches to confirm the names of those individuals who are on the team as of the first **date of competition**, and cross out the names of those who were cut from the team or quit the team prior to the first competitive event. Determine the total number of interscholastic athletics participants that are girls, (and place in Row 1, Column 3). In order to determine the total number of athletics participants, an individual should be counted each time he or she participates on a team. For example, if Jane Doe competes on the varsity volleyball team, the junior varsity volleyball team, the junior varsity basketball team, and the varsity softball team, she should be counted as four participants (**do not include club or intramural sports participants, cheerleaders, dance teams, or pom squads**). Calculate the same way for boys and girls. \* In addition, should 8<sup>th</sup> grade students and below play on a Freshman, Junior Varsity, or Varsity team, they should also be counted for each team and sport on which they participate. If applicable, please asterisk the above notation as to how many 8<sup>th</sup> grade students & below are included in the totals. Using the same procedure, determine the total number of interscholastic athletic participants that are boys, (and place in Row 2, Column 3). Add Row 1, Column 3 plus Row 2, Column 3 to get total participants and place in Row 3, Column 3.
- 5) Calculate the percentage of female participation. (Row 1, Column 3 divided by Row 3, Column 3 and place in Row 1, Column 4.)  
Calculate the percentage of male participation. (Row 2, Column 3 divided by Row 3, Column 3 and place in Row 2, Column 4.) Note: Row 1, Column 4 plus Row 2, Column 4 should total 100%.

Note: While being within three percent is not a formal compliance standard; if the percent listed in Row 1, Column 4 is within 3% of Row 1, Column 2, then it provides a good target within which compliance is likely.

Principal's Signature:  Date: 4-14-2004

**2003-2004**  
**ACCOMMODATION OF INTERESTS AND ABILITIES**  
**SUMMARY PROGRAM CHART 2**

KHSAA  
Form T2  
Rev. 8/03

**Participation Opportunities Test Two**

			Column 1	Column 2	Column 3	Column 4	Column 5
Program			Number of Teams Currently Offered	Number of Participants	Number of Teams Added in Last Five Years	Number of Participants Added in Last Five Years	Percent of Total Participation By Sex Added in Last 5 Years
<b>GIRLS</b>	Row 1	varsity:	9	131	0	0	
	Row 2	j.v.:	8	109	0	0	
	Row 3	frosh:	3	20	0	0	
	Row 4	total:	20	260	0	0	0
<b>BOYS</b>	Row 5	varsity:	9	175	0	0	
	Row 6	j.v.:	8	146	0	0	
	Row 7	frosh:	3	33	0	0	
	Row 8	total:	20	354	0	0	0

- 1) For Column 1, list the number of interscholastic teams offered for girls and boys at each competitive level (varsity, junior varsity, and freshman). For girls, total each of the entries in Rows 1, 2, and 3 into Row 4. For boys, total Rows 5, 6, and 7 into Row 8.
- 2) For Column 2, list the number of participants at each level. For girls, total each of the entries in Rows 1, 2, and 3 into Row 4. For boys, total Rows 5, 6, and 7 into Row 8. **Note:** The totals in Row 4 for girls and in Row 8 for boys must be the same as the totals in Form T-1, Column 3, Rows 1 and 2 respectively.
- 3) For Column 3, list the number of interscholastic teams that have been added in the last five years at each competitive level. Count each team added during the 5 year period only one time. e.g. Girl's junior varsity soccer was added 3 years ago, count the team only once, not 3 times. For girls, total the entries in Rows 1, 2, and 3 into Row 4. For boys, total Rows 5, 6, and 7 into Row 8.
- 4) For Column 4, list the number of participants that are currently on each level of the teams that were added in the last five years. If a team was added previously but no longer exists, there are no current participants to be added for that team. For girls, total the entries in Rows 1, 2, and 3 into Row 4. For boys, total Rows 5, 6, and 7 into Row 8.
- 5) For Column 5, calculate the percentage of participants that have been added in the last five years. For girls, take the number in Column 4, Row 4 and divide by the number in Column 2, Row 4. For boys, take the number in Column 4, Row 8 and divide it by the number in Column 2, Row 8.

Note: If the percentage of current participants added in the last five years is 25% or greater, compliance with test two may be possible. If less than 25%, then compliance with test three should be analyzed. **CAUTION:** 25% is not a formal compliance standard.

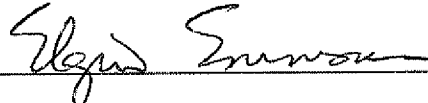
Principal's Signature:  Date: 4-14-2004

**2003-2004**  
**ACCOMMODATION OF INTERESTS AND ABILITIES**  
**SUMMARY PROGRAM CHART 3**

**Participation Opportunities Test Three**

**FOR ANY QUESTION ANSWERED "YES" IDENTIFY THE RESPECTIVE SPORT(S).**

	<b>GIRLS</b> (Yes / No)		<b>BOYS</b> (Yes / No)
1. For a sport not currently played at the interscholastic level (varsity, junior varsity, or freshman) in your school, is there an intramural team offered for that sport?	NO		NO
2. For a sport <u>not</u> currently offered in your interscholastic athletics program, is there sufficient interest to form a viable interscholastic team based on participation on an intramural team or community recreation teams?	NO		NO
3. For a sport <u>not</u> currently offered, is there sufficient interest to form a viable interscholastic team based on student responses from the interscholastic survey?	NO		NO
4. For a sport currently offered at the varsity level only, is there sufficient interest to form a viable team for a junior varsity, or freshman team that is not currently offered?	NO		NO
5. For a sport currently offered at the junior varsity or freshman level is there sufficient interest to form a varsity team not currently offered?	NO		NO
6. If you answered YES to question (1), (2), (3), (4), or (5), are there enough high schools in your geographic area offering the sport (at the appropriate level) to allow for the development of a reasonable schedule of competition?	NO		NO


Principal's Signature:  Date: 7-14-2004

**2003-2004**  
**ACCOMMODATION OF INTERESTS AND ABILITIES**  
**SUMMARY PROGRAM CHART 4**

**Levels of Competition Test One**

		<b>Column 1</b>	<b>Column 2</b>	<b>Column 3</b>
<b>Girls</b>	<b>Team Levels</b>	<b>Number of Teams Currently Offered</b>	<b>Number of Participants</b>	<b>Percentage of Participants at Each Level</b>
<b>Row 1</b>	<b>varsity:</b>	<b>9</b>	<b>131</b>	<b>50.4</b>
<b>Row 2</b>	<b>j.v.:</b>	<b>8</b>	<b>109</b>	<b>41.9</b>
<b>Row 3</b>	<b>frosh:</b>	<b>3</b>	<b>20</b>	<b>7.7</b>
<b>Row 4</b>	<b>total:</b>		<b>260</b>	<b>100%</b>
<b>Boys</b>				
<b>Row 5</b>	<b>varsity:</b>	<b>9</b>	<b>175</b>	<b>49.4</b>
<b>Row 6</b>	<b>j.v.:</b>	<b>8</b>	<b>146</b>	<b>41.2</b>
<b>Row 7</b>	<b>frosh:</b>	<b>3</b>	<b>33</b>	<b>9.3</b>
<b>Row 8</b>	<b>total:</b>		<b>354</b>	<b>100%</b>

- 1) Column 1, list the number of interscholastic teams offered for girls and boys at each competitive level; varsity, junior varsity, and freshman. (Refer to Form T-2, Accommodation of Interests and Abilities, Summary Program Chart 2, Column 1.)
- 2) For Column 2, list the number of participants at each level. For girls, total the entries in Rows 1, 2, and 3 into Row 4. For boys, total the entries in Rows 5, 6, and 7 into Row 8. (Refer to Form T-2, Accommodation of Interests and Abilities, Summary Program Chart 2, Column 2.)
- 3) For Column 3, calculate the percentage of female and male participants at each level.  
For girls' varsity, junior varsity, and frosh, respectively:
  - Divide Column 2, Row 1 by Column 2, Row 4, and place the percentage in Column 3, Row 1.
  - Divide Column 2, Row 2 by Column 2, Row 4, and place the percentage in Column 3, Row 2.
  - Divide Column 2, Row 3 by Column 2, Row 4, and place the percentage in Column 3, Row 3.
  -
 For boys' varsity, junior varsity, and frosh, respectively:
  - Divide Column 2, Row 5 by Column 2, Row 8, and place the percentage in Column 3, Row 5.
  - Divide Column 2, Row 6 by Column 2, Row 8, and place the percentage in Column 3, Row 6.
  - Divide Column 2, Row 7 by Column 2, Row 8, and place the percentage in Column 3, Row 7.

Principal's Signature:  Date: 4-14-2004



2003-2004

BUDGETED AND ACTUAL EXPENDITURES - PROGRAM COMPARISON CHART

TO INCLUDE BOOSTER CLUB FUNDING

	equipment and supplies		travel		awards		coaches' salaries (to include supplemental and extended employment)		facilities improvements		publications (if sport-specific)	
	B	E	B	E	B	E	B	E	B	E	B	E
G basketball	\$2000	\$1254	\$5000	\$2719	\$500	\$197	\$17,000	\$16,543	0	0	0	0
B basketball	\$2000	\$1335	\$5000	\$4587	\$500	\$350	\$17,000	\$16,800	0	0	0	0
G softball	\$5000	\$4546	\$4000	\$1308	\$500	\$75	\$6000	\$5384	0	0	0	0
B baseball	\$5000	\$2424	\$4000	\$3372	\$500	\$185	\$7000	\$6851	0	0	0	0
G cross country	\$500	\$0	\$2000	\$1957	\$500	\$476	\$2000	\$1813	0	0	0	0
B cross country	\$500	\$0	\$2000	\$1957	\$500	\$476	\$2000	\$1813	0	0	0	0
G golf	\$1000	\$540	\$100	\$40	\$200	\$58	\$2000	\$1854	0	0	0	0
B golf	\$1000	\$540	\$100	\$40	\$200	\$58	\$2000	\$1906	0	0	0	0
G soccer	\$1000	\$835	\$3000	\$2938	\$500	\$153	\$6000	\$5873	0	0	0	0
B soccer	\$1000	\$835	\$3000	\$2938	\$500	\$153	\$6000	\$5409	0	0	0	0
G swimming	\$500	\$0	\$2000	\$1149	\$500	\$275	43300	\$3193	0	0	0	0
B swimming	\$500	\$0	\$2000	\$1149	\$500	\$275	\$3300	\$3193	0	0	0	0

1. Budget and expenditures on this 2003-2004 year report due by April 15, 2004, should reflect the total monies budgeted and spent for the entire year of 2002-2003 ending June 30, 2003.

2. "B" is for budgeted dollar amounts and "E" is for actual dollar expenditures.

3. Booster Club Funding/Contributions must be included in the expenditures total.

4. Indicate percentage of total expenditures for each gender: Total Expenditures \$256,265 % for boys 67 % for girls 33

Principal's Signature: Elgin Sumner Date: 4-14-2004

**2003-2004**  
**BUDGETED AND ACTUAL EXPENDITURES - PROGRAM COMPARISON CHART 2**  
**TO INCLUDE BOOSTER CLUB FUNDING**

Teams	equipment and supplies		travel		awards		coaches' salaries (to include supplemental and extended employment)		facilities improvements		publications (if sport-specific)	
	B	E	B	E	B	E	B	E	B	E	B	E
G track	\$4000	\$3754	\$4000	\$3354	\$1000	\$769	\$7200	\$6850	0	0	0	0
B track	\$4000	\$3754	\$4000	\$3354	\$1000	\$769	\$7200	\$7108	0	0	0	0
G tennis	\$500	\$449	\$200	\$78	\$200	\$68	\$2100	\$2008	0	0	0	0
B tennis	\$500	\$449	\$200	\$78	\$200	\$68	\$2100	\$2059	0	0	0	0
G volleyball	\$500	\$238	\$4000	\$3420	\$500	\$202	\$9500	\$9219	0	0	0	0
B wrestling	-	-	-	-	-	-	-	-	-	-	-	-
G (list sport)	-	-	-	-	-	-	-	-	-	-	-	-
B (football)	\$30,000	\$28,587	\$9000	\$8557	\$1000	\$809	\$37,000	\$36,018	\$11,500	\$11,500	0	0
G (list sport)	-	-	-	-	-	-	-	-	-	-	-	-
B (list sport)	-	-	-	-	-	-	-	-	-	-	-	-

1. Budget and expenditures on this 2003-2004 year report due by April 15, 2004, should reflect the total monies budgeted and spent for the entire year of 2002-2003 ending June 30, 2003.
2. "B" is for budgeted dollar amounts and "E" is for actual dollar expenditures.
3. Booster Club Funding/Contributions must be included in the expenditures total.
4. Indicate percentage of total expenditures for each gender: Total Expenditures \$ 256,265 % for boys 67 % for girls 33

Principal's Signature: Elyse Simon Date: 4-14-2004


# 2003-2004 KHSAA TITLE IX ATHLETICS AUDIT

KHSAA  
Form T41  
Rev. 8/03

## Checklist - Overall Interscholastic Athletics Program

Areas of Compliance	ADVANTAGE TO (Respond based on Internal Evaluation by checking the appropriate column.)		
	GIRLS' PROGRAM	BOYS' PROGRAM	NEITHER PROGRAM
<b>OPPORTUNITIES</b>			
Accommodation of Interest and Abilities			X
<b>BENEFITS</b>			
Equipment and Supplies			X
Scheduling of Games and Practice Time			X
Travel and Per Diem Allowances			X
Coaching			X
Locker Rooms, Practice and Competitive Facilities			X
Medical and Training Facilities and Services			X
Publicity			X
Support Services			X
Athletic Scholarships			X
Tutoring			X
Housing and Dining Facilities and Services			X
Recruitment of Student Athletes			X

Principal's Signature:



Date:

4-14-2004

SCHOOL NAME

2003-2004

TITLE IX

HIGHLANDS HIGH SCHOOL

CORRECTIVE ACTION PLAN

To complete this form, indicate the intended area which needs corrective action, the suggested change and time table for implementation. You may copy this form as needed. Please attach corrective action plans along with audit forms and submit by April 15, 2004.

ITEM FOR CORRECTION	SUGGESTED CHANGE	TIME TABLE FOR CORRECTIVE ACTION
Lack of Female Coaches Office	Physical Education office will be changed to a female coaches office	August 2004
Girls Locker-room	Substantially improve girls locker-room	August 2005
Publicity for Girls Sports	Promote girls sports in our middle school and elementary schools	August 2004

For all areas currently identified as items for correction, an intended corrective action explanation is needed.  
THIS FORM SHALL BE TYPED.

Principal's Signature: \_\_\_\_\_

Date: \_\_\_\_\_

## 2003-2004 INTERSCHOLASTIC ATHLETICS SURVEY

### Summary of Student Responses

<b>School Name</b>	HIGHLANDS HIGH SCHOOL
<b>School Enrollment</b>	814
<b>Date</b>	4/12/04
<b>Completed By</b>	DALE MUELLER

**Instructions:**

1. Summarize the Student Athletics Interest Surveys Form T-61 by listing the total number of responses on the line next to each sport.
2. Under the Other Category please provide a listing of the sports as well as the number of students who are interested in participating.
3. Please sign and date the Summary Form (T-63) and mail the Summary Form only to the KHSAA by April 15, 2004. Do not mail the student surveys (Form T-61). However, these Forms should be maintained in your files in the event they are requested subsequently.

792\_\_ Number of Surveys

653\_\_ Total Returned (*A minimum of 80% return is expected*)

9-12\_\_ Grades Surveyed

How Was The Survey Administered? ENGLISH DEPARTMENT \_\_\_\_\_  
(e.g. was it given in all English classes, or all home rooms, or advisee/advisor?)

**Fall Sports (List Total Number of Participation Responses)**

28\_\_ Cross Country (Girls)  
36\_\_ Cross Country (Boys)  
34\_\_ Field Hockey (Girls)  
148\_\_ Football (Boys)  
75\_\_ Golf (Girls)  
74\_\_ Golf (Boys)  
76\_\_ Soccer (Girls)  
92\_\_ Soccer (Boys)  
78\_\_ Volleyball (Girls)  
24\_\_ Volleyball (Boys)

**Winter Sport (List Total Number of Participation Responses)**

58\_\_ Basketball (Girls)  
98\_\_ Basketball (Boys)  
44\_\_ Gymnastics (Girls)  
31\_\_ Indoor Track (Girls)  
39\_\_ Indoor Track (Boys)  
54\_\_ Swimming & Diving (Girls)

41\_\_ Swimming & Diving (Boys)  
 10\_\_ Wrestling (Boys)

Spring Sport (List Total Number of Participation Responses)

\_97\_\_ Baseball (Boys)  
 \_40\_\_ Fast Pitch Softball (Girls)  
 \_46\_\_ Slow Pitch Softball (Girls)  
 \_42\_\_ Tennis (Girls)  
 \_38\_\_ Tennis (Boys)  
 \_58\_\_ Track (Girls)  
 \_78\_\_ Track (Boys)

Other Sports (From Student Survey T-61 Question 10)

Name of Sport	Number of Students Interested In Participating
<u>CHEERLEADING</u>	<u>53</u>
<u>GYMNASTICS/DANCE</u>	<u>52</u>
<u>WRESTLING</u>	<u>36</u>
<u>SLOW PITCH SB</u>	<u>32</u>
<u>FRISBY GOLF</u>	<u>31</u>
<u>BOXING</u>	<u>42</u>
<u>KICKBALL/DODGEBALL</u>	<u>52</u>
_____	_____

Number of Students who participate in Intramural Sports.  
 (From Student Survey T-61 Question 5)

<u>Sport</u>	<u>Number</u>
<u>BASKETBALL</u>	<u>84</u>
_____	_____
_____	_____
_____	_____
_____	_____

List Intramural Sports students are interested in adding:  
 (From Student Survey T-61 Question 6)

<u>Sport</u>	<u>Number</u>
<u>SWIM</u>	<u>22</u>
<u>DANCE</u>	<u>32</u>
<u>FENCING</u>	<u>24</u>
<u>CHEERLEADING</u>	<u>32</u>
_____	_____
_____	_____

Participation in Non-School Sports Activities  
(From Student Survey T-61 Question 7)

<u>Sport</u>	<u>Number</u>
B SOCCER	39
G SOCCER	29
G BASKETBALL	28
B BASKETBALL	42

Reasons for not participating in interscholastic athletics.  
(From Survey Question 8)

<u>Response</u>	<u>Number</u>
35___ I prefer other activities such as band, chorus, etc.	
79___ I don't have time	
35___ The practice schedules and game times are inconvenient	
49___ The sport I like isn't offered	
22___ It's too expensive	
21___ I prefer to participate in club or intramural sports	
48___ Working	
51___ Other	

Student Suggestions to encourage participation

/NO TRYOUTS/LESS STRESSFUL/NO CUTS/PAY ATHLETES/LESS PRACTICE

---



---



---



---

  
Principal's Signature

4-14-2004  
Date