



Kentucky High School Athletic Association

2280 Executive Drive ° Lexington, KY 40505 ° www.khsaa.org ° (859)299-5472 (859)293-5999 (fax)

MEMORANDUM

To: Superintendent, Principal, and Athletic Director
Louisville Collegiate High School

From: Brigid L. DeVries, Commissioner
Larry Boucher, Assistant Commissioner *LB*


Date: April 23, 2004

Subject: 2003-2004 Title IX Annual Report Forms Submission

Enclosed please find a copy of Form T-65, The 2003-2004 Title IX Annual Report Forms Checklist. In addition, you may find an attachment with corrected copies of the forms submitted by your school personnel. Please review this information so the forms can be completed accurately in the future.

Also, KHSAA Audit Staff may have requested a re-submission of some of the 2003-2004 Annual Report Forms or need additional information on your athletic programs. Please submit this information by the date requested if this is applicable. Copies and all KHSAA Title IX documents must be kept current and included in your permanent Title IX File at the school. All documents are subject to Open Records Requests.

Should you need any further information, please do not hesitate to call anytime.



MEMORANDUM

TO: KHSAA Member School Superintendents, Principals, and Athletic Directors

FROM: Brigid L. DeVries, Commissioner
Larry Boucher, Executive Assistant Commissioner

DATE: April 23, 2004

RE: 2004 Title IX Forms Submission

School	Louisville Collegiate High School	Reviewed by	Allen W. Jackson
--------	-----------------------------------	-------------	------------------

The following is a status report regarding the required 2003 - 2004 Title IX submission of forms due in to the KHSAA office by April 15, 2004. Appropriate audit personnel have reviewed these forms and the following is a summary of this review.

I. Checklist of Forms properly submitted in a satisfactory manner:

✓	GE 19 (Annual Verification)	✓	T-36 (Budget Expenses)
✓	T-1 (Summary Program Chart 1)	✓	T-41 (Checklist - Overall Interscholastic Program)
✓	T-2 (Summary Program Chart 2)	✓	T-60 (Corrective Action Plan)
✓	T-3 (Summary Program Chart 3)	✓	T-63 (Interscholastic Survey Results)
✓	T-4 (Summary Program Chart 4)	✓	T-68 (Five Year Summary)
✓	T-35 (Budget Expenses)		

II. Status

A.	✓	2003 - 2004 Forms are satisfactory and no further information or action is necessary at this time.
B.	✗	Errors have been noted with respect to the following forms: <ul style="list-style-type: none"> Form T-60; This form was left blank. Submit a completed Form T-60 to the KHSAA by June 15, 2004.
C.		The following forms were omitted and must be submitted by school representatives:
D.	✓	Other Recommendation and Comments: <ul style="list-style-type: none"> It is recommended that students be placed on the Gender Equity Review Committee, and that they be active members of the Committee. The number of surveys given out was not recorded (144 returned).

Handwritten signature and date:
 May 10, 2004
 Allen W. Jackson

SCHOOL NAME

Louisville College

2003-2004

TITLE IX

CORRECTIVE ACTION PLAN

To complete this form, indicate the intended area which needs corrective action, the suggested change and time table for implementation. You may copy this form as needed. Please attach corrective action plans along with audit forms and submit by April 15, 2004.


ITEM FOR CORRECTION	SUGGESTED CHANGE	TIME TABLE FOR CORRECTIVE ACTION

For all areas currently identified as items for correction, an intended corrective action explanation is needed. THIS FORM SHALL BE TYPED.

J. Williams

Principal's Signature:

Date: 3/22/04



MEMORANDUM

TO: KHSAA Member School Superintendents, Principals, and Athletic Directors

FROM: Brigid L. DeVries, Commissioner
Larry Boucher, Executive Assistant Commissioner

DATE: April 23, 2004

RE: 2004 Title IX Forms Submission

School	Louisville Collegiate High School	Reviewed by	Allen W. Jackson
--------	-----------------------------------	-------------	------------------

The following is a status report regarding the required 2003 - 2004 Title IX submission of forms due in to the KHSAA office by April 15, 2004. Appropriate audit personnel have reviewed these forms and the following is a summary of this review.

I. Checklist of Forms properly submitted in a satisfactory manner:

✓	GE 19 (Annual Verification)	✓	T-36 (Budget Expenses)
✓	T-1 (Summary Program Chart 1)	✓	T-41 (Checklist - Overall Interscholastic Program)
✓	T-2 (Summary Program Chart 2)	✓	T-60 (Corrective Action Plan)
✓	T-3 (Summary Program Chart 3)	✓	T-63 (Interscholastic Survey Results))
✓	T-4 (Summary Program Chart 4)	✓	T-68 (Five Year Summary)
✓	T-35 (Budget Expenses)		

II. Status

A.		2003 - 2004 Forms are satisfactory and no further information or action is necessary at this time.
B.	✓	Errors have been noted with respect to the following forms: <ul style="list-style-type: none"> Form T-60; This form was left blank. Submit a completed Form T-60 to the KHSAA by June 15, 2004.
C.		The following forms were omitted and must be submitted by school representatives:
D.	✓	Other Recommendation and Comments: <ul style="list-style-type: none"> It is recommended that students be placed on the Gender Equity Review Committee, and that they be active members of the Committee. The number of surveys given out was not recorded (144 returned).

OK
Sent 05/25/04

SCHOOL NAME

Wauville College

2003-2004

TITLE IX

CORRECTIVE ACTION PLAN

To complete this form, indicate the intended area which needs corrective action, the suggested change and time table for implementation. You may copy this form as needed. Please attach corrective action plans along with audit forms and submit by April 15, 2004.

ITEM FOR CORRECTION	SUGGESTED CHANGE	TIME TABLE FOR CORRECTIVE ACTION
Improve field space	build 4 rectangular fields for practice and games	9/30/04
Improve weight room	add weight equipment to room	9/1/04

For all areas currently identified as items for correction, an intended corrective action explanation is needed. THIS FORM SHALL BE TYPED.

Principal's Signature:

[Handwritten Signature]

Date:

3/22/04



**2003-2004 KENTUCKY HIGH SCHOOL ATHLETIC ASSOCIATION
ANNUAL VERIFICATION OF TITLE IX PROCEDURES**
(To be submitted by April 15, 2004 along with other required forms)

The Louisville Collegiate High School, Louisville, Kentucky
(Name of High School) (City)

certifies to the Kentucky High School Athletic Association that the following is an accurate and true representation of the facts surrounding compliance with 20 U.S.C. Sections 1681-1688, et. Seq. (also known as Title IX)

I certify the following provisions in accordance with records at the school contained in the permanent Title IX file, and to the best of my knowledge have completed the following tasks. (All boxes must be checked)

Established a gender equity committee at the high school. (list committee personnel and provide attachment if necessary)

Name	Address	Phone	Title
Cary Martin	1006 Evergreen Rd - 40223	(502) 245-4771	J.V. Coach
Sharon Pogue	8109 Annella Way - 40219	(502) 966-3498	Coach
Janice Jones	10500 McClure Ct. 40241	(502) 425-0441	Athletics Admin
Tim Williams	4028 Brookfield Ave 40207	502-212-4978	Athletic Director ASST.
Damian Vitale	1620 Deer Ln 40205	502-797-8486	Coach/Teacher
Brian Johnson	2427 Glenmary Ave 40204	502-479-0340	Principal Con Collyer

Scheduled a minimum of three meetings during the 2003-2004 school year on the following dates:

11-20-03

1-22-04

3-23-04

Designated the following person(s) as the Title IX coordinator for the school:

<u>Tim Williams</u>	<u>A.D.</u>	<u>4028 Brookfield Ave 40207</u>	<u>502-212-4978</u>
Name	Title	Address	Phone

School personnel are continuing to make periodic reviews of the boys and girls athletics program reflected in the Corrective Action Plan.

In addition to the above information, the above referenced school maintains a complete permanent file relative to Title IX records including copies of the self-assessment audit, all corrective action plans, and other related materials.

[Signature]
Principal's Signature

3/23 2004
Date

[Signature]
Superintendent Signature

School Board Chairpersons' Signature

(Send original copy to KHSAA - Maintain duplicate in Title IX school folder)

2003-2004
ACCOMMODATION OF INTERESTS AND ABILITIES
SUMMARY PROGRAM CHART 1

KHSAA
 Form T1
 Rev. 8/03

Participation Opportunities Test One


		(Column 1)	(Column 2)	(Column 3)	(Column 4)
	Program	Enrollment	Percentage of Total Enrollment	Number of Interscholastic Participants (double and triple count)	Percentage of Total Participation
Row 1	GIRLS	97	62%	180	61.4%
Row 2	BOYS	60	38%	113	38.6%
Row 3	Totals	157	100%	293	100%

Instructions:

*Number of 8th grade students & below used in Column 3 and Column 4 calculations if applicable: 47

- Determine the total number of girls enrolled, (place in Row 1, Column 1). Determine the total number of boys enrolled, (place in Row 2, Column 1).
- Add the total number of girls and boys enrolled to determine total enrollment, (place in Row 3, Column 1).
- Calculate the percentage of total enrollment that is female. (Divide Row 1, Column 1 by row 3, Column 1 and place in Row 1, Column 2.) Calculate the percentage of total enrollment that is male. (Divide Row 2, Column 1 by Row 3, Column 1 and place in Row 2, Column 2.) Note: Row 1, Column 2 plus Row 2, Column 2 should total 100%.
- Ask the head coaches to review the most updated eligibility or squad lists for their teams. Ask coaches to confirm the names of those individuals who are on the team as of the first **date of competition**, and cross out the names of those who were cut from the team or quit the team prior to the first competitive event. Determine the total number of interscholastic athletics participants that are girls, (and place in Row 1, Column 3). In order to determine the total number of athletics participants, an individual should be counted each time he or she participates on a team. For example, if Jane Doe competes on the varsity volleyball team, the junior varsity volleyball team, the junior varsity basketball team, and the varsity softball team, she should be counted as four participants (**do not include club or intramural sports participants, cheerleaders, dance teams, or pom squads**). Calculate the same way for boys and girls. * In addition, should 8th grade students and below play on a Freshman, Junior Varsity, or Varsity team, they should also be counted for each team and sport on which they participate. If applicable, please asterisk the above notation as to how many 8th grade students & below are included in the totals. Using the same procedure, determine the total number of interscholastic athletic participants that are boys, (and place in Row 2, Column 3). Add Row 1, Column 3 plus Row 2, Column 3 to get total participants and place in Row 3, Column 3.
- Calculate the percentage of female participation. (Row 1, Column 3 divided by Row 3, Column 3 and place in Row 1, Column 4.) Calculate the percentage of male participation. (Row 2, Column 3 divided by Row 3, Column 3 and place in Row 2, Column 4.) Note: Row 1, Column 4 plus Row 2, Column 4 should total 100%.

Note: While being within three percent is not a formal compliance standard; if the percent listed in Row 1, Column 4 is within 3% of Row 1, Column 2, then it provides a good target within which compliance is likely.

Principal's Signature:  Date: 3/22/04

2003-2004
ACCOMMODATION OF INTERESTS AND ABILITIES
SUMMARY PROGRAM CHART 2


KHSAA
 Form T2
 Rev. 8/03

Participation Opportunities Test Two

		Column 1	Column 2	Column 3	Column 4	Column 5	
Program		Number of Teams Currently Offered	Number of Participants	Number of Teams Added in Last Five Years	Number of Participants Added in Last Five Years	Percent of Total Participation By Sex Added in Last 5 Years	
GIRLS	Row 1	varsity:	10	125	2	55	
	Row 2	j.v.:	3	32	0	0	
	Row 3	frosh:	2	23	4	41	
	Row 4	total:	15	180	6	96	53%
BOYS	Row 5	varsity:	10	76	3	37	
	Row 6	j.v.:	3	37	0	0	
	Row 7	frosh:	0	0	0	0	
	Row 8	total:	13	113	3	37	33%

- 1) For Column 1, list the number of interscholastic teams offered for girls and boys at each competitive level (varsity, junior varsity, and freshman). For girls, total each of the entries in Rows 1, 2, and 3 into Row 4. For boys, total Rows 5, 6, and 7 into Row 8.
- 2) For Column 2, list the number of participants at each level. For girls, total each of the entries in Rows 1, 2, and 3 into Row 4. For boys, total Rows 5, 6, and 7 into Row 8. **Note:** The totals in Row 4 for girls and in Row 8 for boys must be the same as the totals in Form T-1, Column 3, Rows 1 and 2 respectively.
- 3) For Column 3, list the number of interscholastic teams that have been added in the last five years at each competitive level. Count each team added during the 5 year period only one time. e.g. Girl's junior varsity soccer was added 3 years ago, count the team only once, not 3 times. For girls, total the entries in Rows 1, 2, and 3 into Row 4. For boys, total Rows 5, 6, and 7 into Row 8.
- 4) For Column 4, list the number of participants that are currently on each level of the teams that were added in the last five years. If a team was added previously but no longer exists, there are no current participants to be added for that team. For girls, total the entries in Rows 1, 2, and 3 into Row 4. For boys, total Rows 5, 6, and 7 into Row 8.
- 5) For Column 5, calculate the percentage of participants that have been added in the last five years. For girls, take the number in Column 4, Row 4 and divide by the number in Column 2, Row 4. For boys, take the number in Column 4, Row 8 and divide it by the number in Column 2, Row 8.

Note: If the percentage of current participants added in the last five years is 25% or greater, compliance with test two may be possible. If less than 25%, then compliance with test three should be analyzed. **CAUTION:** 25% is not a formal compliance standard.

Principal's Signature:  Date: 3/22/04

2003-2004
ACCOMMODATION OF INTERESTS AND ABILITIES
SUMMARY PROGRAM CHART 3

Participation Opportunities Test Three

FOR ANY QUESTION ANSWERED "YES" IDENTIFY THE RESPECTIVE SPORT(S).

	GIRLS (Yes / No)		BOYS (Yes / No)
1. For a sport not currently played at the interscholastic level (varsity, junior varsity, or freshman) in your school, is there an intramural team offered for that sport?	<i>No</i>		<i>No</i>
2. For a sport <u>not</u> currently offered in your interscholastic athletics program, is there sufficient interest to form a viable interscholastic team based on participation on an intramural team or community recreation teams?	<i>No</i>		<i>No</i>
3. For a sport <u>not</u> currently offered, is there sufficient interest to form a viable interscholastic team based on student responses from the interscholastic survey?	<i>No</i>		<i>No</i>
4. For a sport currently offered at the varsity level only, is there sufficient interest to form a viable team for a junior varsity, or freshman team that is not currently offered?	<i>No</i>		<i>No</i>
5. For a sport currently offered at the junior varsity or freshman level is there sufficient interest to form a varsity team not currently offered?	<i>No</i>		<i>No</i>
6. If you answered YES to question (1), (2), (3), (4), or (5), are there enough high schools in your geographic area offering the sport (at the appropriate level) to allow for the development of a reasonable schedule of competition?	<i>N/A</i>		<i>N/A</i>


Principal's Signature: *Anthony Muller* Date: *3/22/04*

2003-2004
ACCOMODATION OF INTERESTS AND ABILITIES
SUMMARY PROGRAM CHART 4

Levels of Competition Test One

		Column 1	Column 2	Column 3
Girls	Team Levels	Number of Teams Currently Offered	Number of Participants	Percentage of Participants at Each Level
Row 1	varsity:	10	125	69%
Row 2	j.v.:	3	32	18%
Row 3	frosh:	2	23	13%
Row 4	total:	15	180	100%
Boys				
Row 5	varsity:	10	76	67%
Row 6	j.v.:	3	37	33%
Row 7	frosh:	0	0	0
Row 8	total:	13	113	100%

- 1) Column 1, list the number of interscholastic teams offered for girls and boys at each competitive level; varsity, junior varsity, and freshman. (Refer to Form T-2, Accommodation of Interests and Abilities, Summary Program Chart 2, Column 1.)
- 2) For Column 2, list the number of participants at each level. For girls, total the entries in Rows 1, 2, and 3 into Row 4. For boys, total the entries in Rows 5, 6, and 7 into Row 8. (Refer to Form T-2, Accommodation of Interests and Abilities, Summary Program Chart 2, Column 2.)
- 3) For Column 3, calculate the percentage of female and male participants at each level.
 - For girls' varsity, junior varsity, and frosh, respectively:
 - Divide Column 2, Row 1 by Column 2, Row 4, and place the percentage in Column 3, Row 1.
 - Divide Column 2, Row 2 by Column 2, Row 4, and place the percentage in Column 3, Row 2.
 - Divide Column 2, Row 3 by Column 2, Row 4, and place the percentage in Column 3, Row 3.
 -
 - For boys' varsity, junior varsity, and frosh, respectively:
 - Divide Column 2, Row 5 by Column 2, Row 8, and place the percentage in Column 3, Row 5.
 - Divide Column 2, Row 6 by Column 2, Row 8, and place the percentage in Column 3, Row 6.
 - Divide Column 2, Row 7 by Column 2, Row 8, and place the percentage in Column 3, Row 7.

Principal's Signature:  Date: 3/22/04

2003-2004

**BUDGETED AND ACTUAL EXPENDITURES - PROGRAM COMPARISON CHART
TO INCLUDE BOOSTER CLUB FUNDING**

	equipment and supplies		travel		awards		coaches' salaries (to include supplemental and extended employment)		facilities improvements		publications (if sport-specific)	
	B	E	B	E	B	E	B	E	B	E	B	E
G basketball	2300	1200.00	900	945.75	200	128.12	5600	5600	0	0	50	0
B basketball	2300	1383.15	900	892.70	200	101.25	5300	5300	0	0	50	0
G softball	1800	1680.25	900	665.50	200	15.75	2550	2550	500	453.48	50	0
B baseball	2300	427.39	900	785.13	200	10.50	2300	2300	500	453.48	50	0
G cross country	800	676.09	900	796.50	200	106.47	625	625	0	0	50	49.83
B cross country	800	611.88	900	789.03	200	106.47	625	625	0	0	50	49.83
G golf	0	0	0	0	0	0	0	0	0	0	0	0
B golf	1300	1532.75	900	330.00	200	106.47	2150	2150	500	453.48	50	49.83
G soccer	1800	1442.00	900	462.00	200	106.47	3150	3150	500	453.48	50	49.83
B soccer	1800	1992.32	900	567.30	200	106.47	4000	4000	0	0	50	49.83
G swimming	1050	1227.50	900	0	200	106.47	1200	1200	0	0	50	0
B swimming	1050	974.00	900	0	200	106.47	1200	1200	0	0	50	0

1. Budget and expenditures on this 2003-2004 year report due by April 15, 2004, should reflect the total monies budgeted and spent for the entire year of 2002-2003 ending June 30, 2003.

2. "B" is for budgeted dollar amounts and "E" is for actual dollar expenditures.

3. Booster Club Funding/Contributions must be included in the expenditures total.

4. Indicate percentage of total expenditures for each gender: Total Expenditures \$ 51,244.38

46% 54%

% for boys 23,739.82 % for girls 27,504.56

Date: 3/22/04

Principal's Signature: *J. Miller*

**2003-2004
BUDGETED AND ACTUAL EXPENDITURES - PROGRAM COMPARISON CHART 2
TO INCLUDE BOOSTER CLUB FUNDING**

Teams	equipment and supplies		travel		awards		coaches' salaries (to include supplemental and extended employment)		facilities improvements		publications (if sport-specific)	
	B	E	B	E	B	E	B	E	B	E	B	E
G track	1300	526.75	900	783.28	200	106.47	2875	2875	0	0	50	0
B track	1300	342.00	900	774.00	200	106.47	2875	2875	0	0	50	0
G tennis	1300	629.50	900	805.00	200	106.47	2400	2400	0	0	50	0
B tennis	1300	601.50	900	765.62	200	106.47	2500	2500	0	0	50	0
G Crew	1300	477.50	900	875.50	200	106.47	1000	1000	0	0	50	0
B Crew	1300	605.25	900	875.50	200	106.47	1000	1000	0	0	50	0
G (Field Hockey)	3700	4295.48	900	1095.00	200	106.47	7400	7400	500	453.48	50	49.83
B (football)	0	0	0	0	0	0	0	0	0	0	0	0
G (Lacrosse)	2800	2682.11	900	913.62	200	0	2400	1500	0	0	50	0
B (Lacrosse)	2800	2700.00	900	879.25	200	0	2400	1500	0	0	50	0

1. Budget and expenditures on this 2003-2004 year report due by April 15, 2004, should reflect the total monies budgeted and spent for the entire year of 2002-2003 ending June 30, 2003.

2. "B" is for budgeted dollar amounts and "E" is for actual dollar expenditures.

3. Booster Club Funding/Contributions must be included in the expenditures total.

4. Indicate percentage of total expenditures for each gender: Total Expenditures \$ 44,925.46 % for boys 35% % for girls 65%

29,187.93


Principal's Signature: *Duller* Date: 3/22/04

2003-2004 KHSAA TITLE IX ATHLETICS AUDIT

KHSAA
Form T41
Rev. 8/03

Checklist - Overall Interscholastic Athletics Program

Areas of Compliance	ADVANTAGE TO (Respond based on Internal Evaluation by checking the appropriate column.)		
	GIRLS' PROGRAM	BOYS' PROGRAM	NEITHER PROGRAM
OPPORTUNITIES			
Accommodation of Interest and Abilities			✓
BENEFITS			
Equipment and Supplies			✓
Scheduling of Games and Practice Time			✓
Travel and Per Diem Allowances			✓
Coaching			✓
Locker Rooms, Practice and Competitive Facilities			✓
Medical and Training Facilities and Services			✓
Publicity			✓
Support Services			✓
Athletic Scholarships			N/A
Tutoring			✓
Housing and Dining Facilities and Services			N/A
Recruitment of Student Athletes			N/A

Principal's Signature:  Date: 3/22/04

2003-2004 INTERSCHOLASTIC ATHLETICS SURVEY
Summary of Student Responses

School Name	<i>Louisville Collegiate School</i>
School Enrollment	
Date	<i>3-9-04</i>
Completed By	<i>Tim Williams, Athletic Director</i>

Instructions:

1. Summarize the Student Athletics Interest Surveys Form T-61 by listing the total number of responses on the line next to each sport.
2. Under the Other Category please provide a listing of the sports as well as the number of students who are interested in participating.
3. Please sign and date the Summary Form (T-63) and mail the Summary Form only to the KHSAA by April 15, 2004. Do not mail the student surveys (Form T-61). However, these Forms should be maintained in your files in the event they are requested subsequently.

Number of Surveys
144 Total Returned (*A minimum of 80% return is expected*)
4 Grades Surveyed

How Was The Survey Administered? *Assembly*
 (e.g. was it given in all English classes, or all home rooms, or advisee/advisor?)

Fall Sports (List Total Number of Participation Responses)

3 Cross Country (Girls)
3 Cross Country (Boys)
54 Field Hockey (Girls)
~~110~~ Football (Boys)
2 Golf (Girls)
8 Golf (Boys)
15 Soccer (Girls)
24 Soccer (Boys)
6 Volleyball (Girls)
3 Volleyball (Boys)

Winter Sport (List Total Number of Participation Responses)

30 Basketball (Girls)
10 Basketball (Boys)
7 Gymnastics (Girls)
7 Indoor Track (Girls)
7 Indoor Track (Boys)
12 Swimming & Diving (Girls)
2 Swimming & Diving (Boys)

10 Wrestling (Boys)

Spring Sport (List Total Number of Participation Responses)

- 10 Baseball (Boys)
- 17 Fast Pitch Softball (Girls)
- 0 Slow Pitch Softball (Girls)
- 18 Tennis (Girls)
- 15 Tennis (Boys)
- 8 Track (Girls)
- 2 Track (Boys)

Other Sports (From Student Survey T-61 Question 10)

Name of Sport	Number of Students Interested In Participating
<u>Dance - 2</u>	<u>ice hockey - 4</u>
<u>Ping Pong - 4</u>	<u>indoor field hockey - 2</u>
<u>Football - 6</u>	<u>team handball - 1</u>
<u>Polo - 1</u>	<u>bowling - 2</u>
<u>Cricket - 2</u>	<u>chess - 5</u>
<u>Rugby - 2</u>	
<u>Fencing - 3</u>	
<u>Ultimate Frisbee - 4</u>	

Number of Students who participate in Intramural Sports.
(From Student Survey T-61 Question 5)

<u>Sport</u>	<u>Number</u>
_____	_____
_____	_____
_____	_____
_____	_____
_____	_____
_____	_____

List Intramural Sports students are interested in adding:
(From Student Survey T-61 Question 6)

<u>Sport</u>	<u>Number</u>
<u>Ping pong</u>	<u>7</u>
<u>Rugby</u>	<u>2</u>
<u>Ice Hockey</u>	<u>4</u>
<u>Volleyball</u>	<u>2</u>
<u>indoor field Hockey</u>	<u>3</u>
<u>Football</u>	<u>2</u>

Participation in Non-School Sports Activities
(From Student Survey T-61 Question 7)

Sport	Number
Field Hockey	10
Softball	10
Soccer	9
Tennis	16
Swimming	30
Golf	6

Reasons for not participating in interscholastic athletics.
(From Survey Question 8)

Response	Number
12 I prefer other activities such as band, chorus, etc.	12
15 I don't have time	15
6 The practice schedules and game times are inconvenient	6
3 The sport I like isn't offered	3
2 It's too expensive	2
3 I prefer to participate in club or intramural sports	3
2 Working	2
7 Other	7

Student Suggestions to encourage participation

Fewer practices (3x week max); more intramurals - less competitive pressure; new jerseys and equipment; Less Homework for games
Require students to attend 10 games a year (as fans);


Principal's Signature

3/22/04
Date