



Kentucky High School Athletic Association

2280 Executive Drive ° Lexington, KY 40505 ° www.khsaa.org ° (859)299-5472 (859)293-5999 (fax)

MEMORANDUM

To: Superintendent, Principal, and Athletic Director
Monticello High School

From: Brigid L. DeVries, Commissioner
Larry Boucher, Assistant Commissioner *LB*


Date: April 30, 2004

Subject: 2003-2004 Title IX Annual Report Forms Submission

Enclosed please find a copy of Form T-65, The 2003-2004 Title IX Annual Report Forms Checklist. In addition, you may find an attachment with corrected copies of the forms submitted by your school personnel. Please review this information so the forms can be completed accurately in the future.

Also, KHSAA Audit Staff may have requested a re-submission of some of the 2003-2004 Annual Report Forms or need additional information on your athletic programs. Please submit this information by the date requested if this is applicable. Copies and all KHSAA Title IX documents must be kept current and included in your permanent Title IX File at the school. All documents are subject to Open Records Requests.

Should you need any further information, please do not hesitate to call anytime.



MEMORANDUM

TO: KHSAA Member School Superintendents, Principals, and Athletic Directors

FROM: Brigid L. DeVries, Commissioner
Larry Boucher, Executive Assistant Commissioner

DATE: April 30, 2004

RE: 2004 Title IX Forms Submission

School	Monticello High School	Reviewed by	Fran Edwards
--------	------------------------	-------------	--------------

The following is a status report regarding the required 2003 - 2004 Title IX submission of forms due in to the KHSAA office by April 15, 2004. Appropriate audit personnel have reviewed these forms and the following is a summary of this review.

I. Checklist of Forms properly submitted in a satisfactory manner:

✓	GE 19 (Annual Verification)		T-36 (Budget Expenses)
✓	T-1 (Summary Program Chart 1)	✓	T-41 (Checklist – Overall Interscholastic Program)
✓	T-2 (Summary Program Chart 2)	✓	T-60 (Corrective Action Plan)
✓	T-3 (Summary Program Chart 3)	✓	T-63 (Interscholastic Survey Results)
✓	T-4 (Summary Program Chart 4)	✓	T-68 (Five Year Summary)
✓	T-35 (Budget Expenses)		

II. Status

A.		2003 – 2004 Forms are satisfactory and no further information or action is necessary at this time.
B.	✓	Errors have been noted with respect to the following forms: <ul style="list-style-type: none"> ▪ Form T-36; A corrected copy of this form has been returned to you for placement in your permanent Title IX file to ensure proper submission in the future.
C.		The following forms were omitted and must be submitted by school representatives:
D.		Other Recommendation and Comments:

2003-2004
BUDGETED AND ACTUAL EXPENDITURES - PROGRAM COMPARISON CHART 2
TO INCLUDE BOOSTER CLUB FUNDING

Teams	equipment and supplies		travel		awards		coaches' salaries (to include supplemental and extended employment)		facilities improvements		publications (if sport-specific)	
	B	E	B	E	B	E	B	E	B	E	B	E
G track	\$1,000	\$1,280		\$650		\$150	\$2,250 for both Girls and Boys					
B track	\$1,000	\$1,280		\$650		\$150						
G tennis												
B tennis												
G volleyball	\$1,500	\$975		\$300		\$560	Head-\$1,500 Asst-\$750					
B wrestling												
G (list sport)												
B (football)												
G (list sport)												
B (list sport)												

1. Budget and expenditures on this 2003-2004 year report due by April 15, 2004, should reflect the total monies budgeted and spent for the entire year of 2002-2003 ending June 30, 2003.

2. "B" is for budgeted dollar amounts and "E" is for actual dollar expenditures.

3. Booster Club Funding/Contributions must be included in the expenditures total.

4. Indicate percentage of total expenditures for each gender: Total Expenditures \$ 61235 % for boys 46.9 % for girls 53.1

Principal's Signature: [Signature] Date: 4-6-04



**2003-2004 KENTUCKY HIGH SCHOOL ATHLETIC ASSOCIATION
ANNUAL VERIFICATION OF TITLE IX PROCEDURES**
(To be submitted by April 15, 2004 along with other required forms)

APR 12 2004 The MONTICELLO INDEPENDENT High School, MONTICELLO, Kentucky
(Name of High School) (City)

certifies to the Kentucky High School Athletic Association that the following is an accurate and true representation of the facts surrounding compliance with 20 U.S.C. Sections 1681-1688, et. Seq. (also known as Title IX)

I certify the following provisions in accordance with records at the school contained in the permanent Title IX file, and to the best of my knowledge have completed the following tasks. (All boxes must be checked)

Established a gender equity committee at the high school. (list committee personnel and provide attachment if necessary)

Name	Address	Phone	Title
Marla Kelsch	RR3 Box 7052 Monticello, Ky	42633 606-348-8292	Girls AD/Basketball Coach
Deana Hart	RR 6 Box 7875 Monticello, Ky	42633 606-348-9321	Asst. Basketball Coach-Girls
Johnny Chaplin	RR1 Box 397 Monticello, Ky	42633 606-348-0388	Principal
Sheila Tucker	RR 1 Box 339-H Monticello, Ky	42633 606-348-7160	ESEA/Chapter Supervisor
Michael Whittenburg	RR 4 Box 379 Albany, Ky	42602 606-387-9416	Teacher/Asst. Basketball
Jane Dalton	75 Guinn Drive Monticello, Ky	42633 606-348-4825	Teacher
Jake Asberry	478 Big Springs Road Monroe, TN	38573 931-823-8811	Teacher/Baseball Coach
Tammy Adams	336 Hill Creek Drive Monticello, Ky	42633 606-348-4722	Parent

Scheduled a minimum of three meetings during the 2003-2004 school year on the following dates:

November 19, 2003---6:00 p.m.

February 25, 2004---5:30 p.m.

April 28, 2004---5:30 p.m.

Designated the following person(s) as the Title IX coordinator for the school:

Athletics Only

Name	Title	Address	Phone
Marla Kelsch	Girls AD	RR 3 Box 7052 Monticello, Ky	42633 606-348-8292

School personnel are continuing to make periodic reviews of the boys and girls athletics program reflected in the Corrective Action Plan.

In addition to the above information, the above referenced school maintains a complete permanent file relative to Title IX records including copies of the self-assessment audit, all corrective action plans, and other related materials.

[Signature]
Principal's Signature
[Signature]
Superintendent Signature

4-6 2004
Date

[Signature]
School Board Chairpersons' Signature

(Send original copy to KHSAA - Maintain duplicate in Title IX school folder)

Students Added to Title IX Committee

Sierra Adams 336 Hill Creek Drive Monticello, Ky 42633 606-348-4722-Junior
Laura Silvers RR 1 Box 460 Monticello, Ky 42633 606-348-4396- Freshman
Tyler West RR 5 Box 5390 Monticello, Ky 42633 606-348-6200- Junior
Knox Piercy RR 1 Box 438e Monticello, Ky 42633 606-348-9999-Freshman

**ACCOMMODATION OF INTERESTS AND ABILITIES
SUMMARY PROGRAM CHART 1**

Participation Opportunities Test One

		(Column 1)	(Column 2)	(Column 3)	(Column 4)
	Program	Enrollment	Percentage of Total Enrollment	Number of Interscholastic Participants (double and triple count)	Percentage of Total Participation
Row 1	GIRLS	101	49.3%	70	52.6%
Row 2	BOYS	104	50.7%	63	47.4%
Row 3	Totals	205	100%	133	100%

Instructions:

*Number of 8th grade students & below used in Column 3 and Column 4 calculations if applicable: _____

- Determine the total number of girls enrolled, (place in Row 1, Column 1). Determine the total number of boys enrolled, (place in Row 2, Column 1).
- Add the total number of girls and boys enrolled to determine total enrollment, (place in Row 3, Column 1).
- Calculate the percentage of total enrollment that is female. (Divide Row 1, Column 1 by row 3, Column 1 and place in Row 1, Column 2.) Calculate the percentage of total enrollment that is male. (Divide Row 2, Column 1 by Row 3, Column 1 and place in Row 2, Column 2.) Note: Row 1, Column 2 plus Row 2, Column 2 should total 100%.
- Ask the head coaches to review the most updated eligibility or squad lists for their teams. Ask coaches to confirm the names of those individuals who are on the team as of the first **date of competition**, and cross out the names of those who were cut from the team or quit the team prior to the first competitive event. Determine the total number of interscholastic athletics participants that are girls, (and place in Row 1, Column 3). In order to determine the total number of athletics participants, an individual should be counted each time he or she participates on a team. For example, if Jane Doe competes on the varsity volleyball team, the junior varsity volleyball team, the junior varsity basketball team, and the varsity softball team, she should be counted as four participants (**do not include club or intramural sports participants, cheerleaders, dance teams, or pom squads**). Calculate the same way for boys and girls. * In addition, should 8th grade students and below play on a Freshman, Junior Varsity, or Varsity team, they should also be counted for each team and sport on which they participate. If applicable, please asterisk the above notation as to how many 8th grade students & below are included in the totals. Using the same procedure, determine the total number of interscholastic athletic participants that are boys, (and place in Row 2, Column 3). Add Row 1, Column 3 plus Row 2, Column 3 to get total participants and place in Row 3, Column 3.
- Calculate the percentage of female participation. (Row 1, Column 3 divided by Row 3, Column 3 and place in Row 1, Column 4.) Calculate the percentage of male participation. (Row 2, Column 3 divided by Row 3, Column 3 and place in Row 2, Column 4.) Note: Row 1, Column 4 plus Row 2, Column 4 should total 100%.

Note: While being within three percent is not a formal compliance standard; if the percent listed in Row 1, Column 4 is within 3% of Row 1, Column 2, then it provides a good target within which compliance is likely.

Principal's Signature: *John Chast* Date: 4-6-04

2003-2004
ACCOMMODATION OF INTERESTS AND ABILITIES
SUMMARY PROGRAM CHART 2

KHSAA
 Form T2
 Rev. 8/03

Participation Opportunities Test Two

			Column 1	Column 2	Column 3	Column 4	Column 5
Program			Number of Teams Currently Offered	Number of Participants	Number of Teams Added in Last Five Years	Number of Participants Added in Last Five Years	Percent of Total Participation By Sex Added in Last 5 Years
GIRLS	Row 1	varsity:	4	39	2	38	
	Row 2	j.v.:	3	31	1	17	
	Row 3	frosh:	---	---	---	---	
	Row 4	total:	7	70	3	55	78.6%
BOYS	Row 5	varsity:	4	36	1	18	
	Row 6	j.v.:	2	27	---	---	
	Row 7	frosh:	---	---	---	---	
	Row 8	total:	6	63	1	18	28.6%

- 1) For Column 1, list the number of interscholastic teams offered for girls and boys at each competitive level (varsity, junior varsity, and freshman). For girls, total each of the entries in Rows 1, 2, and 3 into Row 4. For boys, total Rows 5, 6, and 7 into Row 8.
- 2) For Column 2, list the number of participants at each level. For girls, total each of the entries in Rows 1, 2, and 3 into Row 4. For boys, total Rows 5, 6, and 7 into Row 8. **Note:** The totals in Row 4 for girls and in Row 8 for boys must be the same as the totals in Form T-1, Column 3, Rows 1 and 2 respectively.
- 3) For Column 3, list the number of interscholastic teams that have been added in the last five years at each competitive level. Count each team added during the 5 year period only one time. e.g. Girl's junior varsity soccer was added 3 years ago, count the team only once, not 3 times. For girls, total the entries in Rows 1, 2, and 3 into Row 4. For boys, total Rows 5, 6, and 7 into Row 8.
- 4) For Column 4, list the number of participants that are currently on each level of the teams that were added in the last five years. If a team was added previously but no longer exists, there are no current participants to be added for that team. For girls, total the entries in Rows 1, 2, and 3 into Row 4. For boys, total Rows 5, 6, and 7 into Row 8.
- 5) For Column 5, calculate the percentage of participants that have been added in the last five years. For girls, take the number in Column 4, Row 4 and divide by the number in Column 2, Row 4. For boys, take the number in Column 4, Row 8 and divide it by the number in Column 2, Row 8.

Note: If the percentage of current participants added in the last five years is 25% or greater, compliance with test two may be possible. If less than 25%, then compliance with test three should be analyzed. **CAUTION:** 25% is not a formal compliance standard.

Principal's Signature:  Date: 4-6-04

2003-2004
ACCOMMODATION OF INTERESTS AND ABILITIES
SUMMARY PROGRAM CHART 3

KHSAA
 Form T3
 Rev. 8/03

Participation Opportunities Test Three

FOR ANY QUESTION ANSWERED "YES" IDENTIFY THE RESPECTIVE SPORT(S).

	GIRLS (Yes / No)		BOYS (Yes / No)
1. For a sport not currently played at the interscholastic level (varsity, junior varsity, or freshman) in your school, is there an intramural team offered for that sport?	NO		NO
2. For a sport <u>not</u> currently offered in your interscholastic athletics program, is there sufficient interest to form a viable interscholastic team based on participation on an intramural team or community recreation teams?	NO		NO
3. For a sport <u>not</u> currently offered, is there sufficient interest to form a viable interscholastic team based on student responses from the interscholastic survey?	YES *Tennis *Soccer		Yes *Football *Tennis
4. For a sport currently offered at the varsity level only, is there sufficient interest to form a viable team for a junior varsity, or freshman team that is not currently offered?	NO		NO
5. For a sport currently offered at the junior varsity or freshman level is there sufficient interest to form a varsity team not currently offered?	NO		NO
6. If you answered YES to question (1), (2), (3), (4), or (5), are there enough high schools in your geographic area offering the sport (at the appropriate level) to allow for the development of a reasonable schedule of competition?	YES		YES

Principal's Signature: Johny Chappell Date: 4-6-04

2003-2004
ACCOMODATION OF INTERESTS AND ABILITIES
SUMMARY PROGRAM CHART 4

Levels of Competition Test One

		Column 1	Column 2	Column 3
Girls	Team Levels	Number of Teams Currently Offered	Number of Participants	Percentage of Participants at Each Level
Row 1	varsity:	4	39	55.7%
Row 2	j.v.:	3	31	44.3%
Row 3	frosh:	---	---	---
Row 4	total:		70	100%
Boys				
Row 5	varsity:	4	36	57.1%
Row 6	j.v.:	2	27	42.9%
Row 7	frosh:	---	---	---
Row 8	total:		63	100%

- Column 1, list the number of interscholastic teams offered for girls and boys at each competitive level; varsity, junior varsity, and freshman. (Refer to Form T-2, Accommodation of Interests and Abilities, Summary Program Chart 2, Column 1.)
- For Column 2, list the number of participants at each level. For girls, total the entries in Rows 1, 2, and 3 into Row 4. For boys, total the entries in Rows 5, 6, and 7 into Row 8. (Refer to Form T-2, Accommodation of Interests and Abilities, Summary Program Chart 2, Column 2.)
- For Column 3, calculate the percentage of female and male participants at each level.
For girls' varsity, junior varsity, and frosh, respectively:
 - Divide Column 2, Row 1 by Column 2, Row 4, and place the percentage in Column 3, Row 1.
 - Divide Column 2, Row 2 by Column 2, Row 4, and place the percentage in Column 3, Row 2.
 - Divide Column 2, Row 3 by Column 2, Row 4, and place the percentage in Column 3, Row 3.
 For boys' varsity, junior varsity, and frosh, respectively:
 - Divide Column 2, Row 5 by Column 2, Row 8, and place the percentage in Column 3, Row 5.
 - Divide Column 2, Row 6 by Column 2, Row 8, and place the percentage in Column 3, Row 6.
 - Divide Column 2, Row 7 by Column 2, Row 8, and place the percentage in Column 3, Row 7.

Principal's Signature: _____

Date: 4-6-04

**2003-2004
BUDGETED AND ACTUAL EXPENDITURES - PROGRAM COMPARISON CHART
TO INCLUDE BOOSTER CLUB FUNDING**


	equipment and supplies		travel		awards		coaches' salaries (to include supplemental and extended employment)		facilities improvements		publications (if sport-specific)	
	B	E	B	E	B	E	B	E	B	E	B	E
G basketball	\$5,000	\$6,850		\$1,570		\$375	Head-\$6,000 Asst-\$3,000					
B basketball	\$5,000	\$5,200		\$800		\$300	Head-\$3,000 Asst-\$1,500					
G softball	\$1,000	\$ 500		\$750		\$200	Head-\$1,500 Asst-\$3,000					
B baseball	\$1,000	\$ 880		\$450		\$200	Head-\$3,000 Asst-\$1,500					
G cross country												
B cross country												
G golf												
B golf	\$500	\$965		\$700			\$1,000					
G soccer												
B soccer												
G swimming												
B swimming												

1. Budget and expenditures on this 2003-2004 year report due by April 15, 2004, should reflect the total monies budgeted and spent for the entire year of 2002-2003 ending June 30, 2003.

2. "B" is for budgeted dollar amounts and "E" is for actual dollar expenditures.

3. Booster Club Funding/Contributions must be included in the expenditures total.

4. Indicate percentage of total expenditures for each gender: Total Expenditures \$ _____ % for boys _____ % for girls _____

Principal's Signature: 

Date: 4-6-04

2003-2004 KHSAA TITLE IX ATHLETICS AUDIT

KHSAA
Form T-1
Rev. 8/03

Checklist - Overall Interscholastic Athletics Program

Areas of Compliance	ADVANTAGE TO (Respond based on Internal Evaluation by checking the appropriate column.)		
	GIRLS' PROGRAM	BOYS' PROGRAM	NEITHER PROGRAM
OPPORTUNITIES			
Accommodation of Interest and Abilities			X
BENEFITS			
Equipment and Supplies			X
Scheduling of Games and Practice Time			X
Travel and Per Diem Allowances			X
Coaching			X
Locker Rooms, Practice and Competitive Facilities			X
Medical and Training Facilities and Services			X
Publicity			X
Support Services			X
Athletic Scholarships			X
Tutoring			X
Housing and Dining Facilities and Services			X
Recruitment of Student Athletes			X

Principal's Signature: _____

John G. Chappell

Date: _____

4-6-04

SCHOOL NAME

Monticello


2003-2004
TITLE IX

CORRECTIVE ACTION PLAN

To complete this form, indicate the intended area which needs corrective action, the suggested change and time table for implementation. You may copy this form as needed. Please attach corrective action plans along with audit forms and submit by April 15, 2004.

ITEM FOR CORRECTION	SUGGESTED CHANGE	TIME TABLE FOR CORRECTIVE ACTION
Additional Sports for both Girls and Boys	Tennis-Girls and Boys If a coach can be found	2005-2006
More money from the Board of Education to help with new sports. As of now \$10,000 for each Athletic Program (boys/girls)	More money to operate/function successfully on	2004-2005
Coaches' Salaries	Addition of more coaches and increase coaches' salaries	2004-2005

For all areas currently identified as items for correction, an intended corrective action explanation is needed.
THIS FORM SHALL BE TYPED.

Principal's Signature: 

Date: 4-6-04

2003-2004 INTERSCHOLASTIC ATHLETICS SURVEY

Summary of Student Responses

School Name	MONTICELLO INDEPENDENT SCHOOL
School Enrollment	205, 9-12
Date	April 8, 2004
Completed By	Marla Kelsch

Instructions:

1. Summarize the Student Athletics Interest Surveys Form T-61 by listing the total number of responses on the line next to each sport.
2. Under the Other Category please provide a listing of the sports as well as the number of students who are interested in participating.
3. Please sign and date the Summary Form (T-63) and mail the Summary Form only to the KHSAA by April 15, 2004. Do not mail the student surveys (Form T-61). However, these Forms should be maintained in your files in the event they are requested subsequently.

172 Number of Surveys
172 Total Returned (*A minimum of 80% return is expected*)
8-11 Grades Surveyed

How Was The Survey Administered? English Classes
 (e.g. was it given in all English classes, or all home rooms, or advisee/advisor?)

Fall Sports (List Total Number of Participation Responses)

5 Cross Country (Girls)
2 Cross Country (Boys)
8 Field Hockey (Girls)
58 Football (Boys)
4 Golf (Girls)
12 Golf (Boys)
22 Soccer (Girls)
12 Soccer (Boys)
43 Volleyball (Girls)
11 Volleyball (Boys)

Winter Sport (List Total Number of Participation Responses)

30 Basketball (Girls)
29 Basketball (Boys)
9 Gymnastics (Girls)
14 Indoor Track (Girls)
14 Indoor Track (Boys)
26 Swimming & Diving (Girls)
5 Swimming & Diving (Boys)

12 Wrestling (Boys)

Spring Sport (List Total Number of Participation Responses)

<u>31</u> Baseball (Boys)
<u>27</u> Fast Pitch Softball (Girls)
<u>13</u> Slow Pitch Softball (Girls)
<u>16</u> Tennis (Girls)
<u>13</u> Tennis (Boys)
<u>16</u> Track (Girls)
<u>11</u> Track (Boys)

Other Sports (From Student Survey T-61 Question 10)

Name of Sport	Number of Students Interested In Participating		
<u>Archery</u>	<u>-1</u>	Powder Puff Football	2
<u>Hacky Sack</u>	<u>5</u>	Motorcross	1
<u>Rugby</u>	<u>1</u>	Martial Arts	1
<u>urling</u>	<u>1</u>		
<u>Boxing</u>	<u>1</u>		
<u>Fencing</u>	<u>1</u>		
<u>Cheerleading</u>	<u>5</u>		
<u>Dance TEam</u>	<u>2</u>		
<u>Bowling</u>	<u>1</u>		

Number of Students who participate in Intramural Sports.
(From Student Survey T-61 Question 5)

** Monticello Schooly System does not offer any type of Intramural Sports Program

<u>Sport</u>	Number		
<u>Basketball</u>	<u>8</u>	Archery	1
<u>BASEBALL</u>	<u>6</u>	Dance Team	1
<u>Softball</u>	<u>3</u>	Clubs	1
<u>Cheerleading</u>	<u>2</u>		
<u>Volleyball</u>	<u>4</u>		
<u>Track</u>	<u>2</u>		
<u>Golf</u>	<u>1</u>		

List Intramural Sports students are interested in adding:
(From Student Survey T-61 Question 6)

<u>Sport</u>	Number		
<u>Soccer</u>	<u>10</u>	Swimming/Driving	2
<u>Football</u>	<u>25</u>	Running	1
<u>Volleyball</u>	<u>3</u>	Baseball	2
<u>Softball</u>	<u>2</u>	Rugby	1
<u>Wrestling</u>	<u>2</u>	Fencing	1
<u>Hacky Sack</u>	<u>3</u>	Badmitten/Archery	1
<u>Basketball</u>	<u>2</u>	Bowling	1
<u>Cheerleadding</u>	<u>1</u>	Martial Arts	1
<u>Powder Puff</u>	<u>2</u>		
<u>Tennis</u>	<u>2</u>		

Participation in Non-School Sports Activities
 (From Student Survey T-61 Question 7)

Sport	Number	
	50 Yes	116 No
No Sports were listed		

Reasons for not participating in interscholastic athletics.
 (From Survey Question 8)

Response	Number
17 I prefer other activities such as band, chorus, etc.	
31 I don't have time	
13 The practice schedules and game times are inconvenient	
24 The sport I like isn't offered	
4 It's too expensive	
6 I prefer to participate in club or intramural sports	
8 Working	
9 Other	
<u>Car Payment, Laziness, non-athletic</u>	

Student Suggestions to encourage participation

For Good Health Reasons, Scholarships reasons-2, Food, Lower Price, Have a Debate Team,
Football Team-3, Offer Extra Credit, Have Exhibition during School, Make Sports Fun,
More Sports-2, Martial Arts, Have Rewards, Make New Friends, Send around a Sign-up Sheet
Have Coaches not related to Players

Joly Chast
 Principal's Signature

4-6-04
 Date