



# Kentucky High School Athletic Association

2280 Executive Drive ° Lexington, KY 40505 ° www.khsaa.org ° (859)299-5472 (859)293-5999 (fax)

## MEMORANDUM

To: Superintendent, Principal, and Athletic Director  
North Hardin High School

From: Brigid L. DeVries, Commissioner  
Larry Boucher, Assistant Commissioner *LB*


Date: June 4, 2004

Subject: 2003-2004 Title IX Annual Report Forms Submission

Enclosed please find a copy of Form T-65, The 2003-2004 Title IX Annual Report Forms Checklist. In addition, you may find an attachment with corrected copies of the forms submitted by your school personnel. Please review this information so the forms can be completed accurately in the future.

Also, KHSAA Audit Staff may have requested a re-submission of some of the 2003-2004 Annual Report Forms or need additional information on your athletic programs. Please submit this information by the date requested if this is applicable. Copies and all KHSAA Title IX documents must be kept current and included in your permanent Title IX File at the school. All documents are subject to Open Records Requests.

Should you need any further information, please do not hesitate to call anytime.



## MEMORANDUM

TO: KHSAA Member School Superintendents, Principals, and Athletic Directors

FROM: Brigid L. DeVries, Commissioner  
Larry Boucher, Assistant Commissioner

DATE: June 4, 2004

RE: 2004 Title IX Forms Submission

School	North Hardin High School	Reviewed by	Phyllis Catlett
--------	--------------------------	-------------	-----------------

The following is a status report regarding the required 2003 - 2004 Title IX submission of forms due in to the KHSAA office by April 15, 2004. Appropriate audit personnel have reviewed these forms and the following is a summary of this review.

I. Checklist of Forms properly submitted in a satisfactory manner:

✓	GE 19 (Annual Verification)	✓	T-36 (Budget Expenses)
✓	T-1 (Summary Program Chart 1)	✓	T-41 (Checklist – Overall Interscholastic Program)
✓	T-2 (Summary Program Chart 2)	✓	T-60 (Corrective Action Plan)
✓	T-3 (Summary Program Chart 3)	✓	T-63 (Interscholastic Survey Results))
✓	T-4 (Summary Program Chart 4)	✓	T-68 (Five Year Summary)
✓	T-35 (Budget Expenses)		

II. Status

A.	✓	2003 – 2004 Forms are satisfactory and no further information or action is necessary at this time.
B.		Errors have been noted with respect to the following forms:
C.		The following forms were omitted and must be submitted by school representatives:
D.	✓	Other Recommendation and Comments: <ul style="list-style-type: none"> <li>▪ Good job on the return rate on your Student Survey.</li> <li>▪ Have a nice summer.</li> </ul>



**2003-2004 KENTUCKY HIGH SCHOOL ATHLETIC ASSOCIATION  
ANNUAL VERIFICATION OF TITLE IX PROCEDURES**

(To be submitted by April 15, 2004 along with other required forms)

APR 15 2004

The North Hardin High School, RADCLIFF, Kentucky  
(Name of High School) (City)

certifies to the Kentucky High School Athletic Association that the following is an accurate and true representation of the facts surrounding compliance with 20 U.S.C. Sections 1681-1688, et. Seq. (also known as Title IX)

**I certify the following provisions in accordance with records at the school contained in the permanent Title IX file, and to the best of my knowledge have completed the following tasks. (All boxes must be checked)**

- Established a gender equity committee at the high school. (list committee personnel and provide attachment if necessary)

Name	Address	Phone	Title
Alan Campbell	801 S. Lawson Pkwy	(270) 351-3167	Athletic Director
Bill Deason	"	"	Principal
Gerald Lawrence	W4 Jenkins Rd.	(270) 769-8802	District Representative
Larry Harper	801 S. Lawson Pkwy	(270) 351-3167	Parent / School Bookkeeper
John Russell	"	"	Teacher / Cross Country Coach
Jim Stone	"	"	Teacher / Soccer Coach
Michael Cochran	1474 Cochran Ln.	(270) 877-5408	Student Athlete
Natasha Smith	1105 Cheyenne Rd Apt. 5	(270) 351-7047	Student Athlete

- Scheduled a minimum of three meetings during the 2003-2004 school year on the following dates:

December 10  
April 16  
May 12

- Designated the following person(s) as the Title IX coordinator for the school:

<u>Alan Campbell</u>	<u>Athletic Director</u>	<u>801 S. Lawson Pkwy.</u>	<u>(270) 351-3167</u>
Name	Title	Address	Phone

- School personnel are continuing to make periodic reviews of the boys and girls athletics program reflected in the Corrective Action Plan.

- In addition to the above information, the above referenced school maintains a complete permanent file relative to Title IX records including copies of the self-assessment audit, all corrective action plans, and other related materials.

[Signature]  
Principal's Signature

4/14 2004  
Date

[Signature]  
Superintendent Signature

[Signature]  
School Board Chairpersons' Signature

(Send original copy to KHSAA. Maintain duplicate in Title IX school folder)

**2003-2004**  
**ACCOMMODATION OF INTERESTS AND ABILITIES**  
**SUMMARY PROGRAM CHART 1**

KHSAA  
 Form T1  
 Rev. 8/03

**Participation Opportunities Test One**

		(Column 1)	(Column 2)	(Column 3)	(Column 4)
	Program	Enrollment	Percentage of Total Enrollment	Number of Interscholastic Participants (double and triple count)	Percentage of Total Participation
Row 1	GIRLS	669	49.7	239	40.4
Row 2	BOYS	675	50.2	353	59.6
Row 3	Totals	1344	100%	592	100%

Instructions:

\*Number of 8<sup>th</sup> grade students & below used in Column 3 and Column 4 calculations if applicable: \_\_\_\_\_

- 1) Determine the total number of girls enrolled, (place in Row 1, Column 1). Determine the total number of boys enrolled, (place in Row 2, Column 1).
- 2) Add the total number of girls and boys enrolled to determine total enrollment, (place in Row 3, Column 1).
- 3) Calculate the percentage of total enrollment that is female. (Divide Row 1, Column 1 by row 3, Column 1 and place in Row 1, Column 2.) Calculate the percentage of total enrollment that is male. (Divide Row 2, Column 1 by Row 3, Column 1 and place in Row 2, Column 2.) Note: Row 1, Column 2 plus Row 2, Column 2 should total 100%.
- 4) Ask the head coaches to review the most updated eligibility or squad lists for their teams. Ask coaches to confirm the names of those individuals who are on the team as of the first **date of competition**, and cross out the names of those who were cut from the team or quit the team prior to the first competitive event. Determine the total number of interscholastic athletics participants that are girls, (and place in Row 1, Column 3). In order to determine the total number of athletics participants, an individual should be counted each time he or she participates on a team. For example, if Jane Doe competes on the varsity volleyball team, the junior varsity volleyball team, the junior varsity basketball team, and the varsity softball team, she should be counted as four participants (**do not include club or intramural sports participants, cheerleaders, dance teams, or pom squads**). Calculate the same way for boys and girls. \* In addition, should 8<sup>th</sup> grade students and below play on a Freshman, Junior Varsity, or Varsity team, they should also be counted for each team and sport on which they participate. If applicable, please asterisk the above notation as to how many 8<sup>th</sup> grade students & below are included in the totals. Using the same procedure, determine the total number of interscholastic athletic participants that are boys, (and place in Row 2, Column 3). Add Row 1, Column 3 plus Row 2, Column 3 to get total participants and place in Row 3, Column 3.
- 5) Calculate the percentage of female participation. (Row 1, Column 3 divided by Row 3, Column 3 and place in Row 1, Column 4.) Calculate the percentage of male participation. (Row 2, Column 3 divided by Row 3, Column 3 and place in Row 2, Column 4.) Note: Row 1, Column 4 plus Row 2, Column 4 should total 100%.

Note: While being within three percent is not a formal compliance standard; if the percent listed in Row 1, Column 4 is within 3% of Row 1, Column 2, then it provides a good target within which compliance is likely.

Principal's Signature: *[Signature]* Date: 4/14/04

2003-2004  
**ACCOMMODATION OF INTERESTS AND ABILITIES**  
**SUMMARY PROGRAM CHART 2**


KHSAA  
 Form T2  
 Rev. 8/03

**Participation Opportunities Test Two**

		Column 1	Column 2	Column 3	Column 4	Column 5
Program		Number of Teams Currently Offered	Number of Participants	Number of Teams Added in Last Five Years	Number of Participants Added in Last Five Years	Percent of Total Participation By Sex Added in Last 5 Years
GIRLS	Row 1	varsity:	9	127	1	17
	Row 2	j.v.:	6	85	1	13
	Row 3	frosh:	2	27		
	Row 4	total:	17	239	2	30
BOYS	Row 5	varsity:	10	171		
	Row 6	j.v.:	7	124		
	Row 7	frosh:	3	58		
	Row 8	total:	20	353		

- 1) For Column 1, list the number of interscholastic teams offered for girls and boys at each competitive level (varsity, junior varsity, and freshman). For girls, total each of the entries in Rows 1, 2, and 3 into Row 4. For boys, total Rows 5, 6, and 7 into Row 8.
- 2) For Column 2, list the number of participants at each level. For girls, total each of the entries in Rows 1, 2, and 3 into Row 4. For boys, total Rows 5, 6, and 7 into Row 8. **Note:** The totals in Row 4 for girls and in Row 8 for boys must be the same as the totals in Form T-1, Column 3, Rows 1 and 2 respectively.
- 3) For Column 3, list the number of interscholastic teams that have been added in the last five years at each competitive level. Count each team added during the 5 year period only one time. e.g. Girl's junior varsity soccer was added 3 years ago, count the team only once, not 3 times. For girls, total the entries in Rows 1, 2, and 3 into Row 4. For boys, total Rows 5, 6, and 7 into Row 8.
- 4) For Column 4, list the number of participants that are currently on each level of the teams that were added in the last five years. If a team was added previously but no longer exists, there are no current participants to be added for that team. For girls, total the entries in Rows 1, 2, and 3 into Row 4. For boys, total Rows 5, 6, and 7 into Row 8.
- 5) For Column 5, calculate the percentage of participants that have been added in the last five years. For girls, take the number in Column 4, Row 4 and divide by the number in Column 2, Row 4. For boys, take the number in Column 4, Row 8 and divide it by the number in Column 2, Row 8.

Note: If the percentage of current participants added in the last five years is 25% or greater, compliance with test two may be possible. If less than 25%, then compliance with test three should be analyzed. **CAUTION:** 25% is not a formal compliance standard.

Principal's Signature:  Date: 8/14/04

2003-2004  
**ACCOMMODATION OF INTERESTS AND ABILITIES**  
**SUMMARY PROGRAM CHART 3**

KHSAA  
 Form T3  
 Rev. 8/03

**Participation Opportunities Test Three**

FOR ANY QUESTION ANSWERED "YES" IDENTIFY THE RESPECTIVE SPORT(S).

	GIRLS (Yes / No)		BOYS (Yes / No)
1. For a sport not currently played at the interscholastic level (varsity, junior varsity, or freshman) in your school, is there an intramural team offered for that sport?	No		No
2. For a sport <u>not</u> currently offered in your interscholastic athletics program, is there sufficient interest to form a viable interscholastic team based on participation on an intramural team or community recreation teams?	No		No
3. For a sport <u>not</u> currently offered, is there sufficient interest to form a viable interscholastic team based on student responses from the interscholastic survey?	No		No
4. For a sport currently offered at the varsity level only, is there sufficient interest to form a viable team for a junior varsity, or freshman team that is not currently offered?	No		No
5. For a sport currently offered at the junior varsity or freshman level is there sufficient interest to form a varsity team not currently offered?	No		No
6. If you answered YES to question (1), (2), (3), (4), or (5), are there enough high schools in your geographic area offering the sport (at the appropriate level) to allow for the development of a reasonable schedule of competition?			

Principal's Signature: *Ann Jensen* Date: *9/14/04*

**2003-2004**  
**ACCOMODATION OF INTERESTS AND ABILITIES**  
**SUMMARY PROGRAM CHART 4**

**Levels of Competition Test One**

		Column 1	Column 2	Column 3
Girls	Team Levels	Number of Teams Currently Offered	Number of Participants	Percentage of Participants at Each Level
Row 1	varsity:	9	127	53
Row 2	j.v.:	6	85	36
Row 3	frosh:	2	27	11
Row 4	total:	17	239	100%
<b>Boys</b>				
Row 5	varsity:	10	171	48
Row 6	j.v.:	7	124	35
Row 7	frosh:	3	58	16
Row 8	total:	20	353	100%

- 1) Column 1, list the number of interscholastic teams offered for girls and boys at each competitive level; varsity, junior varsity, and freshman. (Refer to Form T-2, Accommodation of Interests and Abilities, Summary Program Chart 2, Column 1.)
- 2) For Column 2, list the number of participants at each level. For girls, total the entries in Rows 1, 2, and 3 into Row 4. For boys, total the entries in Rows 5, 6, and 7 into Row 8. (Refer to Form T-2, Accommodation of Interests and Abilities, Summary Program Chart 2, Column 2.)
- 3) For Column 3, calculate the percentage of female and male participants at each level.  
For girls' varsity, junior varsity, and frosh, respectively:
  - Divide Column 2, Row 1 by Column 2, Row 4, and place the percentage in Column 3, Row 1.
  - Divide Column 2, Row 2 by Column 2, Row 4, and place the percentage in Column 3, Row 2.
  - Divide Column 2, Row 3 by Column 2, Row 4, and place the percentage in Column 3, Row 3.
  -
 For boys' varsity, junior varsity, and frosh, respectively:
  - Divide Column 2, Row 5 by Column 2, Row 8, and place the percentage in Column 3, Row 5.
  - Divide Column 2, Row 6 by Column 2, Row 8, and place the percentage in Column 3, Row 6.
  - Divide Column 2, Row 7 by Column 2, Row 8, and place the percentage in Column 3, Row 7.

Principal's Signature: \_\_\_\_\_

Date: \_\_\_\_\_

**2003-2004  
BUDGETED AND ACTUAL EXPENDITURES - PROGRAM COMPARISON CHART  
TO INCLUDE BOOSTER CLUB FUNDING**

	equipment and supplies		travel		awards		coaches' salaries (to include supplemental and extended employment)		facilities improvements		publications (if sport-specific)	
	B	E	B	E	B	E	B	E	B	E	B	E
G basketball		9622		2350		141						
B basketball		4946 <sup>33</sup>		1090 <sup>51</sup>		123						
G softball		5036 <sup>10</sup>								762 <sup>04</sup>		
B baseball		280		3598 <sup>22</sup>		104 <sup>50</sup>				2054 <sup>21</sup>		
G cross country		4447 <sup>50</sup>		3025 <sup>55</sup>		492						
B cross country												
G golf				1357 <sup>92</sup>								
B golf												
G soccer		4437 <sup>51</sup>		1235								
B soccer		2120										
G swimming		470		160								
B swimming												

1. Budget and expenditures on this 2003-2004 year report due by April 15, 2004, should reflect the total monies budgeted and spent for the entire year of 2002-2003 ending June 30, 2003.

2. "B" is for budgeted dollar amounts and "E" is for actual dollar expenditures.

3. Booster Club Funding/Contributions must be included in the expenditures total.

4. Indicate percentage of total expenditures for each gender: Total Expenditures \$ \_\_\_\_\_ % for boys \_\_\_\_\_ % for girls \_\_\_\_\_

Principal's Signature: \_\_\_\_\_ Date: 4/14/04



**2003-2004  
BUDGETED AND ACTUAL EXPENDITURES - PROGRAM COMPARISON CHART 2  
TO INCLUDE BOOSTER CLUB FUNDING**

Teams	equipment and supplies		travel		awards		coaches' salaries (to include supplemental and extended employment)		facilities improvements		publications (if sport-specific)	
	B	E	B	E	B	E	B	E	B	E	B	E
G track		2999 <sup>98</sup>		125 <sup>56</sup>								
B track												
G tennis		2110										
B tennis												
G volleyball		1504		1300								
B wrestling		3782 <sup>34</sup>		590 <sup>80</sup>		188						
G (list sport)												
B (football)		13,957 <sup>25</sup>										
G (list sport)												
B (list sport)												

1. Budget and expenditures on this 2003-2004 year report due by April 15, 2004, should reflect the total monies budgeted and spent for the entire year of 2002-2003 ending June 30, 2003.


2. "B" is for budgeted dollar amounts and "E" is for actual dollar expenditures.

3. Booster Club Funding/Contributions must be included in the expenditures total.

4. Indicate percentage of total expenditures for each gender: Total Expenditures \$ 74,976.60 % for boys 55 % for girls 45

Principal's Signature: [Signature] Date: 4/14/04

34,228.53



# North Hardin High School

801 S. Logsdon Parkway • Radcliff, KY 40160  
270-351-3167 • FAX 270-352-4512

*Principal*  
**BILL DENNISON**

*Assistant Principals*  
**CINDY BROWN**  
**LAURA McGRAY**  
**LES THARP**  
**GREGORY WHEATLEY**

Insert

North Hardin High School does not set specific budget amounts for its athletic programs. General amounts are set at 3,500 for football, 1,500 for basketball, baseball, soccer, softball and volleyball, 1,000 for wrestling, track and cross country and 500 for golf and tennis. Coaches initiate the request process by contacting the athletic director. The athletic director then completes a P.O. request for the finance officer. I teams are ordered on a need basis.

The North Hardin swim program travel expenses are paid for by the board of education. This process is due to a lack of facilities within our district. North Hardin practices and holds meets at the Ft. Knox base.

Our amounts are greater this year in football, girls basketball and girls softball. This difference is due to our four-year rotation of uniforms.

If you have any questions, please contact me at your convenience.

Sincerely,

Alan Campbell  
Athletic Director  
North Hardin High School  
(w) (270) 351-3167  
(h) (270) 769-2875  
© (270) 300-1446



## Hardin County Schools Classified High School Extra Curricular Increment Schedule

Revised 2002  
HCAR 03.121

POSITION	INCREMENT
<b>HIGH SCHOOL</b>	
Academic Program	5,101
Head Band Director	8,773
Assistant Band Director ( # 1 )	5,101
Assistant Band Director ( # 2 )	5,101
Head Basketball Coach (Boys ) (Girls )	8,773
Assistant Basketball Coach (Boys ) (Girls)	5,101
9th Grade Basketball Coach (Boys) (Girls) Must fulfill a competitive schedule	2,550
Head Football Coach	8,773
Assistant Football Coach ( # 1 )	5,101
Assistant Football Coach ( # 2 )	5,101
Junior Varsity Football Coach ( two )	5,101
9th Grade Football Coach Must fulfill a competitive schedule	2,550
Head Soccer Coach (Boys) (Girls)	3,468
Assistant Soccer Coach (Boys) (Girls) - 25 regular participants	1,734
Head Softball / Baseball Coach	3,468
Assistant Softball / Baseball Coach - 20 regular softball / baseball participants	1,734
9th Grade Softball / Baseball Coach Must fulfill a competitive schedule	1,378
Head Wrestling Coach	3,468
Assistant Wrestling Coach - 20 regular wrestling participants	1,734
Head Track Coach	3,468

Assistant Track Coach – 30 regular track participants	1,734
Athletic Director	5,101
Head Swim Coach	1,734
Assistant Swim Coach – 20 regular swim participants	1,020
Golf Coach	1,734
Golf Coach (#2) – 16 regular golf participants	1,734
Tennis Coach	3400
Tennis Coach (#2) – 20 regular tennis participants	1,734
Cross Country Coach (Boys) (Girls)	2,550
Cross Country Assistant Coach – 20 regular cross country participants	1,020
Weight Program Sponsor	2,550
Mat Maid Sponsor	1,378
Cheerleading Sponsor (Boys) (Girls)	3,468
Choral / Show Choir Director - Must complete performances outside of school day	2,550
Annual Sponsor	1,734
Senior Sponsor	1,734
Debate / Speech Coach	1,734
Drama Coach - Must complete performances outside of school day	1,378
JROTC Color Guard / Drill Team Sponsor (four)	1,734
Head Volleyball Coach	3,468
Assistant Volleyball Coach	1,734

**Coach and Assistant Coach**

All coaches shall receive the prevailing salary as approved by the board. No coach shall receive an additional coaching salary from any outside source. No teacher may coach more than two sports as long as there are sufficient applicants within the system. No administrator is permitted to coach and no person may hold two head coaching positions. Any exception to this policy must be approved by the Superintendent.

**Required**

Each team shall consist of the following minimum number of Participants members participating regularly: Football-22, Basketball-7, Baseball-12, Softball-12, Wrestling-12, Track-15, Cross Country-7 and Soccer - 15.

In order to staff a second coach for a minor sport, the following minimum number of members must be

participating regularly: Baseball – 20, Wrestling – 20, Softball – 20, Track – 30, Soccer – 25, Tennis – 20, Cross Country – 20, Golf – 16, Swimming – 20, and Freshman Football – 23.

If a second coach is not hired in a sport where numbers meet the listed requirements for a second coach, the assigned coach may be paid 1.5 times the increment for that sport.

**Additional Coaching Staff**

Football may staff the equivalent of a total of five (5) coaches for the total varsity and junior varsity programs. Basketball may staff the equivalent of a total of three (3) coaches for the total varsity and junior varsity programs.

Junior varsity teams and coaches are provided for football, basketball, softball, baseball, soccer, and wrestling. Their schedule may not exceed that of the varsity.

Thank you for visiting our site.

[Top of Page](#) | [Certified Personnel Salary](#)  
[Compensation and Benefits](#) | [Personnel](#) | [HCS Home](#)  
[District Information](#) | [Central Office](#) | [School Web Sites](#) | [Calendar](#)  
[Enrollment Procedures](#) | [Breakfast and Lunch Menus](#)  
[Community Education](#) | [Job Opportunities](#)  
[Board of Education](#)

Proposal for Bingo

60/40 split for Athletics and Clubs and Organizations

	\$	%
Gen Fund for Athletics	16000	20.77922
Baseball	3000	3.896104
Basketball B/G	7000	9.090909
Cheerleaders	3000	3.896104
Cross Country B/G	2000	2.597403
Golf	1000	1.298701
Matmaids	1000	1.298701
Softball	3000	3.896104
Soccer B/G	5000	6.493506
Swimming	1500	1.948052
Tennis	1500	1.948052
Track B/G	3000	3.896104
Volleyball	1500	1.948052
Wrestling	1500	1.948052
Pep Club	1000	1.298701
total	51000	

Football(will be getting 5000 extra from their own receipts)

Clubs and Organizations

	\$	%
Art Club	500	0.649351
Band	10000	12.98701
JROTC	5000	6.493506 to be split among drill, rifle, color guard
Chorus	500	0.649351
FBLA	500	0.649351
Academic Team	1000	1.298701 drama/speech debate receives money from school budge
Karate	500	0.649351
FFA	1000	1.298701
FCCLA	1000	1.298701
French Club	500	0.649351
German Club	500	0.649351
KY Jr Hist Society	500	0.649351
SADD	500	0.649351
National HS	1000	1.298701
Science	500	0.649351
Spanish Club	500	0.649351
Student Council	500	0.649351 has the faculty game and Celebration of the Arts (2000)
TSA	1000	1.298701
Y Club	500	0.649351
total	26000	

**2003-2004 KHSAA TITLE IX ATHLETICS AUDIT**

KHSAA  
Form T41  
Rev. 8/03

**Checklist - Overall Interscholastic Athletics Program**

Areas of Compliance	ADVANTAGE TO (Respond based on Internal Evaluation by checking the appropriate column.)		
	GIRLS' PROGRAM	BOYS' PROGRAM	NEITHER PROGRAM
<b>OPPORTUNITIES</b>			✓
Accommodation of Interest and Abilities			✓
<b>BENEFITS</b>			
Equipment and Supplies			✓
Scheduling of Games and Practice Time			✓
Travel and Per Diem Allowances			✓
Coaching			✓
Locker Rooms, Practice and Competitive Facilities			✓
Medical and Training Facilities and Services		NA	
Publicity			✓
Support Services			✓
Athletic Scholarships		NA	
Tutoring		NA	
Housing and Dining Facilities and Services		NA	
Recruitment of Student Athletes		NA	

Principal's Signature: \_\_\_\_\_

*[Handwritten Signature]*

Date: \_\_\_\_\_

*4/24/04*

SCHOOL NAME

*North Shore*

2003-2004

TITLE IX

CORRECTIVE ACTION PLAN

KHSAA  
Form 766  
Rev 3/03

To complete this form, indicate the intended area which needs corrective action, the suggested change and time table for implementation. You may copy this form as needed. Please attach corrective action plans along with audit forms and submit by April 15, 2004.

ITEM FOR CORRECTION	SUGGESTED CHANGE	TIME TABLE FOR CORRECTIVE ACTION
<i>Recognition Procedure</i>		<i>Annually</i>
<i>Letter Kern for Soccer &amp; Volleyball</i>	<i>Finalize for 2005</i>	<i>Spring 2005</i>
<i>Need for Freshman Volleyball Team</i>	<i>Contract of Middle School</i>	<i>Fall 2005</i>
<i>Uniform Procedure</i>	<i>4 year Rotation</i>	<i>Annually</i>

For all areas currently identified as items for correction, an intended corrective action explanation is needed. THIS FORM SHALL BE TYPED.

Principal's Signature:

*Steve Benson*

Date:

*4/14/04*



**2003-2004 INTERSCHOLASTIC ATHLETICS SURVEY**  
Summary of Student Responses

School Name	North Hardin
School Enrollment	1344
Date	April 8, 2004
Completed By	Alan Campbell

Instructions:

1. Summarize the Student Athletics Interest Surveys Form T-61 by listing the total number of responses on the line next to each sport.
2. Under the Other Category please provide a listing of the sports as well as the number of students who are interested in participating.
3. Please sign and date the Summary Form (T-63) and mail the Summary Form only to the KHSAA by April 15, 2004. Do not mail the student surveys (Form T-61). However, these Forms should be maintained in your files in the event they are requested subsequently.

1035 Number of Surveys

986 Total Returned (*A minimum of 80% return is expected*)

9-11 Grades Surveyed

How Was The Survey Administered? English  
(e.g. was it given in all English classes, or all home rooms, or advisee/advisor?)

Fall Sports (List Total Number of Participation Responses)

23 Cross Country (Girls)  
37 Cross Country (Boys)  
7 Field Hockey (Girls)  
141 Football (Boys)  
9 Golf (Girls)  
11 Golf (Boys)  
58 Soccer (Girls)  
73 Soccer (Boys)  
49 Volleyball (Girls)  
14 Volleyball (Boys)  
564 *non participants*

Winter Sport (List Total Number of Participation Responses)

51 Basketball (Girls)  
191 Basketball (Boys)  
54 Gymnastics (Girls)  
41 Indoor Track (Girls)

- 60 Indoor Track (Boys)
- 26 Swimming & Diving (Girls)
- 19 Swimming & Diving (Boys)
- 61 Wrestling (Boys)
- 483 now - participation

Spring Sport (List Total Number of Participation Responses)

- 81 Baseball (Boys)
- 42 Fast Pitch Softball (Girls)
- 64 Slow Pitch Softball (Girls)
- 47 Tennis (Girls)
- 41 Tennis (Boys)
- 71 Track (Girls)
- 108 Track (Boys)
- 532 now - participation

Other Sports (From Student Survey T-61 Question 10)

Name of Sport	Number of Students Interested In Participating
Girls Football	72
Skateboarding	38
Boys volleyball	26

Number of Students who participate in Intramural Sports.  
(From Student Survey T-61 Question 5)

Sport	Number

N/A

List Intramural Sports students are interested in adding:  
(From Student Survey T-61 Question 6)

Sport	Number

Participation in Non-School Sports Activities  
 (From Student Survey T-61 Question 7)

<u>Sport</u>	<u>Number</u>
<u>Church Basketball</u>	<u>63</u>
<u>Rec. Baseball</u>	<u>42</u>
<u>Rec. Softball</u>	<u>19</u>
<u>Compet. Chess</u>	<u>6</u>

Reasons for not participating in interscholastic athletics.  
 (From Survey Question 8)

<u>Response</u>	<u>Number</u>
<u>139</u> I prefer other activities such as band, chorus, etc.	
<u>153</u> I don't have time	
<u>46</u> The practice schedules and game times are inconvenient	
<u>28</u> The sport I like isn't offered	
<u>27</u> It's too expensive	
<u>34</u> I prefer to participate in club or intramural sports	
<u>91</u> Working	
<u>114</u> Other	

Student Suggestions to encourage participation

Lower Costs  
Summer participation lower  
 \_\_\_\_\_  
 \_\_\_\_\_  
 \_\_\_\_\_

[Signature]  
 Principal's Signature

4/24/14  
 Date