



# Kentucky High School Athletic Association

2280 Executive Drive ° Lexington, KY 40505 ° www.khsaa.org ° (859)299-5472 (859)293-5999 (fax)

## MEMORANDUM

To: Superintendent, Principal, and Athletic Director  
Paris High School

From: Brigid L. DeVries, Commissioner  
Larry Boucher, Assistant Commissioner *LB*


Date: June 4, 2004

Subject: 2003-2004 Title IX Annual Report Forms Submission

Enclosed please find a copy of Form T-65, The 2003-2004 Title IX Annual Report Forms Checklist. In addition, you may find an attachment with corrected copies of the forms submitted by your school personnel. Please review this information so the forms can be completed accurately in the future.

Also, KHSAA Audit Staff may have requested a re-submission of some of the 2003-2004 Annual Report Forms or need additional information on your athletic programs. Please submit this information by the date requested if this is applicable. Copies and all KHSAA Title IX documents must be kept current and included in your permanent Title IX File at the school. All documents are subject to Open Records Requests.

Should you need any further information, please do not hesitate to call anytime.



**MEMORANDUM**

TO: KHSAA Member School Superintendents, Principals, and Athletic Directors

FROM: Brigid L. DeVries, Commissioner  
Larry Boucher, Assistant Commissioner

DATE: June 4, 2004

RE: 2004 Title IX Forms Submission

School	Paris High School	Reviewed by	Reba Woodall
--------	-------------------	-------------	--------------

The following is a status report regarding the required 2003 - 2004 Title IX submission of forms due in to the KHSAA office by April 15, 2004. Appropriate audit personnel have reviewed these forms and the following is a summary of this review.

I. Checklist of Forms properly submitted in a satisfactory manner:

✓	GE 19 (Annual Verification)	✓	T-36 (Budget Expenses)
✓	T-1 (Summary Program Chart 1)	✓	T-41 (Checklist – Overall Interscholastic Program)
✓	T-2 (Summary Program Chart 2)	✓	T-60 (Corrective Action Plan)
✓	T-3 (Summary Program Chart 3)	✓	T-63 (Interscholastic Survey Results))
✓	T-4 (Summary Program Chart 4)	✓	T-68 (Five Year Summary)
✓	T-35 (Budget Expenses)		

II. Status

A.	✓	2003 – 2004 Forms are satisfactory and no further information or action is necessary at this time.
B.		Errors have been noted with respect to the following forms:
C.		The following forms were omitted and must be submitted by school representatives:
D.	✓	<p>Other Recommendation and Comments:</p> <ul style="list-style-type: none"> <li>▪ It is recommended that your Gender Equity Review Committee meet at least once during the fall sports season, once during the winter sports season and once during the spring sports season.</li> <li>▪ On Forms T-35 and T-36, over 30% of your total budget is spent on football. Over \$540 is spent per male athlete with \$302 spent per female athlete. Have your Gender Equity Review Committee look at the disparity of monies spent per male and per female athlete, and make suggestions to be implemented which will lessen this disparity.</li> </ul>



**2003-2004 KENTUCKY HIGH SCHOOL ATHLETIC ASSOCIATION  
ANNUAL VERIFICATION OF TITLE IX PROCEDURES**  
(To be submitted by April 15, 2004 along with other required forms)

APR 15 2004

The Paris High School, Paris, Kentucky  
(Name of High School) (City)

certifies to the Kentucky High School Athletic Association that the following is an accurate and true representation of the facts surrounding compliance with 20 U.S.C. Sections 1681-1688, et. Seq. (also known as Title IX)

**I certify the following provisions in accordance with records at the school contained in the permanent Title IX file, and to the best of my knowledge have completed the following tasks. (All boxes must be checked)**

Established a gender equity committee at the high school. (list committee personnel and provide attachment if necessary)

Name	Address	Phone	Title
Jeff Isaacs	Paris HS	859-987-2168	AD
Vickie Grigson	Paris HS	859-987-2168	Principal
Cary Barr	Paris HS	859-987-2168	Boys BB Coach
Brandi Compton	Paris HS	859-987-2168	Cheerleading Coach
Mark Crain	Paris HS	859-987-2168	Football Coach
Jackie Lavigne	Paris HS	859-987-2168	Asst. SB Coach
Brad Mitchell	211 Bourbon Acres	987-0754	Parent
Kathy Tobin	254 Cardinal Lane	987-3702	Parent

Scheduled a minimum of three meetings during the 2003-2004 school year on the following dates:

October 30	Kyle Sturgeon	1767 Georgetown Rd.	987-7254	Student
Feb. 24	Kelli Mardell	337 Collins Rd.	987-3509	Student
April 1				

Designated the following person(s) as the Title IX coordinator for the school:

Jeff Isaacs	Athletic Director	Paris HS	987-2168
Name	Title	Address	Phone

School personnel are continuing to make periodic reviews of the boys and girls athletics program reflected in the Corrective Action Plan.

In addition to the above information, the above referenced school maintains a complete permanent file relative to Title IX records including copies of the self-assessment audit, all corrective action plans, and other related materials.

Vickie Grigson  
Principal's Signature

April 13 2004  
Date

Jamie C. Blackburn  
Superintendent Signature

[Signature]  
School Board Chairpersons' Signature

(Send original copy to KHSAA - Maintain duplicate in Title IX school folder)

**2003-2004**  
**ACCOMMODATION OF INTERESTS AND ABILITIES**  
**SUMMARY PROGRAM CHART 1**

KHSAA  
 Form T1  
 Rev. 8/03

**Participation Opportunities Test One**

		(Column 1)	(Column 2)	(Column 3)	(Column 4)
	Program	Enrollment	Percentage of Total Enrollment	Number of Interscholastic Participants (double and triple count)	Percentage of Total Participation
Row 1	GIRLS	76	42%	106	50%
Row 2	BOYS	107	58%	105	50%
Row 3	Totals	183	100%	211	100%

Instructions:

\*Number of 8<sup>th</sup> grade students & below used in Column 3 and Column 4 calculations if applicable: 44

- 1) Determine the total number of girls enrolled, (place in Row 1, Column 1). Determine the total number of boys enrolled, (place in Row 2, Column 1).
- 2) Add the total number of girls and boys enrolled to determine total enrollment, (place in Row 3, Column 1).
- 3) Calculate the percentage of total enrollment that is female. (Divide Row 1, Column 1 by row 3, Column 1 and place in Row 1, Column 2.) Calculate the percentage of total enrollment that is male. (Divide Row 2, Column 1 by Row 3, Column 1 and place in Row 2, Column 2.) Note: Row 1, Column 2 plus Row 2, Column 2 should total 100%.
- 4) Ask the head coaches to review the most updated eligibility or squad lists for their teams. Ask coaches to confirm the names of those individuals who are on the team as of the first **date of competition**, and cross out the names of those who were cut from the team or quit the team prior to the first competitive event. Determine the total number of interscholastic athletics participants that are girls, (and place in Row 1, Column 3). In order to determine the total number of athletics participants, an individual should be counted each time he or she participates on a team. For example, if Jane Doe competes on the varsity volleyball team, the junior varsity volleyball team, the junior varsity basketball team, and the varsity softball team, she should be counted as four participants (**do not include club or intramural sports participants, cheerleaders, dance teams, or pom squads**). Calculate the same way for boys and girls. \* In addition, should 8<sup>th</sup> grade students and below play on a Freshman, Junior Varsity, or Varsity team, they should also be counted for each team and sport on which they participate. If applicable, please asterisk the above notation as to how many 8<sup>th</sup> grade students & below are included in the totals. Using the same procedure, determine the total number of interscholastic athletic participants that are boys, (and place in Row 2, Column 3). Add Row 1, Column 3 plus Row 2, Column 3 to get total participants and place in Row 3, Column 3.
- 5) Calculate the percentage of female participation. (Row 1, Column 3 divided by Row 3, Column 3 and place in Row 1, Column 4.) Calculate the percentage of male participation. (Row 2, Column 3 divided by Row 3, Column 3 and place in Row 2, Column 4.) Note: Row 1, Column 4 plus Row 2, Column 4 should total 100%.

Note: While being within three percent is not a formal compliance standard; if the percent listed in Row 1, Column 4 is within 3% of Row 1, Column 2, then it provides a good target within which compliance is likely.

Principal's Signature: *Vedee Grayson* Date: April 13, 2004

**2003-2004**  
**ACCOMMODATION OF INTERESTS AND ABILITIES**  
**SUMMARY PROGRAM CHART 2**

KHSAA  
Form T2  
Rev. 8/03


**Participation Opportunities Test Two**

		Column 1	Column 2	Column 3	Column 4	Column 5
Program		Number of Teams Currently Offered	Number of Participants	Number of Teams Added in Last Five Years	Number of Participants Added in Last Five Years	Percent of Total Participation By Sex Added in Last 5 Years
<b>GIRLS</b>	Row 1	varsity:	7	78	3	43
	Row 2	j.v.:	1	15	0	0
	Row 3	frosh:	1	13	1	13
	Row 4	total:	9	106	4	56
						53%
<b>BOYS</b>	Row 5	varsity:	7	83	0	0
	Row 6	j.v.:	1	9	0	0
	Row 7	frosh:	1	13	0	0
	Row 8	total:	9	105	0	0
						0%

- 1) For Column 1, list the number of interscholastic teams offered for girls and boys at each competitive level (varsity, junior varsity, and freshman). For girls, total each of the entries in Rows 1, 2, and 3 into Row 4. For boys, total Rows 5, 6, and 7 into Row 8.
- 2) For Column 2, list the number of participants at each level. For girls, total each of the entries in Rows 1, 2, and 3 into Row 4. For boys, total Rows 5, 6, and 7 into Row 8. **Note:** The totals in Row 4 for girls and in Row 8 for boys must be the same as the totals in Form T-1, Column 3, Rows 1 and 2 respectively.
- 3) For Column 3, list the number of interscholastic teams that have been added in the last five years at each competitive level. Count each team added during the 5 year period only one time. e.g. Girl's junior varsity soccer was added 3 years ago, count the team only once, not 3 times. For girls, total the entries in Rows 1, 2, and 3 into Row 4. For boys, total Rows 5, 6, and 7 into Row 8.
- 4) For Column 4, list the number of participants that are currently on each level of the teams that were added in the last five years. If a team was added previously but no longer exists, there are no current participants to be added for that team. For girls, total the entries in Rows 1, 2, and 3 into Row 4. For boys, total Rows 5, 6, and 7 into Row 8.
- 5) For Column 5, calculate the percentage of participants that have been added in the last five years. For girls, take the number in Column 4, Row 4 and divide by the number in Column 2, Row 4. For boys, take the number in Column 4, Row 8 and divide it by the number in Column 2, Row 8.

Note: If the percentage of current participants added in the last five years is 25% or greater, compliance with test two may be possible. If less than 25%, then compliance with test three should be analyzed. **CAUTION:** 25% is not a formal compliance standard.

Principal's Signature: \_\_\_\_\_



Date: April 13, 2004

**2003-2004**  
**ACCOMMODATION OF INTERESTS AND ABILITIES**  
**SUMMARY PROGRAM CHART 3**

**Participation Opportunities Test Three**

**FOR ANY QUESTION ANSWERED "YES" IDENTIFY THE RESPECTIVE SPORT(S).**

	<b>GIRLS</b> (Yes / No)		<b>BOYS</b> (Yes / No)
1. For a sport not currently played at the interscholastic level (varsity, junior varsity, or freshman) in your school, is there an intramural team offered for that sport?	No		No
2. For a sport <u>not</u> currently offered in your interscholastic athletics program, is there sufficient interest to form a viable interscholastic team based on participation on an intramural team or community recreation teams?	No		No
3. For a sport <u>not</u> currently offered, is there sufficient interest to form a viable interscholastic team based on student responses from the interscholastic survey?	No		No
4. For a sport currently offered at the varsity level only, is there sufficient interest to form a viable team for a junior varsity, or freshman team that is not currently offered?	No		No
5. For a sport currently offered at the junior varsity or freshman level is there sufficient interest to form a varsity team not currently offered?	No		No
6. If you answered YES to question (1), (2), (3), (4), or (5), are there enough high schools in your geographic area offering the sport (at the appropriate level) to allow for the development of a reasonable schedule of competition?			

Principal's Signature:

*Vickie Grignon*

Date: April 13, 2004

**2003-2004**  
**ACCOMODATION OF INTERESTS AND ABILITIES**  
**SUMMARY PROGRAM CHART 4**

**Levels of Competition Test One**

		Column 1	Column 2	Column 3
Girls	Team Levels	Number of Teams Currently Offered	Number of Participants	Percentage of Participants at Each Level
Row 1	varsity:	7	78	74%
Row 2	j.v.:	1	15	14%
Row 3	frosh:	1	13	12%
Row 4	total:		106	100%
<b>Boys</b>				
Row 5	varsity:	7	83	79%
Row 6	j.v.:	1	9	9%
Row 7	frosh:	1	13	12%
Row 8	total:		105	100%

- 1) Column 1, list the number of interscholastic teams offered for girls and boys at each competitive level; varsity, junior varsity, and freshman. (Refer to Form T-2, Accommodation of Interests and Abilities, Summary Program Chart 2, Column 1.)
- 2) For Column 2, list the number of participants at each level. For girls, total the entries in Rows 1, 2, and 3 into Row 4. For boys, total the entries in Rows 5, 6, and 7 into Row 8. (Refer to Form T-2, Accommodation of Interests and Abilities, Summary Program Chart 2, Column 2.)
- 3) For Column 3, calculate the percentage of female and male participants at each level.  
For girls' varsity, junior varsity, and frosh, respectively:
  - Divide Column 2, Row 1 by Column 2, Row 4, and place the percentage in Column 3, Row 1.
  - Divide Column 2, Row 2 by Column 2, Row 4, and place the percentage in Column 3, Row 2.
  - Divide Column 2, Row 3 by Column 2, Row 4, and place the percentage in Column 3, Row 3.
  -
 For boys' varsity, junior varsity, and frosh, respectively:
  - Divide Column 2, Row 5 by Column 2, Row 8, and place the percentage in Column 3, Row 5.
  - Divide Column 2, Row 6 by Column 2, Row 8, and place the percentage in Column 3, Row 6.
  - Divide Column 2, Row 7 by Column 2, Row 8, and place the percentage in Column 3, Row 7.

Principal's Signature: \_\_\_\_\_

Date: April 13, 2004

**2003-2004  
BUDGETED AND ACTUAL EXPENDITURES - PROGRAM COMPARISON CHART  
TO INCLUDE BOOSTER CLUB FUNDING**

	equipment and supplies		travel		awards		coaches' salaries (to include supplemental and extended employment)		facilities improvements		publications (if sport-specific)	
	B	E	B	E	B	E	B	E	B	E	B	E
G basketball	6000	4977	1000	249	1500	1430	14,500	10,240	0	0	0	0
B basketball	6000	5751	1000	648	1500	557	14,500	14,185	0	0	0	0
G softball	1300	968	500	134	200	92	2,500	1843	700	465	0	0
B baseball	1300	1293	500	0	200	187	2,500	2146	700	651	0	0
G cross country	N/a											
B cross country	N/a											
G golf	250	169	325	311	0	0	1500	475	0	0	0	0
B golf	250	235	0	0	0	0	1500	475	0	0	0	0
G soccer	1200	1034	800	732	400	360	3500	3360	0	0	0	0
B soccer	N/a											
G swimming	50	0	100	0	100	55	150	150	0	0	0	0
B swimming	50	0	100	0	100	40	150	150	0	0	0	0

- Budget and expenditures on this 2003-2004 year report due by April 15, 2004, should reflect the total monies budgeted and spent for the entire year of 2002-2003 ending June 30, 2003.
- "B" is for budgeted dollar amounts and "E" is for actual dollar expenditures.
- Booster Club Funding/Contributions must be included in the expenditures total.
- Indicate percentage of total expenditures for each gender: Total Expenditures \$ 89,123 % for boys 64 % for girls 36

Principal's Signature: 

Date: April 13, 2004



**2003-2004  
BUDGETED AND ACTUAL EXPENDITURES - PROGRAM COMPARISON CHART 2  
TO INCLUDE BOOSTER CLUB FUNDING**

Teams	equipment and supplies		travel		awards		coaches' salaries (to include supplemental and extended employment)		facilities improvements		publications (if sport-specific)	
	B	E	B	E	B	E	B	E	B	E	B	E
G track	400	370	225	150	75	20	800	782	1500	1500	0	
B track	400	200	225	150	75	12	800	782	1500	1500	0	
G tennis	300	221	0	0	75	71	1500	1494	0	0	0	
B tennis	300	198	0	0	75	58	1500	1494	0	0	0	
G volleyball	N/a											
B wrestling	N/a											
G (list sport)	N/a											
B (football)	10,000	9591	750	723	250	177	17,000	16,217	1000	844	0	
G (list sport)	N/a											
B (list sport)	N/a											

- Budget and expenditures on this 2003-2004 year report due by April 15, 2004, should reflect the total monies budgeted and spent for the entire year of 2002-2003 ending June 30, 2003.
- "B" is for budgeted dollar amounts and "E" is for actual dollar expenditures.
- Booster Club Funding/Contributions must be included in the expenditures total.
- Indicate percentage of total expenditures for each gender: Total Expenditures \$ 89,123 % for boys 64 % for girls 36

*51,038 for male*  
*33,085 for female*  
*\$ 543 per male*  
*\$ 302 per female*

Principal's Signature: *Mike Spitzer* Date: April 13, 2004

**2003-2004 KHSAA TITLE IX ATHLETICS AUDIT**

KHSAA  
Form T41  
Rev. 8/03

**Checklist - Overall Interscholastic Athletics Program**

Areas of Compliance	ADVANTAGE TO (Respond based on Internal Evaluation by checking the appropriate column.)		
	GIRLS' PROGRAM	BOYS' PROGRAM	NEITHER PROGRAM
<b>OPPORTUNITIES</b>			
Accommodation of Interest and Abilities			✓
<b>BENEFITS</b>			
Equipment and Supplies			✓
Scheduling of Games and Practice Time			✓
Travel and Per Diem Allowances			✓
Coaching			✓
Locker Rooms, Practice and Competitive Facilities			✓
Medical and Training Facilities and Services			✓
Publicity			✓
Support Services			✓
Athletic Scholarships			N/A
Tutoring			N/A
Housing and Dining Facilities and Services			N/A
Recruitment of Student Athletes			N/A

Principal's Signature: *Nickie Gregson* Date: April 13, 2004

SCHOOL NAME

Paris

2003-2004

TITLE IX

**CORRECTIVE ACTION PLAN**

To complete this form, indicate the intended area which needs corrective action, the suggested change and time table for implementation. You may copy this form as needed. Please attach corrective action plans along with audit forms and submit by April 15, 2004.

ITEM FOR CORRECTION	SUGGESTED CHANGE	TIME TABLE FOR CORRECTIVE ACTION
Title IX Committee	Add Student Representation	2004

For all areas currently identified as items for correction, an intended corrective action explanation is needed.  
**THIS FORM SHALL BE TYPED.**

Principal's Signature: 

Date: April 13, 2004

**2003-2004 INTERSCHOLASTIC ATHLETICS SURVEY**  
Summary of Student Responses

<b>School Name</b>	Paris High School
<b>School Enrollment</b>	185
<b>Date</b>	March 31, 2004
<b>Completed By</b>	Jeff Isaacs, AD

Instructions:

1. Summarize the Student Athletics Interest Surveys Form T-61 by listing the total number of responses on the line next to each sport.
2. Under the Other Category please provide a listing of the sports as well as the number of students who are interested in participating.
3. Please sign and date the Summary Form (T-63) and mail the Summary Form only to the KHSAA by April 15, 2004. Do not mail the student surveys (Form T-61). However, these Forms should be maintained in your files in the event they are requested subsequently.

185 Number of Surveys  
155 Total Returned (*A minimum of 80% return is expected*) *84%*  
8-11 Grades Surveyed

How Was The Survey Administered? During Advisor Period  
 (e.g. was it given in all English classes, or all home rooms, or advisee/advisor?)

Fall Sports (List Total Number of Participation Responses)

4 Cross Country (Girls)  
1 Cross Country (Boys)  
2 Field Hockey (Girls)  
39 Football (Boys)  
3 Golf (Girls)  
4 Golf (Boys)  
16 Soccer (Girls)  
4 Soccer (Boys)  
9 Volleyball (Girls)  
0 Volleyball (Boys)

Winter Sport (List Total Number of Participation Responses)

23 Basketball (Girls)  
32 Basketball (Boys)  
10 Gymnastics (Girls)  
1 Indoor Track (Girls)  
2 Indoor Track (Boys)  
4 Swimming & Diving (Girls)  
3 Swimming & Diving (Boys)

Spring Sport (List Total Number of Participation Responses)

<u>13</u>	Baseball (Boys)
<u>16</u>	Fast Pitch Softball (Girls)
<u>4</u>	Slow Pitch Softball (Girls)
<u>13</u>	Tennis (Girls)
<u>7</u>	Tennis (Boys)
<u>5</u>	Track (Girls)
<u>9</u>	Track (Boys)

Other Sports (From Student Survey T-61 Question 10)

Name of Sport	Number of Students Interested In Participating
<u>Skateboarding</u>	<u>1</u>
<u>Girls Softball</u>	<u>2</u>
<u>Dance Team</u>	<u>3</u>
<u>Pool</u>	<u>2</u>
<u>Lacrosse</u>	<u>3</u>
<u>Hockey</u>	<u>5</u>
<u>Archery</u>	<u>4</u>
<u>Football</u>	<u>1</u>

Number of Students who participate in Intramural Sports.  
(From Student Survey T-61 Question 5)

<u>Sport</u>	<u>Number</u>
<u>None</u>	<u>                    </u>
<u>                    </u>	<u>                    </u>
<u>                    </u>	<u>                    </u>
<u>                    </u>	<u>                    </u>
<u>                    </u>	<u>                    </u>
<u>                    </u>	<u>                    </u>
<u>                    </u>	<u>                    </u>
<u>                    </u>	<u>                    </u>
<u>                    </u>	<u>                    </u>

Badmitton	1
Skeet	3
Rodeo	4
Boxing	3
Kickboxing	2
Ping Pong	1
Dirt Bikes	1
Skating	1
Karate	2
Bowling	2
AAU	2
Field Hockey	2
Rugby	2
ROTC	1
Horseshoes	2
Hide/Seek	1
Cricket	1
Fencing	1
Marbles	1
NASCAR	1
Frisbee	1
Indoor Soccer	2

List Intramural Sports students are interested in adding:  
(From Student Survey T-61 Question 6)

<u>Sport</u>	<u>Number</u>
<u>Skating</u>	<u>1</u>
<u>Dance</u>	<u>3</u>
<u>Volleyball</u>	<u>1</u>
<u>Girls Football</u>	<u>3</u>
<u>Hockey</u>	<u>2</u>
<u>Archery</u>	<u>2</u>
Boxing	2
Karate	1
Hockey	1
Shooting	1

Flag Football	1
Frisbee	1
Kickball	1
Bowling	1
Wrestling	5
Soccer	1
Rugby	2
Jump Rope	1

Participation in Non-School Sports Activities  
(From Student Survey T-61 Question 7)


<u>Sport</u>	<u>Number</u>		
Band	5	Bicycling	1
Skateboarding	2	Kickball	2
YMCA	5	Golf	1
Coach T-Ball	1	Dance	4
Air Hockey	1	AAU	8
DirtBikes	1	Church BB	9
Summer SoftBall	7	Indoor Soccer	2
YMCA Swimming	3	Connie Mack	6
Ping Pong	1	Judo	1
Hockey	1	Gymnastics	1
		Bowling	1
		Fishing	2
		Truck Pull	1

Reasons for not participating in interscholastic athletics.  
(From Survey Question 8)

<u>Response</u>	<u>Number</u>
<u>26</u> I prefer other activities such as band, chorus, etc.	
<u>18</u> I don't have time	
<u>1</u> The practice schedules and game times are inconvenient	
<u>9</u> The sport I like isn't offered	
<u>1</u> It's too expensive	
<u>2</u> I prefer to participate in club or intramural sports	
<u>20</u> Working	
<u>      </u> Other	

Student Suggestions to encourage participation

Stipends, Pride Days, Rewards, Fliers, Salaries, More Variety,  
Fun, Less Expense, Trips, Free Admission, New Equipment,  
Stop Drug Testing, Good Coaches, Good Cheerleaders

  
Principal's Signature

April 13, 2004  
Date