



Kentucky High School Athletic Association

# KENTUCKY HIGH SCHOOL ATHLETIC ASSOCIATION

## TITLE IX

### MEMBER SCHOOLS 2003-2004 ANNUAL REPORT FORMS

Submit to KHSAA  
By April 15, 2004





**2003-2004 KENTUCKY HIGH SCHOOL ATHLETIC ASSOCIATION  
ANNUAL VERIFICATION OF TITLE IX PROCEDURES  
(To be submitted by April 15, 2004 along with other required forms)**

The PLEASURE RIDGE PARK High School, LOUISVILLE, Kentucky  
(Name of High School) (City)

certifies to the Kentucky High School Athletic Association that the following is an accurate and true representation of the facts surrounding compliance with 20 U.S.C. Sections 1681-1688, et. Seq. (also known as Title IX)

**I certify the following provisions in accordance with records at the school contained in the permanent Title IX file, and to the best of my knowledge have completed the following tasks. (All boxes must be checked)**

Established a gender equity committee at the high school. (list committee personnel and provide attachment if necessary)

Name	Address	Phone	Title
SEE ATTACHMENT			

Scheduled a minimum of three meetings during the 2003-2004 school year on the following dates:

OCTOBER 27, 2003	MAY 3, 2004
JANUARY 26, 2004	
MARCH 1, 2004	

Designated the following person(s) as the Title IX coordinator for the school:

BRENT S. LYNCH	A.D.	5901 GREENWOOD ROAD	502-485-8311
Name	Title	Address	Phone

School personnel are continuing to make periodic reviews of the boys and girls athletics program reflected in the Corrective Action Plan.

In addition to the above information, the above referenced school maintains a complete permanent file relative to Title IX records including copies of the self-assessment audit, all corrective action plans, and other related materials.

David A. Johnson  
Principal's Signature

MARCH 23, 2004<sup>20</sup>

Date

Stephen B. Anderson  
Superintendent Signature

Joseph J. Hendricks  
School Board Chairpersons' Signature

(Send original copy to KHSAA - Maintain duplicate in Title IX school folder)

Title IX  
Committee Members

**David A. Johnson - Principal**  
6309 Hunters Grove Ct. 40216 448-8170

**Brent Lynch - Athletic Director**  
9008 Mapleview Dr. 40258 995-7285

**Tabitha Spruill - Teacher/Drama Club**  
6406 Autumn Oak Way 40272 935-3236

**Dan Leasor - Head Football Coach**  
245 Peaceful Ct, Brandenburg, 40175 270-828-5393

**Karen Coombs - Parent**  
8303 Gloxinia Dr 40258 933-0025

**Diane Burns - Parent**  
7104 Austinwood Rd 40214 367-4420

**Melissa Brown- Student**  
5593 David Ln 40258 937-4382

**Jordan Mitchell - Student**  
231 West Esplanade 40214 367-7001

**Cory Gant - Student**  
9305 Hi-View Ln 40272 933-1478

**Samantha Kestler - Student**  
5615 Grandel Blvd 40258 447-1307

**2003-2004**  
**ACCOMMODATION OF INTERESTS AND ABILITIES**  
**SUMMARY PROGRAM CHART 1**

KHSAA  
 Form T1  
 Rev. 8/03

**Participation Opportunities Test One**

		(Column 1)	(Column 2)	(Column 3)	(Column 4)
	Program	Enrollment	Percentage of Total Enrollment	Number of Interscholastic Participants (double and triple count)	Percentage of Total Participation
Row 1	GIRLS	972	50.9%	236	42.5%
Row 2	BOYS	936	49.1%	319	57.5%
Row 3	Totals	1908	100%	555	100%

Instructions:

\*Number of 8<sup>th</sup> grade students & below used in Column 3 and Column 4 calculations if applicable: 12

- Determine the total number of girls enrolled, (place in Row 1, Column 1). Determine the total number of boys enrolled, (place in Row 2, Column 1).
- Add the total number of girls and boys enrolled to determine total enrollment, (place in Row 3, Column 1).
- Calculate the percentage of total enrollment that is female. (Divide Row 1, Column 1 by row 3, Column 1 and place in Row 1, Column 2.) Calculate the percentage of total enrollment that is male. (Divide Row 2, Column 1 by Row 3, Column 1 and place in Row 2, Column 2.) Note: Row 1, Column 2 plus Row 2, Column 2 should total 100%.
- Ask the head coaches to review the most updated eligibility or squad lists for their teams. Ask coaches to confirm the names of those individuals who are on the team as of the first date of competition, and cross out the names of those who were cut from the team or quit the team prior to the first competitive event. Determine the total number of interscholastic athletics participants that are girls, (and place in Row 1, Column 3). In order to determine the total number of athletics participants, an individual should be counted each time he or she participates on a team. For example, if Jane Doe competes on the varsity volleyball team, the junior varsity volleyball team, the junior varsity basketball team, and the varsity softball team, she should be counted as four participants (**do not include club or intramural sports participants, cheerleaders, dance teams, or pom squads**). Calculate the same way for boys and girls. \* In addition, should 8<sup>th</sup> grade students and below play on a Freshman, Junior Varsity, or Varsity team, they should also be counted for each team and sport on which they participate. If applicable, please asterisk the above notation as to how many 8<sup>th</sup> grade students & below are included in the totals. Using the same procedure, determine the total number of interscholastic athletic participants that are boys, (and place in Row 2, Column 3). Add Row 1, Column 3 plus Row 2, Column 3 to get total participants and place in Row 3, Column 3.
- Calculate the percentage of female participation. (Row 1, Column 3 divided by Row 3, Column 3 and place in Row 1, Column 4.) Calculate the percentage of male participation. (Row 2, Column 3 divided by Row 3, Column 3 and place in Row 2, Column 4.) Note: Row 1, Column 4 plus Row 2, Column 4 should total 100%.

Note: While being within three percent is not a formal compliance standard; if the percent listed in Row 1, Column 4 is within 3% of Row 1, Column 2, then it provides a good target within which compliance is likely.

Principal's Signature: David A. Johnson Date: 4/12/04

ACCOMMODATION OF INTERESTS AND ABILITIESSUMMARY PROGRAM CHART 2Participation Opportunities Test Two

		Column 1	Column 2	Column 3	Column 4	Column 5
Program		Number of Teams Currently Offered	Number of Participants	Number of Teams Added in Last Five Years	Number of Participants Added in Last Five Years	Percent of Total Participation By Sex Added in Last 5 Years
GIRLS	Row 1	varsity: 9	155	1	21	
	Row 2	j.v.: 4	55	1	18	
	Row 3	frosh: 2	26	2	26	
	Row 4	total: 15	236	4	65	27.5%
BOYS	Row 5	varsity: 10	187	-	-	
	Row 6	j.v.: 3	77	-	-	
	Row 7	frosh: 3	55	-	-	
	Row 8	total: 16	319	-	-	-

- 1) For Column 1, list the number of interscholastic teams offered for girls and boys at each competitive level (varsity, junior varsity, and freshman). For girls, total each of the entries in Rows 1, 2, and 3 into Row 4. For boys, total Rows 5, 6, and 7 into Row 8.
- 2) For Column 2, list the number of participants at each level. For girls, total each of the entries in Rows 1, 2, and 3 into Row 4. For boys, total Rows 5, 6, and 7 into Row 8. **Note:** The totals in Row 4 for girls and in Row 8 for boys must be the same as the totals in Form T-1, Column 3, Rows 1 and 2 respectively.
- 3) For Column 3, list the number of interscholastic teams that have been added in the last five years at each competitive level. Count each team added during the 5 year period only one time. e.g. Girl's junior varsity soccer was added 3 years ago, count the team only once, not 3 times. For girls, total the entries in Rows 1, 2, and 3 into Row 4. For boys, total Rows 5, 6, and 7 into Row 8.
- 4) For Column 4, list the number of participants that are currently on each level of the teams that were added in the last five years. If a team was added previously but no longer exists, there are no current participants to be added for that team. For girls, total the entries in Rows 1, 2, and 3 into Row 4. For boys, total Rows 5, 6, and 7 into Row 8.
- 5) For Column 5, calculate the percentage of participants that have been added in the last five years. For girls, take the number in Column 4, Row 4 and divide by the number in Column 2, Row 4. For boys, take the number in Column 4, Row 8 and divide it by the number in Column 2, Row 8.

Note: If the percentage of current participants added in the last five years is 25% or greater, compliance with test two may be possible. If less than 25%, then compliance with test three should be analyzed. **CAUTION:** 25% is not a formal compliance standard.

Principal's Signature: David A. Johnson Date: 4/12/04

**2003-2004**  
**ACCOMMODATION OF INTERESTS AND ABILITIES**  
**SUMMARY PROGRAM CHART 3**

**Participation Opportunities Test Three**

FOR ANY QUESTION ANSWERED "YES" IDENTIFY THE RESPECTIVE SPORT(S).

	GIRLS (Yes / No)		BOYS (Yes / No)
1. For a sport not currently played at the interscholastic level (varsity, junior varsity, or freshman) in your school, is there an intramural team offered for that sport?	NO		NO
2. For a sport <u>not</u> currently offered in your interscholastic athletics program, is there sufficient interest to form a viable interscholastic team based on participation on an intramural team or community recreation teams?	NO		NO
3. For a sport <u>not</u> currently offered, is there sufficient interest to form a viable interscholastic team based on student responses from the interscholastic survey?	NO		NO
4. For a sport currently offered at the varsity level only, is there sufficient interest to form a viable team for a junior varsity, or freshman team that is not currently offered?	NO		NO
5. For a sport currently offered at the junior varsity or freshman level is there sufficient interest to form a varsity team not currently offered?	NO		NO
6. If you answered YES to question (1), (2), (3), (4), or (5), are there enough high schools in your geographic area offering the sport (at the appropriate level) to allow for the development of a reasonable schedule of competition?	NO		NO

Principal's Signature: David R. Johnson Date: 4/12/04

**2003-2004**  
**ACCOMODATION OF INTERESTS AND ABILITIES**  
**SUMMARY PROGRAM CHART 4**

**Levels of Competition Test One**

		Column 1	Column 2	Column 3
<b>Girls</b>	<b>Team Levels</b>	<b>Number of Teams Currently Offered</b>	<b>Number of Participants</b>	<b>Percentage of Participants at Each Level</b>
Row 1	varsity:	9	155	65.7%
Row 2	j.v.:	4	55	23.3%
Row 3	frosh:	2	26	11%
Row 4	total:		236	100%
<b>Boys</b>				
Row 5	varsity:	10	187	58.6%
Row 6	j.v.:	3	77	24.1%
Row 7	frosh:	3	55	17.3%
Row 8	total:		319	100%

- 1) Column 1, list the number of interscholastic teams offered for girls and boys at each competitive level; varsity, junior varsity, and freshman. (Refer to Form T-2, Accommodation of Interests and Abilities, Summary Program Chart 2, Column 1.)
- 2) For Column 2, list the number of participants at each level. For girls, total the entries in Rows 1, 2, and 3 into Row 4. For boys, total the entries in Rows 5, 6, and 7 into Row 8. (Refer to Form T-2, Accommodation of Interests and Abilities, Summary Program Chart 2, Column 2.)
- 3) For Column 3, calculate the percentage of female and male participants at each level.  
For girls' varsity, junior varsity, and frosh, respectively:
  - Divide Column 2, Row 1 by Column 2, Row 4, and place the percentage in Column 3, Row 1.
  - Divide Column 2, Row 2 by Column 2, Row 4, and place the percentage in Column 3, Row 2.
  - Divide Column 2, Row 3 by Column 2, Row 4, and place the percentage in Column 3, Row 3.
  -
 For boys' varsity, junior varsity, and frosh, respectively:
  - Divide Column 2, Row 5 by Column 2, Row 8, and place the percentage in Column 3, Row 5.
  - Divide Column 2, Row 6 by Column 2, Row 8, and place the percentage in Column 3, Row 6.
  - Divide Column 2, Row 7 by Column 2, Row 8, and place the percentage in Column 3, Row 7.

Principal's Signature: David A. Johnson Date: 4/12/04

**2003-2004 KHSAA TITLE IX ATHLETICS AUDIT**

KHSAA  
Form T41  
Rev. 8/03

**Checklist - Overall Interscholastic Athletics Program**

Areas of Compliance	ADVANTAGE TO (Respond based on Internal Evaluation by checking the appropriate column.)		
	GIRLS' PROGRAM	BOYS' PROGRAM	NEITHER PROGRAM
<b>OPPORTUNITIES</b>			
Accommodation of Interest and Abilities			X
<b>BENEFITS</b>			
Equipment and Supplies			X
Scheduling of Games and Practice Time			X
Travel and Per Diem Allowances			X
Coaching			X
Locker Rooms, Practice and Competitive Facilities			X
Medical and Training Facilities and Services			X
Publicity			X
Support Services			X
Athletic Scholarships			X
Tutoring			X
Housing and Dining Facilities and Services			X
Recruitment of Student Athletes			X

Principal's Signature: David A. Johnson Date: 4/12/04



**SCHOOL NAME**

PLEASURE RIDGE PARK HIGH SCHOOL

2003-2004

TITLE IX

**CORRECTIVE ACTION PLAN**

To complete this form, indicate the intended area which needs corrective action, the suggested change and time table for implementation. You may copy this form as needed. Please attach corrective action plans along with audit forms and submit by April 15, 2004.

ITEM FOR CORRECTION	SUGGESTED CHANGE	TIME TABLE FOR CORRECTIVE ACTION
SOFTBALL FIELD	ADD LIGHTS	SHOULD BE COMPLETE BY END OF 2004 FIXTURES PURCHASED
FENCE ALONG SOFTBALL PARKING LOT	NEED TO ADD - COMPLETED	COMPLETED IN 2003
SOFTBALL RR'S HITTING FACILITY	NEED TO ADD	FUNDS ARE BEING COLLECTED BEGIN CONSTRUCTION FALL 2004
SOFTBALL PARKING LOT	NEED TO ADD	COMPLETED 2002 - 2003
FRESHMAN SOFTBALL	NEED TO ADD - COMPLETED	TEAM ADDED 2003 PLAYING 9 GAME SCHEDULE IN 2004
J. V. GIRLS SOCCER	ADD GAMES	SCHEDULED 5 J.V. GAMES 2003 - 2004
	#	

For all areas currently identified as items for correction, an intended corrective action explanation is needed.  
THIS FORM SHALL BE TYPED.

Principal's Signature: David A. Johnson Date: 4/12/04

**2003-2004 INTERSCHOLASTIC ATHLETICS SURVEY**  
Summary of Student Responses

School Name	Pleasure Ridge Park H.S.
School Enrollment	1908
Date	3/22/04
Completed By	3/22/04

**Instructions:**

1. Summarize the Student Athletics Interest Surveys Form T-61 by listing the total number of responses on the line next to each sport.
2. Under the Other Category please provide a listing of the sports as well as the number of students who are interested in participating.
3. Please sign and date the Summary Form (T-63) and mail the Summary Form only to the KHSAA by April 15, 2004. Do not mail the student surveys (Form T-61). However, these Forms should be maintained in your files in the event they are requested subsequently.

1633 Number of Surveys

1189 Total Returned (*A minimum of 80% return is expected*) 730/0

9-12 Grades Surveyed

How Was The Survey Administered? 1<sup>st</sup> Period Classes

(e.g. was it given in all English classes, or all home rooms, or advisee/advisor?)

**Fall Sports (List Total Number of Participation Responses)**

30 Cross Country (Girls)  
19 Cross Country (Boys)  
0 Field Hockey (Girls)  
190 Football (Boys)  
21 Golf (Girls)  
32 Golf (Boys)  
47 Soccer (Girls)  
31 Soccer (Boys)  
142 Volleyball (Girls)  
0 Volleyball (Boys)

**Winter Sport (List Total Number of Participation Responses)**

90 Basketball (Girls)  
146 Basketball (Boys)  
91 Gymnastics (Girls)  
0 Indoor Track (Girls)  
0 Indoor Track (Boys)  
57 Swimming & Diving (Girls)  
17 Swimming & Diving (Boys)

46 Wrestling (Boys)

Spring Sport (List Total Number of Participation Responses)

<u>86</u>	Baseball (Boys)
<u>91</u>	Fast Pitch Softball (Girls)
<u>95</u>	Slow Pitch Softball (Girls)
<u>77</u>	Tennis (Girls)
<u>29</u>	Tennis (Boys)
<u>50</u>	Track (Girls)
<u>83</u>	Track (Boys)

Other Sports (From Student Survey T-61 Question 10)

Name of Sport	Number of Students Interested In Participating
<u>Archery</u>	<u>1</u>
<u>LaCrosse</u>	<u>29</u>
<u>Paintball</u>	<u>12</u>
<u>Boxing</u>	<u>12</u>
<u>Ice Hockey</u>	<u>7</u>
_____	_____
_____	_____
_____	_____

Number of Students who participate in Intramural Sports.  
(From Student Survey T-61 Question 5)

Sport	Number
<u>Powder Puff</u>	<u>11</u>
<u>Bowling</u>	<u>8</u>
<u>Soccer</u>	<u>10</u>
_____	_____
_____	_____
_____	_____

List Intramural Sports students are interested in adding:  
(From Student Survey T-61 Question 6)

Sport	Number
<u>LaCrosse 18</u>	<u>Rugby 2</u>
<u>BASKETball 16</u>	<u>Bowling 3</u>
<u>Slow Pitch 13</u>	<u>Table Tennis 2</u>
<u>Gymnastics 4</u>	_____
<u>Volleyball 7</u>	_____
<u>Boxing 5</u>	_____

Participation in Non-School Sports Activities  
(From Student Survey T-61 Question 7)

<u>Sport</u>	<u>Number</u>
Skateboarding	10
Indoor Soccer	8

Reasons for not participating in interscholastic athletics.  
(From Survey Question 8)

<u>Response</u>	<u>Number</u>
32 I prefer other activities such as band, chorus, etc.	32
286 I don't have time	286
69 The practice schedules and game times are inconvenient	69
46 The sport I like isn't offered	46
25 It's too expensive	25
29 I prefer to participate in club or intramural sports	29
215 Working	215
130 Other	130

Student Suggestions to encourage participation

---



---



---



---



---

David A. Johnson  
Principal's Signature

4/12/04  
Date

**EXTRA SERVICE PAY SCHEDULE 2003-04**

**ATHLETIC AND RELATED ACTIVITIES IN SENIOR HIGH SCHOOLS**

TITLE		STEP 0	STEP 1	STEP 2	STEP 3	STEP 4
Athletic Director		3926	4539	5153	5766	6380
Head Football		3272	3783	4294	4805	5316
Head Basketball (1)		3272	3783	4294	4805	5316
Asst. Football		1963	2270	2576	2883	3190
JV Basketball (1)		1963	2270	2576	2883	3190
Track (1)		1963	2270	2576	2883	3190
Baseball		1963	2270	2576	2883	3190
Softball		1963	2270	2576	2883	3190
Wrestling		1963	2270	2576	2883	3190
Volleyball		1963	2270	2576	2883	3190
Cheerleaders		1963	2270	2576	2883	3190
JROTC Rifle Team		1963	2270	2576	2883	3190
Sch Tech Coordinator		1963	2270	2576	2883	3190
Drill Corps		1636	1895	2147	2403	2658
Cross Country (1)		1636	1895	2147	2403	2658
Field Hockey		1636	1895	2147	2403	2658
Soccer (1)		1636	1895	2147	2403	2658
Tennis (1)		1636	1895	2147	2403	2658
JV Volleyball		1309	1513	1718	1922	2127
Golf (1)		1309	1513	1718	1922	2127
Swimming		1309	1513	1718	1922	2127
Chess Sponsor		1309	1513	1718	1922	2127
ROTC Drill Team		1309	1513	1718	1922	2127
Asst. Wrestling (2)	26	1309	1513	1718	1922	2127
Asst. Field Hockey (2)	JV SCH	1309	1513	1718	1922	2127
Asst. Track (1)(2)	32	981	1135	1288	1441	1595
Asst. Soccer (1)(2)	JV SCH	981	1135	1288	1441	1595
Freshman Basketball (1)		981	1135	1288	1441	1595
Freshman Football		981	1135	1288	1441	1595

**ASSISTANT ATHLETIC DIRECTOR'S (GAME MANAGERS)**

TITLE	STEP 0	STEP 1	STEP 2	STEP 3	STEP 4
Assistant Athletic Director	1700	2000	2300	2600	3000

Schools will be required to pay the listed Board approved scale. However, step progression is not mandatory.

**SCHOOL FUNDED SPORT/SUPPORT POSITIONS**

TITLE	STEP 0	STEP 1	STEP 2	STEP 3	STEP 4
SCHOOL FUNDED SPORT/SUPPORT	200	500	800	1100	1400

Schools will be required to pay the listed Board approved scale. However, step progression is not mandatory.

**OTHER ACTIVITIES IN SENIOR HIGH SCHOOLS AND \*YPAS**

Title	STEP 0	STEP 1	STEP 2	STEP 3	STEP 4
Band Director	2944	3405	3864	4325	4785
Academic Competition Coordinator	1963	2270	2576	2883	3190
Asst Band Director	1309	1513	1718	1922	2127
*Choral Director	1309	1513	1718	1922	2127
Newspaper Sponsor	1309	1513	1718	1922	2127
Yearbook Sponsor	1309	1513	1718	1922	2127
*Drama Sponsor	1309	1513	1718	1922	2127
Speech and Debate	1309	1513	1718	1922	2127
*Instrumental Band Dir	1309	1513	1718	1922	2127
*Instrumental Strings Dir	1309	1513	1718	1922	2127
Orchestra (Concert) Dir	1309	1513	1718	1922	2127
Quick Recall Sponsor	1309	1513	1718	1922	2127
**JV Quick Recall Sponsor	500				
**Future Problem Solving Sponsor	318				

Band Director: Out of County Band Camp \$80.00 per day, Maximum 7 days

**ATHLETIC AND RELATED ACTIVITIES IN MIDDLE SCHOOLS**

TITLE	STEP 0	STEP 1	STEP 2	STEP 3	STEP 4
School Tech Coordinator	1636	1895	2147	2403	2658
Basketball (1)	981	1135	1288	1441	1595
Academic Competition Coordinator	981	1135	1288	1441	1595
Cheerleaders	654	756	859	961	1063
Drill Corps	327	378	429	481	532
Quick Recall	327	378	429	481	532
Future Problem Solving	327	378	429	481	532
Activities Sponsor	327	378	429	481	532

**ACTIVITIES IN ELEMENTARY SCHOOLS**

TITLE	STEP 0	STEP 1	STEP 2	STEP 3	STEP 4
School Tech Coordinator	1309	1513	1718	1922	2127

(1) Increment times 1.5 is paid to a person who coaches both teams.

② Increment is for teams which meet approved participation levels.

■ Increment is for 100 or more members of marching band.

\*\* Paid by the Academic Competition Department and not subject to step increases.

At Pleasure Ridge Park High School we have never budgeted on a sport by sport basis. We have always felt it is our duty to provide good quality uniforms and all of the basic equipment necessary to run all of our programs in the best way we can. We do not buy clothing or equipment that is kept by our student athletes. The teams are required to fund raise for things that might be considered "luxury" items.

Uniforms have gotten so expensive that we try to stagger their purchase. This year we purchased uniforms for boys and girls track, baseball and girls tennis. We also expanded our girls fast pitch uniforms because of increased numbers. Next year we will look at some of the other sports.

**The Athletic Department Provides the following:**

The cost of officials and workers for all home contests.

Uniforms for all teams. If athletes keep their uniforms, they are required to pay for them. ( Golf, Swimming, Tennis )

Supply facilities and equipment for the safe operation of contests.

Transportation to all away contests for all teams except:

- Boys and Girls Cross Country
- Boys and Girls Golf
- Boys and Girls Swimming
- ( use private transportation )

Pay entry fees for invitational tournaments for the following teams:

- Boys and Girls Cross Country
- Boys and Girls Golf
- Volleyball

Pleasure Ridge Park High School  
Boy's Basketball 2003-2004

Dec	5	Shawnee	H	7:30
	6	Marshall Co. Hoops Fest	A	5:30
	9	Desales	H	7:30
	12	Southern	H	7:30
	13	Bourbon Co. Classic	A	3:00
	16	Central	A	7:30
	19	Bryan Station Classic	A	TBA
	26-30	Hooters Holiday Classic	A	TBA
Jan	9	Western	A	7:30
	13-17	LIT	A	TBA
	23	Butler	A	7:30
	27	Atherton	H	7:30
	31	Panther Classic	H	7:15
Feb	3	Seneca	H	6:00
	6	Valley	H	7:30
	13	Fairdale	A	7:30
	17	Holy Cross	A	7:30
	20	Iroquois	A	7:30
	24	Beth Haven	H	7:30
	27	Doss	H	6:00
Mar	2-6	District		
	8-13	Region		
	17-20	Sweet Sixteen State Tournament		

Pleasure Ridge Park High School  
Girl's Basketball 2003-2004

Dec	9	Pres	H	6:00
	13	Ohio Bash	A	TBA
	16	Central	A	6:00
	18-22	Male Holiday	A	TBA
	27-30	Sweet South Classic	A	TBA
Jan	5	Shelby Co	A	7:30
	9	Western	A	6:00
	13	Jeffersontown	H	7:30
	15	Ballard	A	7:30
	16	Southern	H	6:00
	20	Male	A	7:30
	23	Butler	A	6:00
	24	KY Preps Plus	A	10:00
	27-31	LIT	A	TBA
Feb	3	Seneca	H	7:30
	6	Valley	H	6:00
	10	Eastern	A	7:30
	13	Fairdale	A	6:00
	17	Holy Cross	A	6:00
	20	Iroquois	A	6:00
	27	Doss	H	7:30
Mar	2-6	District		
	8-16	Regional		
	17-20	Sweet Sixteen		

Pleasure Ridge Park High School  
2003-2004 Boys JV Basketball

Dec	5	Shawnee	H	5:00
	8	Desales	A	7:15
	12	Southern	H	5:00
	15	Central	H	5:00
Jan	8	Western	H	5:00
	22	Butler	H	5:00
	27	Atherton	H	5:00
Feb	2	Seneca	A	5:00
	5	Valley	A	TBA
	12	Fairdale	H	5:00
	16	Holy Cross	H	5:00
	19	Iroquois	H	5:00
	26	Doss	A	6:00

Pleasure Ridge Park High School  
2003-2004 Girls JV Basketball

Dec	8	Pres	A	7:30
	15	Central	H	5:00
	17	Bullitt Cen	H	7:00
Jan	5	Shelby Co	A	5:00
	8	Western	H	5:00
	15	Ballard	A	6:00
	20	Male	A	6:00
	22	Butler	H	6:00
Feb	2	Seneca	A	5:00
	5	Valley	A	TBA
	10	Eastern	A	6:00
	12	Fairdale	H	5:00
	16	Holy Cross	H	6:00
	19	Iroquois	H	5:00
	26	Doss	A	7:30

\* Both Boys & Girls split prime time 7:30  
game times - 2 each



2003-2004

**BUDGETED AND ACTUAL EXPENDITURES - PROGRAM COMPARISON CHART**  
**TO INCLUDE BOOSTER CLUB FUNDING**

	equipment and supplies		travel		awards		coaches' salaries (to include supplemental and extended employment)		facilities improvements		publications (if sport-specific)	
	B	E	B	E	B	E	B	E	B	E	B	E
G basketball	N/A	6700 <sup>00</sup>	N/A	1320 <sup>00</sup>	N/A	N/A	*Sec	5766 <sup>00</sup>	N/A	300 <sup>00</sup>	N/A	N/A
B basketball	*	11850 <sup>00</sup>		1140 <sup>00</sup>			Attached	6380 <sup>00</sup>		300 <sup>00</sup>		
G softball	*	5100 <sup>00</sup>		1080 <sup>00</sup>			EXTRA SERVICE	2576 <sup>00</sup>		8715 <sup>00</sup>		
B baseball		3648 <sup>00</sup>		560 <sup>00</sup>			Schedule	3190 <sup>00</sup>		4400 <sup>00</sup>		
G cross country		970 <sup>00</sup>		N/A				2658 <sup>00</sup>		Ø		
B cross country		970 <sup>00</sup>		N/A				2658 <sup>00</sup>		Ø		
G golf		485 <sup>00</sup>		N/A				2127 <sup>00</sup>		Ø		
B golf		360 <sup>00</sup>		N/A				2127 <sup>00</sup>		Ø		
G soccer		1125 <sup>00</sup>		420 <sup>00</sup>				1636 <sup>00</sup>		5356 <sup>00</sup>		
B soccer		780 <sup>00</sup>		420 <sup>00</sup>				2147 <sup>00</sup>		5356 <sup>00</sup>		
G swimming		745 <sup>00</sup>		N/A				1513 <sup>00</sup>		Ø		
B swimming		745 <sup>00</sup>		N/A				1513 <sup>00</sup>		Ø		

006.00 Girl  
54.00  
132 boys  
132

1. Budget and expenditures on this 2003-2004 year report due by April 15, 2004, should reflect the total monies budgeted and spent for the entire year of 2002-2003 ending June 30, 2003. \* STATE TOURNAMENT EXPENSES INCLUDED

2. "B" is for budgeted dollar amounts and "E" is for actual dollar expenditures.

3. Booster Club Funding/Contributions must be included in the expenditures total. 97136.00 % for boys 49.98 % for girls 50.02

4. Indicate percentage of total expenditures for each gender: Total Expenditures \$ 97136.00

48,544 48,592 totals T35

Date: 4/15/04

Principal's Signature: *David A. Spurr*  
Copyright 1999, Good Sports, Inc., Title IX and Gender Equity Specialists. All rights reserved.

2003-2004

**BUDGETED AND ACTUAL EXPENDITURES - PROGRAM COMPARISON CHART 2  
TO INCLUDE BOOSTER CLUB FUNDING**


KHSAA  
Form T36  
REV. 8/03

Teams	equipment and supplies		travel		awards		coaches' salaries (to include supplemental and extended employment)		facilities improvements		publications (if sport-specific)	
	B	E	B	E	B	E	B	E	B	E	B	E
G track	N/A	2120 <sup>00</sup>	N/A	360 <sup>00</sup>	N/A	N/A	*See	3190 <sup>00</sup>	N/A	850 <sup>00</sup>	N/A	N/A
B track		2120 <sup>00</sup>		360 <sup>00</sup>			Attached	2270 <sup>00</sup>		850 <sup>00</sup>		
G tennis		650 <sup>00</sup>		N/A			EXTRA SERVICE	1636 <sup>00</sup>		Ø		
B tennis		450 <sup>00</sup>		N/A			Schedule	1636 <sup>00</sup>		Ø		
G volleyball		1620 <sup>00</sup>		660 <sup>00</sup>				1963 <sup>00</sup>		Ø		
B wrestling	*	2956 <sup>00</sup>		720 <sup>00</sup>				2576 <sup>00</sup>	*	Ø		
G (list sport)		Ø		N/A				N/A		Ø		
B (football)		22,831 <sup>00</sup>		1600 <sup>00</sup>				5316 <sup>00</sup>		1585 <sup>00</sup>		
G (list sport)		Ø		N/A				N/A		Ø		
B (list sport)	✓	Ø	✓	N/A	✓	✓		N/A	✓	Ø	✓	✓

\* STATE Tournament Expenses included  
 1. Budget and expenditures on this 2003-2004 year report due by April 15, 2004, should reflect the total monies budgeted and spent for the entire year of 2002-2003 ending June 30, 2003.  
 2. "B" is for budgeted dollar amounts and "E" is for actual dollar expenditures.  
 3. Booster Club Funding/Contributions must be included in the expenditures total.  
 4. Indicate percentage of total expenditures for each gender: Total Expenditures \$ 58319 % for boys 77.62 % for girls 22.38  
 45270 Totals  
 13049 Totals  
 7/12/04 Date: % boys 60.34 % girls 39.66 Totals  
 93814 Totals  
 61541 Totals

Principal's Signature: David A. Johnson

Total Exp. 155455<sup>00</sup>  
 Total Exp. 39667 Totals  
 135/36



**MEMORANDUM**

TO: KHSAA Member School Superintendents, Principals, and Athletic Directors

FROM: Brigid L. DeVries, Commissioner  
Larry Boucher, Executive Assistant Commissioner

DATE: April 30, 2004

RE: 2004 Title IX Forms Submission

School	Pleasure Ridge Park High School	Reviewed by	Phyllis Catlett
--------	---------------------------------	-------------	-----------------

The following is a status report regarding the required 2003 - 2004 Title IX submission of forms due in to the KHSAA office by April 15, 2004. Appropriate audit personnel have reviewed these forms and the following is a summary of this review.

I. Checklist of Forms properly submitted in a satisfactory manner:

✓	GE 19 (Annual Verification)		T-36 (Budget Expenses)
✓	T-1 (Summary Program Chart 1)	✓	T-41 (Checklist - Overall Interscholastic Program)
✓	T-2 (Summary Program Chart 2)	✓	T-60 (Corrective Action Plan)
✓	T-3 (Summary Program Chart 3)	✓	T-63 (Interscholastic Survey Results)
✓	T-4 (Summary Program Chart 4)	✓	T-68 (Five Year Summary)
	T-35 (Budget Expenses)		

II. Status

A.		2003 - 2004 Forms are satisfactory and no further information or action is necessary at this time.
B.	✓	Errors have been noted with respect to the following forms: <ul style="list-style-type: none"> <li>Forms T-35 &amp; T-36; These budgetary forms are incomplete. The total expenditures of the program were not given. Resubmit Forms T-35 &amp; T-36 no later than <b>June 15, 2004</b> with requested information.</li> </ul>
C.		The following forms were omitted and must be submitted by school representatives:
D.	✓	Other Recommendation and Comments: <ul style="list-style-type: none"> <li>It is recommended that students in grade 12 not be surveyed.</li> <li>The percentage of returned surveys was 73%.</li> </ul>

T-35 & 36 have been completed & revised