




Kentucky High School Athletic Association

2280 Executive Drive ° Lexington, KY 40505 ° www.khsaa.org ° (859)299-5472 (859)293-5999 (fax)

MEMORANDUM

To: Superintendent, Principal, and Athletic Director
Williamsburg High School

From: Brigid L. DeVries, Commissioner
Larry Boucher, Assistant Commissioner 


Date: July 13, 2004

Subject: 2003-2004 Title IX Annual Report Forms Submission

Enclosed please find a copy of Form T-65, The 2003-2004 Title IX Annual Report Forms Checklist. In addition, you may find an attachment with corrected copies of the forms submitted by your school personnel. Please review this information so the forms can be completed accurately in the future.

Also, KHSAA Audit Staff may have requested a re-submission of some of the 2003-2004 Annual Report Forms or need additional information on your athletic programs. Please submit this information by the date requested if this is applicable. Copies and all KHSAA Title IX documents must be kept current and included in your permanent Title IX File at the school. All documents are subject to Open Records Requests.

Should you need any further information, please do not hesitate to call anytime.



MEMORANDUM

TO: KHSAA Member School Superintendents, Principals, and Athletic Directors

FROM: Brigid L. DeVries, Commissioner
Larry Boucher, Assistant Commissioner

DATE: July 13, 2004

RE: 2004 Title IX Forms Submission

School	Williamsburg High School	Reviewed by	Phyllis Catlett
--------	--------------------------	-------------	-----------------

The following is a status report regarding the required 2003 - 2004 Title IX submission of forms due in to the KHSAA office by April 15, 2004. Appropriate audit personnel have reviewed these forms and the following is a summary of this review.

I. Checklist of Forms properly submitted in a satisfactory manner:

✓	GE 19 (Annual Verification)	✓	T-36 (Budget Expenses)
✓	T-1 (Summary Program Chart 1)	✓	T-41 (Checklist – Overall Interscholastic Program)
✓	T-2 (Summary Program Chart 2)		T-60 (Corrective Action Plan)
	T-3 (Summary Program Chart 3)	✓	T-63 (Interscholastic Survey Results))
✓	T-4 (Summary Program Chart 4)	✓	T-68 (Five Year Summary)
✓	T-35 (Budget Expenses)		

II. Status

A.		2003 – 2004 Forms are satisfactory and no further information or action is necessary at this time.
B.	✓	Errors have been noted with respect to the following forms: <ul style="list-style-type: none"> Form T-3 A corrected copy of this form has been returned to you for placement in your permanent Title IX file to ensure proper submission in the future.
C.		The following forms were omitted and must be submitted by school representatives:
D.	✓	Other Recommendation and Comments: <ul style="list-style-type: none"> Students in grade 12 should not be surveyed. The survey shows a significant interest in volleyball, however, this is not reflected on test three. The Gender Equity Review Committee should investigate this interest and its feasibility in the girls' program. The purchasing of mats for cheerleading should not be included in the report; cheerleading is not a sanctioned sport and should not be part of this report (see Form T-68). The school submitted Form T-60 (Corrective Action Plan) noting that there were no corrections needed. Noting that the KHSAA had sent the school a letter regarding "prime time" scheduling for girls' basketball, it was noted by the auditor that this was not mentioned on the Corrective Action Plan as an item the school was working to improve. In reviewing the 2002-2003 Corrective Action Plan, school personnel stated that they were adding volleyball in three-year intervals; the follow-up of the progress was not mentioned on the 2003-2004 Corrective Action Plan as well as other items mentioned on the plan. School personnel are requested to review this matter and resubmit Form T-60 to the KHSAA no later than July 30, 2004.

		<ul style="list-style-type: none">▪ After reviewing the resubmitted copies of Forms T-35 & T-36, according to the expenditures submitted by school personnel, it appears that approximately \$100 more is spent per athlete in the boys' athletic program. This matter should be discussed and reviewed by school administration and the Title IX Gender Equity Review Committee.▪ It was also noted that the exact amount of monies budgeted was the exact amount spent in each sport. The auditor found that to be somewhat unusual.
--	--	---

2003-2004
ACCOMMODATION OF INTERESTS AND ABILITIES
SUMMARY PROGRAM CHART 3

KHSAA
Form T3
Rev. 8/03

Participation Opportunities Test Three

FOR ANY QUESTION ANSWERED "YES" IDENTIFY THE RESPECTIVE SPORT(S).

	GIRLS (Yes / No)		BOYS (Yes / No)
1. For a sport not currently played at the interscholastic level (varsity, junior varsity, or freshman) in your school, is there an intramural team offered for that sport?	NO		NO
2. For a sport <u>not</u> currently offered in your interscholastic athletics program, is there sufficient interest to form a viable interscholastic team based on participation on an intramural team or community recreation teams?	NO		NO
3. For a sport <u>not</u> currently offered, is there sufficient interest to form a viable interscholastic team based on student responses from the interscholastic survey?	NO <i>25</i>		NO
4. For a sport currently offered at the varsity level only, is there sufficient interest to form a viable team for a junior varsity, or freshman team that is not currently offered?	NO		NO
5. For a sport currently offered at the junior varsity or freshman level is there sufficient interest to form a varsity team not currently offered?	NO		NO
6. If you answered YES to question (1), (2), (3), (4), or (5), are there enough high schools in your geographic area offering the sport (at the appropriate level) to allow for the development of a reasonable schedule of competition?	NO		NO

Principal's Signature: *Jan Fackler* Date: *6-30-04*



**2003-2004 KENTUCKY HIGH SCHOOL ATHLETIC ASSOCIATION
ANNUAL VERIFICATION OF TITLE IX PROCEDURES**
(To be submitted by April 15, 2004 along with other required forms)

The Williamsburg High School, Williamsburg, Kentucky
(Name of High School) (City)

certifies to the Kentucky High School Athletic Association that the following is an accurate and true representation of the facts surrounding compliance with 20 U.S.C. Sections 1681-1688, et. Seq. (also known as Title IX)

I certify the following provisions in accordance with records at the school contained in the permanent Title IX file, and to the best of my knowledge have completed the following tasks. (All boxes must be checked)

- ☒ Established a gender equity committee at the high school. (list committee personnel and provide attachment if necessary)

Name	Address	Phone	Title
See Attachment			

- ☒ Scheduled a minimum of three meetings during the 2003-2004 school year on the following dates:

Sept. 10, 2003

Dec. 10, 2003

April 10, 2004

- ☒ Designated the following person(s) as the Title IX coordinator for the school:

<u>Alice Bryant</u>	<u>DPP</u>	<u>1000 Main Street</u>	<u>549-6044</u>
Name	Title	Address	Phone

- ☒ School personnel are continuing to make periodic reviews of the boys and girls athletics program reflected in the Corrective Action Plan.

- ☒ In addition to the above information, the above referenced school maintains a complete permanent file relative to Title IX records including copies of the self-assessment audit, all corrective action plans, and other related materials.

Jamie Faulkner
Principal's Signature

James W. Boyd
Superintendent Signature

6-30-04, 20
Date

[Signature]
School Board Chairpersons' Signature

(Send original copy to KHSAA - Maintain duplicate in Title IX school folder)

EQUITY COMMITTEE
2003-2004

Alice Bryant, Chairman
Tom Faulkner, Principal
Joy Mack, Asst. Principal
Susan Norton, Counselor
Dennis Byrd, Superintendent
John Jeffries, School Board Member
Jim Rains, Girls' Basketball Coach
Mike Maxey, Boys' Basketball Coach
Ola Croley, Parent
Sharon Apple, Teacher-Parent
Andy Greer, 11th Grade Student
Brenda Woods, 11th Grade Student
Beth Gibbs, 11th Grade Student

2003-2004
ACCOMMODATION OF INTERESTS AND ABILITIES
SUMMARY PROGRAM CHART 1

KHSAA
Form T1
Rev. 8/03

Participation Opportunities Test One

		(Column 1)	(Column 2)	(Column 3)	(Column 4)
	Program	Enrollment	Percentage of Total Enrollment	Number of Interscholastic Participants (double and triple count)	Percentage of Total Participation
Row 1	GIRLS	115	48.3	80	49
Row 2	BOYS	123	51.7	84	51
Row 3	Totals	238	100%	164	100%

Instructions:

*Number of 8th grade students & below used in Column 3 and Column 4 calculations if applicable: _____

- 1) Determine the total number of girls enrolled, (place in Row 1, Column 1). Determine the total number of boys enrolled, (place in Row 2, Column 1).
- 2) Add the total number of girls and boys enrolled to determine total enrollment, (place in Row 3, Column 1).
- 3) Calculate the percentage of total enrollment that is female. (Divide Row 1, Column 1 by row 3, Column 1 and place in Row 1, Column 2.) Calculate the percentage of total enrollment that is male. (Divide Row 2, Column 1 by Row 3, Column 1 and place in Row 2, Column 2.) Note: Row 1, Column 2 plus Row 2, Column 2 should total 100%.
- 4) Ask the head coaches to review the most updated eligibility or squad lists for their teams. Ask coaches to confirm the names of those individuals who are on the team as of the first **date of competition**, and cross out the names of those who were cut from the team or quit the team prior to the first competitive event. Determine the total number of interscholastic athletics participants that are girls, (and place in Row 1, Column 3). In order to determine the total number of athletics participants, an individual should be counted each time he or she participates on a team. For example, if Jane Doe competes on the varsity volleyball team, the junior varsity volleyball team, the junior varsity basketball team, and the varsity softball team, she should be counted as four participants (**do not include club or intramural sports participants, cheerleaders, dance teams, or pom squads**). Calculate the same way for boys and girls. * In addition, should 8th grade students and below play on a Freshman, Junior Varsity, or Varsity team, they should also be counted for each team and sport on which they participate. If applicable, please asterisk the above notation as to how many 8th grade students & below are included in the totals. Using the same procedure, determine the total number of interscholastic athletic participants that are boys, (and place in Row 2, Column 3). Add Row 1, Column 3 plus Row 2, Column 3 to get total participants and place in Row 3, Column 3.
- 5) Calculate the percentage of female participation. (Row 1, Column 3 divided by Row 3, Column 3 and place in Row 1, Column 4.) Calculate the percentage of male participation. (Row 2, Column 3 divided by Row 3, Column 3 and place in Row 2, Column 4.) Note: Row 1, Column 4 plus Row 2, Column 4 should total 100%.

Note: While being within three percent is not a formal compliance standard; if the percent listed in Row 1, Column 4 is within 3% of Row 1, Column 2, then it provides a good target within which compliance is likely.

Principal's Signature: Tom Faulkner Date: 6-30-04

ACCOMMODATION OF INTERESTS AND ABILITIES

SUMMARY PROGRAM CHART 2

Participation Opportunities Test Two

		Column 1	Column 2	Column 3	Column 4	Column 5
Program		Number of Teams Currently Offered	Number of Participants	Number of Teams Added in Last Five Years	Number of Participants Added in Last Five Years	Percent of Total Participation By Sex Added in Last 5 Years
GIRLS	Row 1	varsity:	4	50	0	12
	Row 2	j.v.:	3	20	0	15
	Row 3	frosh:		10	2	0
	Row 4	total:	7	80	2	27
BOYS	Row 5	varsity:	6	60	0	10
	Row 6	j.v.:	5	24	0	15
	Row 7	frosh:	0	0	4	0
	Row 8	total:	10	84	4	25

- 1) For Column 1, list the number of interscholastic teams offered for girls and boys at each competitive level (varsity, junior varsity, and freshman). For girls, total each of the entries in Rows 1, 2, and 3 into Row 4. For boys, total Rows 5, 6, and 7 into Row 8.
- 2) For Column 2, list the number of participants at each level. For girls, total each of the entries in Rows 1, 2, and 3 into Row 4. For boys, total Rows 5, 6, and 7 into Row 8. **Note:** The totals in Row 4 for girls and in Row 8 for boys must be the same as the totals in Form T-1, Column 3, Rows 1 and 2 respectively.
- 3) For Column 3, list the number of interscholastic teams that have been added in the last five years at each competitive level. Count each team added during the 5 year period only one time. e.g. Girl's junior varsity soccer was added 3 years ago, count the team only once, not 3 times. For girls, total the entries in Rows 1, 2, and 3 into Row 4. For boys, total Rows 5, 6, and 7 into Row 8.
- 4) For Column 4, list the number of participants that are currently on each level of the teams that were added in the last five years. If a team was added previously but no longer exists, there are no current participants to be added for that team. For girls, total the entries in Rows 1, 2, and 3 into Row 4. For boys, total Rows 5, 6, and 7 into Row 8.
- 5) For Column 5, calculate the percentage of participants that have been added in the last five years. For girls, take the number in Column 4, Row 4 and divide by the number in Column 2, Row 4. For boys, take the number in Column 4, Row 8 and divide it by the number in Column 2, Row 8.

Note: If the percentage of current participants added in the last five years is 25% or greater, compliance with test two may be possible. If less than 25%, then compliance with test three should be analyzed. **CAUTION:** 25% is not a formal compliance standard.

Principal's Signature: Tom Fauth Date: 6-30-04

2003-2004
ACCOMMODATION OF INTERESTS AND ABILITIES
SUMMARY PROGRAM CHART 3

KHSAA
Form T3
Rev. 8/03

Participation Opportunities Test Three

FOR ANY QUESTION ANSWERED "YES" IDENTIFY THE RESPECTIVE SPORT(S).

	GIRLS (Yes / No)		BOYS (Yes / No)
1. For a sport not currently played at the interscholastic level (varsity, junior varsity, or freshman) in your school, is there an intramural team offered for that sport?	NO		NO
2. For a sport <u>not</u> currently offered in your interscholastic athletics program, is there sufficient interest to form a viable interscholastic team based on participation on an intramural team or community recreation teams?	NO		NO
3. For a sport <u>not</u> currently offered, is there sufficient interest to form a viable interscholastic team based on student responses from the interscholastic survey?	NO YES		NO
4. For a sport currently offered at the varsity level only, is there sufficient interest to form a viable team for a junior varsity, or freshman team that is not currently offered?	NO		NO
5. For a sport currently offered at the junior varsity or freshman level is there sufficient interest to form a varsity team not currently offered?	NO		NO
6. If you answered YES to question (1), (2), (3), (4), or (5), are there enough high schools in your geographic area offering the sport (at the appropriate level) to allow for the development of a reasonable schedule of competition?	NO		NO

Principal's Signature: Tom Faulkner Date: 6-30-04

2003-2004
ACCOMODATION OF INTERESTS AND ABILITIES
SUMMARY PROGRAM CHART 4

Levels of Competition Test One

		Column 1	Column 2	Column 3
Girls	Team Levels	Number of Teams Currently Offered	Number of Participants	Percentage of Participants at Each Level
Row 1	varsity:	4	50	62.5
Row 2	j.v.:	4	30	37.5
Row 3	frosh:			
Row 4	total:		80	100%
Boys				
Row 5	varsity:	5	60	71.4
Row 6	j.v.:	5	24	28.6
Row 7	frosh:	0	0	
Row 8	total:		84	100%

- 1) Column 1, list the number of interscholastic teams offered for girls and boys at each competitive level; varsity, junior varsity, and freshman. (Refer to Form T-2, Accommodation of Interests and Abilities, Summary Program Chart 2, Column 1.)
- 2) For Column 2, list the number of participants at each level. For girls, total the entries in Rows 1, 2, and 3 into Row 4. For boys, total the entries in Rows 5, 6, and 7 into Row 8. (Refer to Form T-2, Accommodation of Interests and Abilities, Summary Program Chart 2, Column 2.)
- 3) For Column 3, calculate the percentage of female and male participants at each level.
For girls' varsity, junior varsity, and frosh, respectively:
 - Divide Column 2, Row 1 by Column 2, Row 4, and place the percentage in Column 3, Row 1.
 - Divide Column 2, Row 2 by Column 2, Row 4, and place the percentage in Column 3, Row 2.
 - Divide Column 2, Row 3 by Column 2, Row 4, and place the percentage in Column 3, Row 3.
 For boys' varsity, junior varsity, and frosh, respectively:
 - Divide Column 2, Row 5 by Column 2, Row 8, and place the percentage in Column 3, Row 5.
 - Divide Column 2, Row 6 by Column 2, Row 8, and place the percentage in Column 3, Row 6.
 - Divide Column 2, Row 7 by Column 2, Row 8, and place the percentage in Column 3, Row 7.

Principal's Signature: Jan J. Smith Date: 6-30-04

BUDGETED AND ACTUAL EXPENDITURES - PROGRAM COMPARISON CHART

TO INCLUDE BOOSTER CLUB FUNDING

	equipment and supplies		travel		awards		coaches' salaries (to include supplemental and extended employment)		facilities improvements		publications (if sport-specific)	
	B	E	B	E	B	E	B	E	B	E	B	E
G basketball	3,750	3,750										
B basketball	3,750	3,750										
G softball	2,000	2,000										
B baseball	2,000	2,000										
G cross country	500	500										
B cross country	500	500										
G golf	-0-	750										
B golf	-0-	750										
G soccer	N/A	N/A										
B soccer	N/A	N/A										
G swimming	N/A	N/A										
B swimming	N/A	N/A										

1. Budget and expenditures on this 2003-2004 year report due by April 15, 2004, should reflect the total monies budgeted and spent for the entire year of 2002-2003 ending June 30, 2003.

2. "B" is for budgeted dollar amounts and "E" is for actual dollar expenditures.

3. Booster Club Funding/Contributions must be included in the expenditures total.

4. Indicate percentage of total expenditures for each gender: Total Expenditures \$ _____ % for boys _____ % for girls _____

Principal's Signature: Jim Fisher

Date: 6-30-04

2003-2004
BUDGETED AND ACTUAL EXPENDITURES - PROGRAM COMPARISON CHART 2
TO INCLUDE BOOSTER CLUB FUNDING

Teams	equipment and supplies		travel		awards		coaches' salaries (to include supplemental and extended employment)		facilities improvements		publications (if sport-specific)	
	B	E	B	E	B	E	B	E	B	E	B	E
G track	1,000	1,000										
B track	1,000	1,000										
G tennis	N/A											
B tennis	N/A											
G volleyball	N/A											
B wrestling	N/A											
G (list sport)	N/A											
B (football)	9,500	9,500										
G (list sport)	N/A											
B (list sport)	N/A											

- Budget and expenditures on this 2003-2004 year report due by April 15, 2004, should reflect the total monies budgeted and spent for the entire year of 2002-2003 ending June 30, 2003.
- "B" is for budgeted dollar amounts and "E" is for actual dollar expenditures.
- Booster Club Funding/Contributions must be included in the expenditures total.
- Indicate percentage of total expenditures for each gender: Total Expenditures \$ _____ % for boys _____ % for girls _____

Principal's Signature: *John Smith*

Date: 6-30-04

WILLIAMSBURG INDEPENDENT SCHOOL DISTRICT

2003-2004 SALARY SCHEDULE

SALARY SUPPLEMENTS

<u>POSITION</u>	<u>*RESPONSIBILITY FACTOR</u>	<u>SUPPLEMENT</u>
<i>ATHLETICS</i>		
1. Football		
A. Head Coach	0.2846	\$7,768
B. Chief Assistant Coach	0.0884	\$2,413
C. Assistant Coach (2)	0.0606	\$1,654
D. Assistant Coach (2)	0.0445	\$1,215
2. Boys' Basketball		
A. Head Coach	0.2846	\$7,768
B. Chief Assistant Coach	0.0884	\$2,413
C. Assistant Coach	0.0420	\$1,146
3. Girls' Basketball		
A. Head Coach	0.2846	\$7,768
B. Chief Assistant Coach	0.0884	\$2,413
C. Assistant Coach	0.0420	\$1,146
4. Baseball		
A. Head Coach	0.0569	\$1,553
B. Assistant Coach	0.0247	\$674
5. Softball		
A. Head Coach	0.0569	\$1,553
B. Assistant Coach	0.0247	\$674
6. Track		
A. Boys' Head Coach	0.0569	\$1,553
B. Girls' Head Coach	0.0569	\$1,553
7. Cross-Country		
A. Head Coach - Boys' and Girls'	0.0367	\$1,002
8. Cheerleading		
A. Boys' Varsity Head Coach	0.0569	\$1,553
B. Girls' Varsity Head Coach	0.0569	\$1,553
9. Training Room Coordinator	0.19072	\$5,206
10. Athletic Director	0.1145	\$3,124
11. Golf		
A. Head Coach - Boys and Girls	0.0367	\$1,002


***Rank III, 0 years experience on the teacher salary schedule times the responsibility factor equals the amount paid as a supplement.**

SPORT	MILAGE	DRIVERS' PAY
Football	1762	93 hrs. x \$7.00 per hr.
Girls Basketball	2645	181 hrs.
Boys Baseball	4275	314 hrs.
Boys Track	1722	124 hrs.
Girls Track	1313	126 hrs.
Girls Softball	1795	137 hrs.
Boys Basketball	3128	250 hrs.
Girls Golf	246	
Boys Golf	264	
Boys Cross Country	811	
Girls Cross Country	815	

2003-2004 KHSAA TITLE IX ATHLETICS AUDITKHSAA
Form T41
Rev. 8/03**Checklist - Overall Interscholastic Athletics Program**

Areas of Compliance	ADVANTAGE TO (Respond based on Internal Evaluation by checking the appropriate column.)		
	GIRLS' PROGRAM	BOYS' PROGRAM	NEITHER PROGRAM
OPPORTUNITIES			
Accommodation of Interest and Abilities			*
BENEFITS			
Equipment and Supplies			*
Scheduling of Games and Practice Time			*
Travel and Per Diem Allowances			*
Coaching			*
Locker Rooms, Practice and Competitive Facilities			*
Medical and Training Facilities and Services			*
Publicity			*
Support Services			*
Athletic Scholarships			NA
Tutoring			NA
Housing and Dining Facilities and Services			NA
Recruitment of Student Athletes			NA

Principal's Signature:



Date:

6-30-04

SCHOOL NAME

2003-2004

TITLE IX

CORRECTIVE ACTION PLAN

WILLIAMSBURG INDEPENDENT

KHSAA
Form T60
Rev. 8/03

To complete this form, indicate the intended area which needs corrective action, the suggested change and time table for implementation. You may copy this form as needed. Please attach corrective action plans along with audit forms and submit by April 15, 2004.

ITEM FOR CORRECTION	SUGGESTED CHANGE	TIME TABLE FOR CORRECTIVE ACTION
N/A		
N/A		
N/A		
N/A		
N/A		
N/A		
N/A		
N/A		

For all areas currently identified as items for correction, an intended corrective action explanation is needed.
THIS FORM SHALL BE TYPED.

Principal's Signature: John FenderDate: 6-30-04

2003-2004 INTERSCHOLASTIC ATHLETICS SURVEY

Summary of Student Responses

School Name	WILLIAMSBURG HIGH SCHOOL
School Enrollment	238
Date	3/15/04
Completed By	Bill Perkins (A.D.)

Instructions:

1. Summarize the Student Athletics Interest Surveys Form T-61 by listing the total number of responses on the line next to each sport.
2. Under the Other Category please provide a listing of the sports as well as the number of students who are interested in participating.
3. Please sign and date the Summary Form (T-63) and mail the Summary Form only to the KHSAA by April 15, 2004. Do not mail the student surveys (Form T-61). However, these Forms should be maintained in your files in the event they are requested subsequently.

238 Number of Surveys

198 Total Returned (*A minimum of 80% return is expected*)

8-12 Grades Surveyed

How Was The Survey Administered? English Classes

(e.g. was it given in all English classes, or all home rooms, or advisee/advisor?)

Fall Sports (List Total Number of Participation Responses)

5 Cross Country (Girls)
2 Cross Country (Boys)
3 Field Hockey (Girls)
34 Football (Boys)
7 Golf (Girls)
2 Golf (Boys)
14 Soccer (Girls) ✓
9 Soccer (Boys) ✓
39 Volleyball (Girls) ✓
1 Volleyball (Boys)

Winter Sport (List Total Number of Participation Responses)

29 Basketball (Girls)
32 Basketball (Boys)
18 Gymnastics (Girls)
6 Indoor Track (Girls)
13 Indoor Track (Boys)
10 Swimming & Diving (Girls) ✓
9 Swimming & Diving (Boys) ✓

Spring Sport (List Total Number of Participation Responses)

<u>27</u>	Baseball (Boys)
<u>23</u>	Fast Pitch Softball (Girls)
<u>5</u>	Slow Pitch Softball (Girls)
<u>22</u>	Tennis (Girls)
<u>9</u>	Tennis (Boys)
<u>14</u>	Track (Girls)
<u>18</u>	Track (Boys)

Other Sports (From Student Survey T-61 Question 10)

Name of Sport	Number of Students Interested In Participating
<u>Boys Soccer</u>	<u>9</u>
<u>Tennis</u>	<u>31</u>
<u>Volleyball</u>	<u>39</u>
<u> </u>	<u> </u>
<u> </u>	<u> </u>
<u> </u>	<u> </u>
<u> </u>	<u> </u>
<u> </u>	<u> </u>

Number of Students who participate in Intramural Sports.
(From Student Survey T-61 Question 5)

<u>Sport</u>	<u>Number</u>
<u>N/A</u>	<u> </u>
<u> </u>	<u> </u>
<u> </u>	<u> </u>
<u> </u>	<u> </u>
<u> </u>	<u> </u>
<u> </u>	<u> </u>

List Intramural Sports students are interested in adding:
(From Student Survey T-61 Question 6)

<u>Sport</u>	<u>Number</u>
<u>Basketball</u>	<u>6</u>
<u>Volleyball</u>	<u>6</u>
<u>Gymnastics</u>	<u>1</u>
<u> </u>	<u> </u>
<u> </u>	<u> </u>
<u> </u>	<u> </u>

Participation in Non-School Sports Activities (From Student Survey T-61 Question 7)

<u>Sport</u>	<u>Number</u>
Softball	15

Reasons for not participating in interscholastic athletics.
(From Survey Question 8)

Response	Number
<u>12</u> I prefer other activities such as band, chorus, etc.	
<u>16</u> I don't have time	
<u>4</u> The practice schedules and game times are inconvenient	
<u>9</u> The sport I like isn't offered	
<u>4</u> It's too expensive	
<u>0</u> I prefer to participate in club or intramural sports	
<u>10</u> Working	
<u>23</u> Other	

Student Suggestions to encourage participation

Practice During School

More Programs

Jan Janek
Principal's Signature

6-30-04
Date

201. 495-16

2003-2004

**BUDGETED AND ACTUAL EXPENDITURES - PROGRAM COMPARISON CHART
TO INCLUDE BOOSTER CLUB FUNDING**

CHSAA
Form 135
REV 8/03

	equipment and supplies		travel		awards		coaches' salaries (to include supplemental and extended employment)		facilities improvements		publications (if sport-specific)	
	B	E	B	E	B	E	B	E	B	E	B	E
G basketball	3,750	3,750										
B basketball	3,750	3,750										
G softball	2,000	2,000										
B baseball	2,000	2,000										
G cross country	500	500										
B cross country	500	500										
G golf	-0-	750										
B golf	-0-	750										
G soccer	N/A	750										
B soccer	N/A	N/A										
G swimming	N/A	N/A										
B swimming	N/A	N/A										

1. Budget and expenditures on this 2003-2004 year report due by April 15, 2004, should reflect the total monies budgeted and spent for the entire year of 2002-2003 ending June 30, 2003.
2. "B" is for budgeted dollar amounts and "E" is for actual dollar expenditures.
3. Booster Club Funding/Contributions must be included in the expenditures total.
4. Indicate percentage of total expenditures for each gender. Total Expenditures \$ 14,500

Principal's Signature:

[Signature]

Total Expenditures \$ 14,500

% for boys 69

% for girls 31

Date: 7-7-04

BUDGETED AND ACTUAL EXPENDITURES - PROGRAM COMPARISON CHART 2
2003-2004
TO INCLUDE BOOSTER CLUB FUNDING

KHSAA
 Form 136
 REV. 8/03

Teams	equipment and supplies		travel		awards		coaches' salaries (to include supplemental and extended employment)	facilities improvements		publications (if sport-specific)	
	B	E	B	E	B	E		B	E	B	E
G track	1,000	1,000									
B track											
G tennis	1,000	1,000									
B tennis	N/A										
G volleyball	N/A										
B wrestling	N/A										
G (list sport)	N/A										
B (football)	9,500	9,500									
G (list sport)	R/A										
B (list sport)	N/A										

1. Budget and expenditures on this 2003-2004 year report due by April 15, 2004, should reflect the total monies budgeted and spent for the entire year of 2002-2003 ending June 30, 2003.
2. "B" is for budgeted dollar amounts and "E" is for actual dollar expenditures.
3. Booster Club Funding/Contributions must be included in the expenditures total.
4. Indicate percentage of total expenditures for each gender. Total Expenditures \$

Principal's Signature: Dee R. Hall

% for boys

% for girls

Date:

7-7-04

SCHOOL NAME

WILLIAMSBURG INDEPENDENT

2003-2004

TITLE IX

CORRECTIVE ACTION PLAN

K12SAA
Form T60
Rev 8/03

To complete this form, indicate the intended area which needs corrective action, the suggested change and time table for implementation. You may copy this form as needed. Please attach corrective action plans along with audit forms and submit by April 15, 2004.

ITEM FOR CORRECTION	SUGGESTED CHANGE	TIME TABLE FOR CORRECTIVE ACTION
Girls Volleyball Team	To start a girls volleyball program	As student body interest increases and finances allow
Girls Basketball Schedule	To schedule girls ballgames after the boys games and on Friday & Sat. Nights	Ongoing process starting 2003-2004
*****Please find enclosed a	copy of the corrective action per your request *****	

For all areas currently identified as items for correction, an intended corrective action explanation is needed.
THIS FORM SHALL BE TYPED.

Principal's Signature: Tom Faulkner

Date: 7-16-04