



Kentucky High School Athletic Association

2280 Executive Drive ° Lexington, KY 40505 ° www.khsaa.org ° (859)299-5472 (859)293-5999 (fax)

MEMORANDUM

To: Superintendent, Principal, and Athletic Director
Boyle County High School

From: Brigid L. DeVries, Commissioner
Larry Boucher, Assistant Commissioner *LB*


Date: June 6, 2005

Subject: 2004-2005 Title IX Annual Report Forms Submission

Enclosed please find a copy of Form T-65, the 2004-2005 KHSAA Title IX Annual Report Submission Status Report. In addition, you may find an attachment with corrected copies of the forms submitted by your school personnel. Please review this information so the forms can be completed accurately in the future.

Also, KHSAA Audit Team Members may have requested resubmission of some of the 2004-2005 Annual Report Forms or need additional information on your athletic programs. Please submit this information by the date requested if this is applicable. Copies and all KHSAA Title IX documents must be kept current and included in your permanent Title IX File at the school. All documents are subject to Open Records Requests.

Should you need any further information, please do not hesitate to call anytime.



**KHSAA TITLE IX
ANNUAL REPORT SUBMISSION
STATUS REPORT
2004-2005**

KHSAA
Form T65
Revised 4/05

TO: KHSAA Member School Superintendents, Principals, and Athletic Directors

FROM: Brigid L. DeVries, Commissioner
Larry Boucher, Assistant Commissioner

DATE: June 6, 2005

School	Boyle County High School	Reviewed by	Fran Edwards
--------	--------------------------	-------------	--------------

The following is a status report regarding the required 2004 - 2005 Title IX Annual Report submission of forms due into the KHSAA office by April 15, 2005. Appropriate KHSAA Audit Team personnel have reviewed these forms and the following is a summary of this review.

I. Checklist of Forms properly submitted in a satisfactory manner:

✓	GE 19 (Annual Verification)	✓	T-35 (Budget Chart)
✓	T-1 (Summary Program Chart 1)	✓	T-36 (Budget Chart)
✓	T-2 (Summary Program Chart 2)	✓	T-41 (Checklist – Overall Interscholastic Program)
✓	T-3 (Summary Program Chart 3)	✓	T-60 (Corrective Action Plan)
✓	T-4 (Summary Program Chart 4)		

II. Status

A.	✓	2004 – 2005 Forms are satisfactory and no further information or action is necessary at this time.
B.		Errors have been noted with respect to the following forms:
C.		The following forms were omitted and must be submitted by school representatives:
D.		Other Recommendation and Comments:



**2004-2005 KENTUCKY HIGH SCHOOL ATHLETIC ASSOCIATION
ANNUAL VERIFICATION OF TITLE IX PROCEDURES
(To be submitted by April 15, 2005 along with other required forms)**

APR 29 2005

The Boyle County High School, Danville, Kentucky
(Name of High School) (City)

certifies to the Kentucky High School Athletic Association that the following is an accurate and true representation of the facts surrounding compliance with 20 U.S.C. Sections 1681-1688, et. Seq. (also known as Title IX)

I certify the following provisions in accordance with records at the school contained in the permanent Title IX file, and to the best of my knowledge have completed the following tasks (All boxes must be checked).

Established a gender equity committee at the high school. (list committee personnel and provide attachment if necessary)

Name	Address	Phone	Title
Jim Spears		(859)236-5047	Athletic Director
Pam Rogers		(859)236-6634	Superintendent
Elmer Thomas		(859)236-5047	Principal
Sharon Johnson		(859)236-7900	School Board Rep.
Brian Deem		(859)236-5047	Teacher/Coach
Megan Lankford		(859)236-5047	Student
Debbie Clark		(859)236-2231	Parent

Scheduled a minimum of three meetings during the 2004-2005 school year on the following dates:

February 23, 2005
March 9, 2005
April 27, 2005

Designated the following person(s) as the Title IX coordinator for the school:

Jim Spears AD/Title IX Coordinator 446 Quarry Rd. (859)583-0385
Name Title Address Phone
Danville, KY 40422

Designated the following person(s) as the Title IX coordinator for the district:

Jim Spears AD/Title IX Coordinator 446 Quarry Rd. (859)583-0385
Name Title Address Phone
Danville, KY 40422

School personnel are continuing to make periodic reviews of the boys' and girls' athletics program reflected in the Corrective Action Plan.

In addition to the above information, the above referenced school maintains a complete permanent file relative to Title IX records including copies of the self-assessment audit, all corrective action plans, and other related materials.

Elmer Thomas
Principal's Signature

4/27 2005
Date

Pam Rogers
Superintendent Signature

Sharon Johnson
School Board Chairpersons' Signature

(Send original copy to KHSAA - Maintain duplicate in Title IX school folder)

**ACCOMMODATION OF INTERESTS AND ABILITIES
SUMMARY PROGRAM CHART 2**

Participation Opportunities Test Two

			Column 1	Column 2	Column 3	Column 4	Column 5
Program			Number of Teams Currently Offered	Number of Participants	Number of Teams Added in Last Five Years	Number of Participants Added in Last Five Years	Percent of Total Participation By Sex Added in Last 5 Years
GIRLS	Row 1	varsity:	9	160			
	Row 2	j.v.:	8	86			
	Row 3	frosh:	2	11	1	6	
	Row 4	total:	19	257	1	6	2.9
BOYS	Row 5	varsity:	9	209			
	Row 6	j.v.:	8	95			
	Row 7	frosh:	2	19			
	Row 8	total:	19	323	0		0

- 1) For Column 1, list the number of interscholastic teams offered for girls and boys at each competitive level (varsity, junior varsity, and freshman). For girls, total each of the entries in Rows 1, 2, and 3 into Row 4. For boys, total Rows 5, 6, and 7 into Row 8.
- 2) For Column 2, list the number of participants at each level. For girls, total each of the entries in Rows 1, 2, and 3 into Row 4. For boys, total Rows 5, 6, and 7 into Row 8. **Note:** The totals in Row 4 for girls and in Row 8 for boys must be the same as the totals in Form T-1, Column 3, Rows 1 and 2 respectively.
- 3) For Column 3, list the number of interscholastic teams that have been added in the last five years at each competitive level. Count each team added during the 5 year period only one time. e.g. Girl's junior varsity soccer was added 3 years ago, count the team only once, not 3 times. For girls, total the entries in Rows 1, 2, and 3 into Row 4. For boys, total Rows 5, 6, and 7 into Row 8.
- 4) For Column 4, list the number of participants that are currently on each level of the teams that were added in the last five years. If a team was added previously but no longer exists, there are no current participants to be added for that team. For girls, total the entries in Rows 1, 2, and 3 into Row 4. For boys, total Rows 5, 6, and 7 into Row 8.
- 5) For Column 5, calculate the percentage of participants that have been added in the last five years. For girls, take the number in Column 4, Row 4 and divide by the number in Column 2, Row 4. For boys, take the number in Column 4, Row 8 and divide it by the number in Column 2, Row 8.

Note: If the percentage of current participants added in the last five years is 25% or greater, compliance with test two may be possible. If less than 25%, then compliance with test three should be analyzed. **CAUTION:** 25% is not a formal compliance standard.


Principal's Signature: Elv Thomas Date: 4/27/05

2004-2005
ACCOMMODATION OF INTERESTS AND ABILITIES
SUMMARY PROGRAM CHART 3

Participation Opportunities Test Three

FOR ANY QUESTION ANSWERED "YES" IDENTIFY THE RESPECTIVE SPORT(S).

	GIRLS (Yes / No)		BOYS (Yes / No)
1. For a sport not currently played at the interscholastic level (varsity, junior varsity, or freshman) in your school, is there an intramural team offered for that sport?	N		N
2. For a sport <u>not</u> currently offered in your interscholastic athletics program, is there sufficient interest to form a viable interscholastic team based on participation on an intramural team or community recreation teams?	N		N
3. For a sport <u>not</u> currently offered, is there sufficient interest, based on your most recent Student Interest Survey, to form a viable interscholastic team based on student responses from the interscholastic survey? If yes, what sport?	N		N
4. For a sport currently offered at the varsity level only, is there sufficient interest, based on your most recent Student Interest Survey, to form a viable team for a junior varsity or freshman team that is not currently offered?	N		N
5. For a sport currently offered at the junior varsity or freshman level is there sufficient interest, based on your most recent Student Interest Survey, to form a varsity team not currently offered?	N/A		N/A
6. If you answered YES to question (1), (2), (3), (4), or (5), are there enough high schools in your geographic area offering the sport (at the appropriate level) to allow for the development of a reasonable schedule of competition?	N/A		N/A

Principal's Signature:  Date: 4/27/05

2004-2005
ACCOMODATION OF INTERESTS AND ABILITIES
SUMMARY PROGRAM CHART 4

Levels of Competition Test One

		Column 1	Column 2	Column 3
Girls	Team Levels	Number of Teams Currently Offered	Number of Participants	Percentage of Participants at Each Level
Row 1	varsity:	9	160	62.2
Row 2	j.v.:	8	86	33.5
Row 3	frosh:	2	11	4.3
Row 4	total:		257	100%
Boys				
Row 5	varsity:	9	209	64.7
Row 6	j.v.:	8	95	29.4
Row 7	frosh:	2	19	5.9
Row 8	total:		323	100%

- 1) Column 1, list the number of interscholastic teams offered for girls and boys at each competitive level; varsity, junior varsity, and freshman. (Refer to Form T-2, Accommodation of Interests and Abilities, Summary Program Chart 2, Column 1.)
- 2) For Column 2, list the number of participants at each level. For girls, total the entries in Rows 1, 2, and 3 into Row 4. For boys, total the entries in Rows 5, 6, and 7 into Row 8. (Refer to Form T-2, Accommodation of Interests and Abilities, Summary Program Chart 2, Column 2.)
- 3) For Column 3, calculate the percentage of female and male participants at each level.
For girls' varsity, junior varsity, and frosh, respectively:
 - Divide Column 2, Row 1 by Column 2, Row 4, and place the percentage in Column 3, Row 1.
 - Divide Column 2, Row 2 by Column 2, Row 4, and place the percentage in Column 3, Row 2.
 - Divide Column 2, Row 3 by Column 2, Row 4, and place the percentage in Column 3, Row 3.
 -
 For boys' varsity, junior varsity, and frosh, respectively:
 - Divide Column 2, Row 5 by Column 2, Row 8, and place the percentage in Column 3, Row 5.
 - Divide Column 2, Row 6 by Column 2, Row 8, and place the percentage in Column 3, Row 6.
 - Divide Column 2, Row 7 by Column 2, Row 8, and place the percentage in Column 3, Row 7.

Principal's Signature: Elm Thomas Date: 4/27/05

2004-2005 KHSAA TITLE IX ATHLETICS AUDIT

KHSAA
Form T41
Rev. 10/04

Checklist - Overall Interscholastic Athletics Program

DIRECTIONS:

For the Areas of Compliance (Opportunities and Benefits) listed on the left hand side of the page, place a checkmark under the appropriate column identifying whether your school provided an advantage to the Girls' Program, or to the Boys' Program or to Neither Program.

Areas of Compliance:	ADVANTAGE TO:		
	GIRLS' PROGRAM	BOYS' PROGRAM	NEITHER PROGRAM
OPPORTUNITIES			
Accommodation of Interest and Abilities			X
BENEFITS			
Equipment and Supplies			X
Scheduling of Games and Practice Time			X
Travel and Per Diem Allowances			X
Coaching			X
Locker Rooms, Practice and Competitive Facilities			X
Medical and Training Facilities and Services			X
Publicity			X
Support Services			X
Athletic Scholarships			X
Tutoring			X
Housing and Dining Facilities and Services			X
Recruitment of Student Athletes			X

Principal's Signature: *Elvis Thomas* Date: 4/27/05

**2004-2005
BUDGETED AND ACTUAL EXPENDITURES - PROGRAM COMPARISON CHART
TO INCLUDE BOOSTER CLUB FUNDING**

	equipment and supplies	travel	awards	coaches' salaries (to include supplemental and extended employment)	facilities improvements	publications (if sport-specific)
	Expenditures	Expenditures	Expenditures	Expenditures	Expenditures	Expenditures
G basketball	21,126	2,816	766	4,320 + 20 days	0	0
B basketball	11,067	2,606	811	6,000	290	0
G softball	7,269	2,615	750	2,500	0	0
B baseball	4,598	2,230	750	3,600	0	0
G cross country	1,675	670	345	1,550	0	0
B cross country	1,675	670	345	1,550	0	0
G golf	1,976	813	436	1,550	0	0
B golf	679	677	460	1,550	0	0
G soccer	11,903	1,633	311	3,600 + 10 days	4,000	0
B soccer	3,908	1,423	274	3,600 + 10 days	4,000	0
G swimming	2,265	913	142	3,300	0	0
B swimming	2,265	913	142	3,300	0	0

1. Total expenditures on T-35 and T-36 on the 2004-2005 year report due by April 15, 2005, should reflect the total monies spent (rounded off to nearest hundred) for the entire year of 2003-2004 ending June 30, 2004.
2. Booster Club Funding/Contributions must be included in the expenditures total.

Principal's Signature: *Elvira Johnson* Date: 4/27/05

**2004-2005
BUDGETED AND ACTUAL EXPENDITURES - PROGRAM COMPARISON CHART 2
TO INCLUDE BOOSTER CLUB FUNDING**

Teams	equipment and supplies	travel	awards	coaches' salaries (to include supplemental and extended employment)	facilities improvements	publications (if sport-specific)
	Expenditures	Expenditures	Expenditures	Expenditures	Expenditures	Expenditures
G track	2,080	962	211	3,600	0	0
B track	2,080	962	211	3,600	0	0
G tennis	1,150	547	90	1,850	0	0
B tennis	1,150	547	90	1,850	0	0
G volleyball	9,542	2,277	464	1,550	0	0
B wrestling						
G (list sport)						
B (football)	35,595	7,461	7,574	4,320+30 days	14,749	0
G (list sport)						
B (list sport)						

1. Total expenditures on T-35 and T-36 on the 2004-2005 year report due by April 15, 2005, should reflect the total monies spent (rounded off to nearest hundred) for the entire year of 2003-2004 ending June 30, 2004.
 2. Booster Club Funding/Contributions must be included in the expenditures total.
 3. Indicate percentage of total expenditures for each gender: Total Expenditures \$237,394 % for boys 57 % for girls 43

Principal's Signature:  Date: 4/27/05

Boys 323 \$ 419
 Girls 257 397

**TITLE IX
FIVE-YEAR ACCOMPLISHMENTS
1999-2004**



At the end of this school year, as we complete the 5-year KHSAA Title IX Compliance Project, the KHSAA will provide the Kentucky Department of Education a status report of accomplishments. Please review your school's progress since 1999-2000 and itemize those accomplishments which you feel you have made in your efforts to provide greater gender equity in athletics at your school.

(For example: Softball field lights (or other improvements), specific amounts of "prime time" playing opportunity adjustments, cheerleading balance, equitable equipment replacement schedules, equitable pay for coaches, equitable opportunities for facilities use, establishment of additional sports, establishment of more teams at various levels, equalizing number of contests per season, etc., etc.)

<p>9th grade volleyball Dance team</p>	<p>Opportunities (Example: Sports or Levels of Teams Added for Girls)</p>
<p>Swim lane lines & timing equipment</p>	<p>Equipment and Supplies (Example: New Equipment - batting cages, soccer goals, uniforms, balls, bats, etc.)</p>
<p>Equitable "prime time" basketball dates</p>	<p>Scheduling of Games and Practice Times (Example: 50/50 scheduling ratio of boys' games to girls' Additional weekend "prime time" opportunities)</p>

	<p>Travel and Per-Diem (Example: Spring Break Trip for Softball, Upgrade of meals or meal opportunities)</p>
	<p>Coaching (Example: Hiring of additional coaches, paying equitable salaries)</p>
<p>New softball field Press box for soccer/track Improvements to middle school gym floor</p>	<p>Locker Rooms, Practice and Competitive Facilities (Example: New or Renovated Facilities)</p>
	<p>Medical and Training Services (Example: Additional or equitable sports coverage by medical support personnel, access to weight room)</p>
<p>Dance team performances at basketball games</p>	<p>Publicity (Example: New or improved promotional opportunities at sporting events: 1. Dance/Pep/Cheerleaders 2. Posters 3. Radio/Television)</p>
<p>\$500 increase for volleyball, baseball, softball & B/G soccer</p>	<p>Support Services (Example: Additional funding for girls' sports)</p>

Other Title IX Advancements	
--	--

Principal's Signature: *Erin Johnson*

Date: 4/27/05

SCHOOL NAME

2004-2005
TITLE IX

CORRECTIVE ACTION PLAN

DIRECTIONS:

1. For Column 1, indicate the intended area which needs corrective action in order to achieve gender equity. For Column 2, write the suggested change or activities that will correct the area in need of alteration. For Column 3, include the estimated completion date for the changes or activities.
2. It is possible to attain compliance with Title IX and no longer need "corrective" action. However, the KHSAA strongly encourages compliant schools to identify items for improvement (Column 1), activities to accomplish the improvement (Column 2) and a timetable for completion (Column 3) that will strengthen the athletic program.
3. You may copy this form as needed. Please attach corrective action plans along with audit forms and submit by April 15, 2005.

COLUMN 1 ITEM FOR CORRECTION/ IMPROVEMENT	COLUMN 2 SUGGESTED CHANGE/ ACTIVITIES	COLUMN 3 TIME TABLE FOR CORRECTIVE ACTION/ COMPLETION
Build new locker rooms to ease the over-crowded conditions.	Build new locker rooms for B/G soccer, softball & baseball	Summer 2005
Repair drainage ditch around softball field.	Replace with concrete culverts.	by 2006 school year
Replace gym floor	Replace gym floor	Summer 2005

Principal's Signature:



Date:

4/27/05

2005-2006 INTERSCHOLASTIC ATHLETICS SURVEY

Summary of Student Responses

School Name	Boyle Co. High
School Enrollment	851 (SHOULD AGREE WITH FORM T-1)
Date	April 25, 2005
Completed By	Jim Spears

Instructions:

1. Summarize the Student Athletics Interest Surveys Form T-61 by listing the total number of responses on the line next to each sport.
2. Under the Other Category please provide a listing of the sports as well as the number of students who are interested in participating.
3. Please sign and date the Summary Form (T-63) and mail the Summary Form only to the KHSAA by April 15, 2004. Do not mail the student surveys (Form T-61). However, these Forms should be maintained in your files in the event they are requested subsequently.

641 Number of Surveys

533 Total Returned (*A minimum of 80% return is expected*)

9, 10 Grades Surveyed (*Should be grades 9-11 and 8th grade if school has a feeder system*)

11

How Was The Survey Administered? Advisor/Advisee

(e.g. was it given in all English classes, or all home rooms, or advisee/advisor?)

Fall Sports (List Total Number of Participation Responses)

7 Cross Country (Girls)

6 Cross Country (Boys)

14 Field Hockey (Girls)

81 Football (Boys)

21 Golf (Girls)

16 Golf (Boys)

33 Soccer (Girls)

19 Soccer (Boys)

64 Volleyball (Girls)

16 Volleyball (Boys)

Winter Sport (List Total Number of Participation Responses)

30 Basketball (Girls)

47 Basketball (Boys)

28 Gymnastics (Girls)

19 Indoor Track (Girls)

21 Indoor Track (Boys)

12 Swimming & Diving (Girls)

- 10 Swimming & Diving (Boys)
- 30 Wrestling (Boys)

Spring Sport (List Total Number of Participation Responses)

- 31 Baseball (Boys)
- 25 Fast Pitch Softball (Girls)
- 12 Slow Pitch Softball (Girls)
- 28 Tennis (Girls)
- 18 Tennis (Boys)
- 30 Track (Girls)
- 32 Track (Boys)

Other Sports (From Student Survey T-61 Question 10)

Name of Sport	Number of Students Interested In Participating
<u>boxing</u>	<u>7</u>
<u>lacrosse</u>	<u>21</u>
<u>wrestling</u>	<u>11</u>
<u>field hockey</u>	<u>8</u>
<u>hockey</u>	<u>23</u>
_____	_____
_____	_____
_____	_____

Number of Students who participate in Intramural Sports.
(From Student Survey T-61 Question 5)

<u>Sport</u>	<u>Number</u>
<u>co-ed volleyball</u>	<u>72</u>
_____	_____
_____	_____
_____	_____
_____	_____

List Intramural Sports students are interested in adding:
(From Student Survey T-61 Question 6)

<u>Sport</u>	<u>Number</u>
<u>lacrosse</u>	<u>18</u>
<u>bowling</u>	<u>17</u>
<u>wrestling</u>	<u>21</u>
<u>hockey</u>	<u>14</u>
_____	_____
_____	_____

Participation in Non-School Sports Activities
(From Student Survey T-61 Question 7)

<u>Sport</u>	<u>Number</u>
<u>basketball</u>	<u>14</u>
<u>select soccer</u>	<u>19</u>
<u>softball</u>	<u>11</u>
_____	_____
_____	_____
_____	_____

Reasons for not participating in interscholastic athletics.
(From Survey Question 8)

<u>Response</u>	<u>Number</u>
<u>25</u> I prefer other activities such as band, chorus, etc.	
<u>84</u> I don't have time	
<u>26</u> The practice schedules and game times are inconvenient	
<u>22</u> The sport I like isn't offered	
<u>14</u> It's too expensive	
<u>11</u> I prefer to participate in club or intramural sports	
<u>40</u> Working	
_____ Other	

Student Suggestions to encourage participation


Principal's Signature

4/27/05
Date

2001 - 02
HEAD COACHING SALARIES
BOYLE COUNTY SCHOOLS

Coaching Position	Level I 0-5 yrs.	Level II 6 - 10 yrs.	Level III 11+ yrs.
Volleyball	1550	1860	2232
Golf - Girls	1550	1860	2232
Golf - Boys	1550	1860	2232
Tennis - Girls	1550	2220	2664
Tennis - Boys	1550	2220	2664
Cross Country	1550	2220	2664
Baseball	2500	3000	3600
Softball	2500	3000	3600
Track	3300	3960	4752
Swimming	3300	3960	4752
Soccer - Girls	3000	3600	4320
Soccer - Boys	3000	3600	4320
Basketball - Girls	3000	3600	4320
Basketball - Boys	3000	3600	4320
Football	3000	3600	4320
Academic	2000	2500	3000
Drama	1550	1860	2232
Band	3000	3600	4320

2004 - 05 ATHLETIC SALARIES

LNAME	FNAME	MINIT	JOB	JOB_DESC	PAYTYPE	GRADE	STEP	NO_PAYS	DAYS	YR ANN RATE
CALDWELL	MOLLY	E	2095	SPEC ED TE	106	31		24	12	1904.94
CALDWELL	MOLLY	E	5110	ASST COACH	107	AC03		24	185	2300.00
CONLEY	GREGORY	P	2060	HS TEACH	106	21	10	24	10	2224.89
CONLEY	GREGORY	P	5105	COACH	107	HC07	6	24	185	3600.00
CROSSM	FRANK	W	2060	HS TEACH	106	31	3	24	10	1784.92
CROSSM	FRANK	W	5110	ASST COACH	107	AC09		24	185	1800.00
DEEM	BRIAN	J	2095	SPEC ED TE	106	31	5	24	10	2004.71
DEEM	BRIAN	J	5105	COACH	107	HC07	6	24	185	3600.00
DONLON	JAMES	W	2060	HS TEACH	106	11	17	24	10	2726.02
DONLON	JAMES	W	5110	ASST COACH	107	AC20		24	185	1000.00
HESTER	JEFFREY	C	2060	HS TEACH	106	21	10	24	10	2224.89
HESTER	JEFFREY	C	5110	ASST COACH	107	AC09		24	185	1800.00
HODGE	JOHN	M	5105	COACH	107	HC13		24	185	2300.00
LAYTON	ALICE	M	5105	COACH	107	HC10		24	185	1850.00
LEBER	JENNY	A	5105	COACH	107	HC06		24	185	1550.00
LEMONDS	KENNETH	C	5110	ASST COACH	107	AC16		24	185	1900.00
LEMONDS	KENNETH	C	6110	ASST COACH	107	AC02		24	185	1400.00
MASON	CHRISTOF	W	2060	HS TEACH	106	21	7	24	10	2004.71
MASON	CHRISTOF	W	5110	ASST COACH	107	AC08		24	185	1900.00
MASON	JUDITH	M	2060	HS TEACH	126	21	16	24	20	4698.08
MASON	JUDITH	M	5105	COACH	127	HC02	11	24	205	4320.00
MASON	JUDITH	M	5110	ASST COACH	127	AC04		24	185	1000.00
MCMMANN	CRISTOFEA	A	5110	ASST COACH	107	AC11		24	185	1750.00
MORRIS	DAVID	T	5105	COACH	107	HC06		24	185	1550.00
OATES	HEATHER	A	5105	COACH	107	HC08		24	185	2500.00
PARDUE	CHRIS	S	2060	HS TEACH	106	21	8	24	15	3328.58
PARDUE	CHRIS	S	5110	ASST COACH	107	AC07		24	185	2300.00
PARDUE	CHRIS	S	6110	ASST COACH	107	AC15		13	185	1200.00
PARSONS	LYNNWOOD		2095	SPEC ED TE	106	31	7	24	12	2176.95

2004-2005
ACCOMMODATION OF INTERESTS AND ABILITIES
SUMMARY PROGRAM CHART 1

KHSAA
Form T1
Rev. 10/04

Participation Opportunities Test One


		(Column 1)	(Column 2)	(Column 3)	(Column 4)
	Program	Enrollment	Percentage of Total Enrollment	Number of Interscholastic Participants (double and triple count)	Percentage of Total Participation
Row 1	GIRLS	391	45.9	257	44.3
Row 2	BOYS	460	54.1	323	55.7
Row 3	Totals	851	100%	580	100%

Instructions:

*Number of 8th grade students & below used in Column 3 and Column 4 calculations if applicable: _____

- 1) Determine the total number of girls enrolled, (place in Row 1, Column 1). Determine the total number of boys enrolled, (place in Row 2, Column 1).
- 2) Add the total number of girls and boys enrolled to determine total enrollment, (place in Row 3, Column 1).
- 3) Calculate the percentage of total enrollment that is female. (Divide Row 1, Column 1 by row 3, Column 1 and place in Row 1, Column 2.) Calculate the percentage of total enrollment that is male. (Divide Row 2, Column 1 by Row 3, Column 1 and place in Row 2, Column 2.) Note: Row 1, Column 2 plus Row 2, Column 2 should total 100%.
- 4) Ask the head coaches to review the most updated eligibility or squad lists for their teams. Ask coaches to confirm the names of those individuals who are on the team as of the first **date of competition**, and cross out the names of those who were cut from the team or quit the team prior to the first competitive event. Determine the total number of interscholastic athletics participants that are girls, (and place in Row 1, Column 3). In order to determine the total number of athletics participants, an individual should be counted each time he or she participates on a team. For example, if Jane Doe competes on the varsity volleyball team, the junior varsity volleyball team, the junior varsity basketball team, and the varsity softball team, she should be counted as four participants (**do not include club or intramural sports participants, cheerleaders, dance teams, or pom squads**). Calculate the same way for boys and girls. * In addition, should 8th grade students and below play on a Freshman, Junior Varsity, or Varsity team, they should also be counted for each team and sport on which they participate. If applicable, please asterisk the above notation as to how many 8th grade students & below are included in the totals. Using the same procedure, determine the total number of interscholastic athletic participants that are boys, (and place in Row 2, Column 3). Add Row 1, Column 3 plus Row 2, Column 3 to get total participants and place in Row 3, Column 3.
- 5) Calculate the percentage of female participation. (Row 1, Column 3 divided by Row 3, Column 3 and place in Row 1, Column 4.) Calculate the percentage of male participation. (Row 2, Column 3 divided by Row 3, Column 3 and place in Row 2, Column 4.) Note: Row 1, Column 4 plus Row 2, Column 4 should total 100%.

Note: While being within three percent is not a formal compliance standard; if the percent listed in Row 1, Column 4 is within 3% of Row 1, Column 2, then it provides a good target within which compliance is likely.

Principal's Signature:  Date: 4/27/05

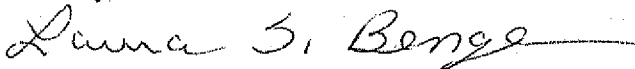
311 Wood Street
Perryville, KY 40468
859-332-9044

May 2, 2004

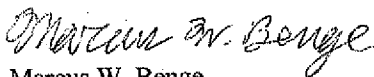
To whom it may concern:

In September of 2003, my fourteen year old daughter was a freshman and a member of the Boyle County High School Varsity Dance Team. The girls would have practice at least three times a week either at the High School or at Woodlawn Elementary. After practice, my daughter would go to her locker at the High School and then wait to be picked up by her father or me. Occasionally, on Thursdays, she would walk across school property to Millennium Park (located behind the High School) to watch her little sister cheer at Rec. League Football. On one of those Thursdays in September, my daughter was attacked. Her attacker tried to rape her but was unsuccessful, partly because of my daughter fighting back and partly because one of her friends was near by. She was told by her attacker that she would not tell anyone about what happened and for approximately two months, she was so scared to tell. My daughter finally told me what had happened and the next day, my husband and I went to the school. We went to the school first because her attacker was a freshman football player for the High School. On the day of the attack, the boy was suppose to be in the High School cafeteria attending a football banquet. Clearly, the boy was not being supervised by any teacher, coach, or school personnel. The principal, Kerry Anness, directed us to the Danville Police Department. The police did their part and charges were filed. The boy confessed and even admitted to doing more than what my daughter had told the police. The case went to court and the Department of Juvenile Justice now has legal custody of the boy. Over the past several months, we have made many trips and phone calls to the school over this matter. We have even talked to the superintendent, Pam Rogers. All we have asked from the school is that they protect our daughter from this boy while they are in school and that they punish the boy according to the school's student handbook. According to the handbook, a student who commits a sexual assault/harassment is to be suspended or expelled and they are not allowed to participate in any school activity or extracurricular activity or events. For some reason, none of this applied to the boy who attacked my daughter. He was not suspended or expelled and he was allowed to continue playing football and then basketball. The school has no plans to punish the boy and will continue to allow him to participate in any and all sports at the school. To make matters worse, the boy has continued to harass my daughter at school. He doesn't say anything but, he does things like bump into her in the hall and stand in front of her locker. Once again, the school does nothing. We have gone to the police and filed harassment charges against the boy. We are currently waiting the results of these new charges. My daughter continues to live in fear and has recently started having violent nightmares. She feels that all this is the result of the attack and continued harassment. We feel that someone who commits a violent sexual assault should not be allowed to participate in organized sports. This whole ordeal should never have happen. The boy doesn't even live in the Boyle County School District and should not be attending this high school. He lives in Danville Independent School District but uses his grandmother's address in order to attend Boyle County. My husband and I feel that our daughter has been made a victim twice. Once by the boy who attacked her and again by Boyle County High School. All we want is justice for our daughter. As I write this letter, I pray that maybe your organization can help. I am willing to answer any questions your committee may have regarding this matter. Thank you for your time and consideration.

Sincerely,



Laura S. Bengge



Marcus W. Bengge