




Kentucky High School Athletic Association

2280 Executive Drive ° Lexington, KY 40505 ° www.khsaa.org ° (859)299-5472 (859)293-5999 (fax)

MEMORANDUM

To: Superintendent, Principal, and Athletic Director
Grant County High School

From: Brigid L. DeVries, Commissioner
Larry Boucher, Assistant Commissioner 


Date: July 8, 2005

Subject: 2004-2005 Title IX Annual Report Forms Submission

Enclosed please find a copy of Form T-65, the 2004-2005 KHSAA Title IX Annual Report Submission Status Report. In addition, you may find an attachment with corrected copies of the forms submitted by your school personnel. Please review this information so the forms can be completed accurately in the future.

Also, KHSAA Audit Team Members may have requested resubmission of some of the 2004-2005 Annual Report Forms or need additional information on your athletic programs. Please submit this information by the date requested if this is applicable. Copies and all KHSAA Title IX documents must be kept current and included in your permanent Title IX File at the school. All documents are subject to Open Records Requests.

Should you need any further information, please do not hesitate to call anytime.



**KHSAA TITLE IX
ANNUAL REPORT SUBMISSION
STATUS REPORT
2004-2005**

KHSAA
Form T65
Revised 4/05

TO: KHSAA Member School Superintendents, Principals, and Athletic Directors

FROM: Brigid L. DeVries, Commissioner
Larry Boucher, Assistant Commissioner

DATE: July 8, 2005

School	Grant County High School	Reviewed by	Martha Mullins
--------	--------------------------	-------------	----------------

The following is a status report regarding the required 2004 - 2005 Title IX Annual Report submission of forms due into the KHSAA office by April 15, 2005. Appropriate KHSAA Audit Team personnel have reviewed these forms and the following is a summary of this review.

I. Checklist of Forms properly submitted in a satisfactory manner:

✓	GE-19 (Annual Verification)	✓	T-35 (Budget Chart)
✓	T-1 (Summary Program Chart 1)	✓	T-36 (Budget Chart)
✓	T-2 (Summary Program Chart 2)	✓	T-41 (Checklist – Overall Interscholastic Program)
✓	T-3 (Summary Program Chart 3)	✓	T-60 (Corrective Action Plan)
✓	T-4 (Summary Program Chart 4)		

II. Status

A.	✓	2004 – 2005 Forms are satisfactory and no further information or action is necessary at this time.
B.		Errors have been noted with respect to the following forms:
C.		The following forms were omitted and must be submitted by school representatives:
D.	✓	<p>Other Recommendation and Comments:</p> <ul style="list-style-type: none"> ▪ On Form GE-19, check the boxes as applicable on the left margin. ▪ It is recommended that your Gender Equity Review Committee meet at least once during the fall sports season, once during the winter sports season and once during the spring sports season. ▪ Uniform rotation policy: Because of differences in size of teams, it is suggested that the total amount of money be kept intact, and the rotation followed. School administration and the Gender Equity Review Committee should provide oversight of uniform purchases to ensure boys' and girls' teams are provided the same quality of athletic apparel; and, if football is taken out of the rotation, it is assumed the old game uniforms became practice uniforms and new practice uniforms would not need to be purchased. ▪ Please submit a copy of the school's policies regarding awards. Funds expended in football appear skewed. This was not found in any girls' sports. Attach a statement explaining how the funds for awards in football were spent. Submit this to the KHSAA no later than August 15, 2005.



**2004-2005 KENTUCKY HIGH SCHOOL ATHLETIC ASSOCIATION
ANNUAL VERIFICATION OF TITLE IX PROCEDURES**
(To be submitted by April 15, 2005 along with other required forms)

APR 18 2005

The GRANT COUNTY High School, DRY RIDGE, Kentucky
(Name of High School) (City)

certifies to the Kentucky High School Athletic Association that the following is an accurate and true representation of the facts surrounding compliance with 20 U.S.C. Sections 1681-1688, et. Seq. (also known as Title IX)

I certify the following provisions in accordance with records at the school contained in the permanent Title IX file, and to the best of my knowledge have completed the following tasks (All boxes must be checked).

Established a gender equity committee at the high school. (list committee personnel and provide attachment if necessary)

Name	Address	Phone	Title
SEE ATTACHED LIST			

Scheduled a minimum of three meetings during the 2004-2005 school year on the following dates:

DECEMBER 15, 2004
FEBRUARY 14, 2005
MARCH 30, 2005

Designated the following person(s) as the Title IX coordinator for the school:

Scott Shipp, Athletic Director, 715 Warsaw Road, Dry Ridge, Ky. 41035 / 859-824-9739

Name	Title	Address	Phone
------	-------	---------	-------

Designated the following person(s) as the Title IX coordinator for the district:

Phyllis Case, District Title IX Coordinator, 820 Arnie Risen Blvd., Williamstown, Ky. / 859-824-3323

Name	Title	Address	Phone
------	-------	---------	-------

School personnel are continuing to make periodic reviews of the boys' and girls' athletics program reflected in the Corrective Action Plan.

In addition to the above information, the above referenced school maintains a complete permanent file relative to Title IX records including copies of the self-assessment audit, all corrective action plans, and other related materials.

James Glen
Principal's Signature

8/31 2005
Date

Donald W. Martin
Superintendent Signature

Blue Shiel
School Board Chairpersons' Signature

(Send original copy to KHSAA - Maintain duplicate in Title IX school folder)

GRANT COUNTY HIGH SCHOOL GENDER EQUITY COMMITTEE
2004-2005

TRACY GLASS-LAMB
PRINCIPAL - G.C.H.S.
715 WARSAW ROAD
DRY RIDGE, KY. 41035
859-824-9739

SCOTT SHIPP
DROP-OUT PREVENTION-G.C.H.S.
ATHLETIC DIRECTOR-G.C.H.S.
715 WARSAW ROAD
DRY RIDGE, KY. 41035
859-824-9739

PHYLLIS CASE
DISTRICT DIRECTOR OF SPECIAL INSTRUCTIONAL SERVICES
DISTRICT TITLE IX CORDINATOR-GRANT COUNTY BOARD OF EDUCATION
820 ARNIE RISEN BLVD.
WILLIAMSTOWN, KY. 41097
859-824-3323

KEN GRAY
DEPUTY SUPERINTENDENT-GRANT COUNTY BOARD OF EDUCATION
820 ARNIE RISEN BLVD.
WILLIAMSTOWN, KY. 41097
859-824-3323

TRACY GOE
GRANT COUNTY BOARD OF EDUCATION BOARD MEMBER
295 CHEROKEE TRAIL
DRY RIDGE, KY. 41035
859-824-6739

BERT RICHEY
TEACHER/GIRLS BASKETBALL COACH/GIRLS SLOW PITCH SOFTBALL
COACH
715 WARSAW ROAD
DRY RIDGE, KY. 41035
859-824-9739

LANCE ROBINSON
TEACHER/BOYS GOLF COACH
715 WARSAW ROAD
DRY RIDGE, KY. 41035

859-824-9739

VELMA BOWEN
PARENT/GUIDANCE COUNSELOR SECRETARY-G.C.H.S.
715 WARSAW ROAD
DRY RIDGE, KY. 41035
859-824-9739

ASHLEY AMMER
STUDENT/G.C.H.S.
715 WARSAW ROAD
DRY RIDGE, KY. 41035

DEMPSEY SCHLUETER
STUDENT/G.C.H.S.
715 WARSAW ROAD
DRY RIDGE, KY. 41035

**GRANT COUNTY HIGH SCHOOL
GENDER EQUITY COMMITTEE
MEETING MINUTES
FEBRUARY 14, 2005**

1. Members present:

Scott Shipp – Athletic Director

Velma Bowen – Parent

Ken Gray – Deputy Superintendent

Tracy Lamb – Principal

Lance Robinson – Head Boys Golf Coach

Bert Richey – Head Girls Basketball Coach

2. Review of minutes from December 15, 2004 meeting.
3. Set date for next meeting March 30, 2005
4. Scott Shipp reported that Roger Newton JV Basketball Coach and Head Baseball Coach resigned to take another job. Bill Simpkins stepped in to take JV basketball to fill out year. Marlin Gregg took the Head Baseball Coach to fill the year out.
5. Scott Shipp gave a report on B J Toll Scholarship. All booster's have paid but two.
6. Scott Shipp reported that the Title IX report would be ready for review at next meeting.
7. Adjournment.

**GRANT COUNTY HIGH SCHOOL
GENDER EQUITY COMMITTEE
MEETING MINUTES
DECEMBER 15, 2004**

1. Members present:

Scott Shipp – Athletic Director
Tracey Lamb – Principal
Ken Gray – Deputy Superintendent
Velma Bowen – Parent
Bert Richey – Head Girls Basketball Coach
Lance Robinson – Head Boys Golf Coach
Ashley Ammer – Student
Dempsey Schlueter – Student

2. Review of minutes from March 23, 2004
3. Scott Shipp gave a review of all sports. Discussion was held on the decline of female athletes within the district. Numbers were presented on the middle school level and after much discussion Lance Robinson and Scott Shipp will look at options to address and report back to committee.
4. Scott Shipp gave an update to the committee on primetime games for boys and girl's basketball and the number of girls cheering for each sport. All were equitable for fall and winter sports.
5. Scott Shipp gave a report on booster's contribution to the B. J. Toll Scholarship. All had contributed except 3 boosters clubs.
6. Scott Shipp opened discussion on how uniforms are to be paid for by the school or boosters. No decision was made.
7. Scott Shipp reported that KHSAA reported to all school that the student survey for Title ix does not have to be reported for the 2004-2005 school year.
8. Adjournment

**GRANT COUNTY HIGH SCHOOL
GENDER EQUITY COMMITTEE
MEETING MINUTES
MARCH 30, 2005**

1. Members present:

Scott Shipp – Athletic Director
Velma Bowen – Parent
Bert Richey – Head Girls Basketball Coach
Dempsey Schlueter – Student
Lance Robinson – Head Girls Golf Coach
Tracey Lamb – Principal
Ken Gray – Deputy Superintendent

2. Review of minutes from February 14, 2005
3. Scott Shipp gave Title IX report for 2004-2005. Committee agreed to send on to Board and Site Base.
4. Scott Shipp and Bert Richey gave the committee a new uniform rotation for all teams to follow over the next 4 years. Football was taken out of the rotation because of the amount of damage to uniforms each year. Ken Gray asks Scott Shipp to check with other Athletic Directors and see how football uniform rotation was done in other schools. Also in the rotation the Athletic Director will provide \$1000.00 to each team to buy uniforms. Each team needing more than the amount provided will have to raise their own funds to pay for the uniforms. This \$1000.00 per team uniform stipend will come from the allotment given by the board each year to the athletic department.
5. Scott Shipp reported that Patricia Turner and Dempsey Schlueter were selected by the Booster President's to receive the B. J. Toll Scholarship for 2004-2005.
6. Adjournment

2004-2005
ACCOMMODATION OF INTERESTS AND ABILITIES
SUMMARY PROGRAM CHART 1

KHSAA
 Form TI
 Rev. 10/04

Participation Opportunities Test One

		(Column 1)	(Column 2)	(Column 3)	(Column 4)
	Program	Enrollment	Percentage of Total Enrollment	Number of Interscholastic Participants (double and triple count)	Percentage of Total Participation
Row 1	GIRLS	537	51.15%	198	41.59%
Row 2	BOYS	513	48.85%	278	58.41%
Row 3	Totals	1050	100%	476	100%

Instructions:

*Number of 8th grade students & below used in Column 3 and Column 4 calculations if applicable: 46

- 1) Determine the total number of girls enrolled, (place in Row 1, Column 1). Determine the total number of boys enrolled, (place in Row 2, Column 1).
- 2) Add the total number of girls and boys enrolled to determine total enrollment, (place in Row 3, Column 1).
- 3) Calculate the percentage of total enrollment that is female. (Divide Row 1, Column 1 by row 3, Column 1 and place in Row 1, Column 2.) Calculate the percentage of total enrollment that is male. (Divide Row 2, Column 1 by Row 3, Column 1 and place in Row 2, Column 2.) Note: Row 1, Column 2 plus Row 2, Column 2 should total 100%.
- 4) Ask the head coaches to review the most updated eligibility or squad lists for their teams. Ask coaches to confirm the names of those individuals who are on the team as of the first date of competition, and cross out the names of those who were cut from the team or quit the team prior to the first competitive event. Determine the total number of interscholastic athletics participants that are girls, (and place in Row 1, Column 3). In order to determine the total number of athletics participants, an individual should be counted each time he or she participates on a team. For example, if Jane Doe competes on the varsity volleyball team, the junior varsity volleyball team, the junior varsity basketball team, and the varsity softball team, she should be counted as four participants (do not include club or intramural sports participants, cheerleaders, dance teams, or pom squads). Calculate the same way for boys and girls. * In addition, should 8th grade students and below play on a Freshman, Junior Varsity, or Varsity team, they should also be counted for each team and sport on which they participate. If applicable, please asterisk the above notation as to how many 8th grade students & below are included in the totals. Using the same procedure, determine the total number of interscholastic athletic participants that are boys, (and place in Row 2, Column 3). Add Row 1, Column 3 plus Row 2, Column 3 to get total participants and place in Row 3, Column 3.
- 5) Calculate the percentage of female participation. (Row 1, Column 3 divided by Row 3, Column 3 and place in Row 1, Column 4.) Calculate the percentage of male participation. (Row 2, Column 3 divided by Row 3, Column 3 and place in Row 2, Column 4.) Note: Row 1, Column 4 plus Row 2, Column 4 should total 100%.

Note: While being within three percent is not a formal compliance standard; if the percent listed in Row 1, Column 4 is within 3% of Row 1, Column 2, then it provides a good target within which compliance is likely.

Principal's Signature: *Gacey Hamilton* Date: 3/31/05

2004-2005
ACCOMMODATION OF INTERESTS AND ABILITIES
SUMMARY PROGRAM CHART 2

KHSAA
 Form T2
 Rev. 10/04

Participation Opportunities Test Two

		Column 1	Column 2	Column 3	Column 4	Column 5
Program		Number of Teams Currently Offered	Number of Participants	Number of Teams Added in Last Five Years	Number of Participants Added in Last Five Years	Percent of Total Participation By Sex Added in Last 5 Years
GIRLS	Row 1	varsity: 8	111	2	31	
	Row 2	j.v.: 5	67	1	23	
	Row 3	frosh: 1	20	1	20	
	Row 4	total: 14	198	4	74	37.37%
BOYS	Row 5	varsity: 7	130	0	0	
	Row 6	j.v.: 5	103	0	0	
	Row 7	frosh: 3	45	0	0	
	Row 8	total: 15	278	0	0	0%

- 1) For Column 1, list the number of interscholastic teams offered for girls and boys at each competitive level (varsity, junior varsity, and freshman). For girls, total each of the entries in Rows 1, 2, and 3 into Row 4. For boys, total Rows 5, 6, and 7 into Row 8.
- 2) For Column 2, list the number of participants at each level. For girls, total each of the entries in Rows 1, 2, and 3 into Row 4. For boys, total Rows 5, 6, and 7 into Row 8. **Note:** The totals in Row 4 for girls and in Row 8 for boys must be the same as the totals in Form T-1, Column 3, Rows 1 and 2 respectively.
- 3) For Column 3, list the number of interscholastic teams that have been added in the last five years at each competitive level. Count each team added during the 5 year period only one time. e.g. Girl's junior varsity soccer was added 3 years ago, count the team only once, not 3 times. For girls, total the entries in Rows 1, 2, and 3 into Row 4. For boys, total Rows 5, 6, and 7 into Row 8.
- 4) For Column 4, list the number of participants that are currently on each level of the teams that were added in the last five years. If a team was added previously but no longer exists, there are no current participants to be added for that team. For girls, total the entries in Rows 1, 2, and 3 into Row 4. For boys, total Rows 5, 6, and 7 into Row 8.
- 5) For Column 5, calculate the percentage of participants that have been added in the last five years. For girls, take the number in Column 4, Row 4 and divide by the number in Column 2, Row 4. For boys, take the number in Column 4, Row 8 and divide it by the number in Column 2, Row 8.

Note: If the percentage of current participants added in the last five years is 25% or greater, compliance with test two may be possible. If less than 25%, then compliance with test three should be analyzed. **CAUTION:** 25% is not a formal compliance standard.

Principal's Signature: Macey Glenn Lamb Date: 3/31/05

2004-2005
ACCOMMODATION OF INTERESTS AND ABILITIES
SUMMARY PROGRAM CHART 3

Participation Opportunities Test Three

FOR ANY QUESTION ANSWERED "YES" IDENTIFY THE RESPECTIVE SPORT(S).

	GIRLS (Yes / No)		BOYS (Yes / No)
1. For a sport not currently played at the interscholastic level (varsity, junior varsity, or freshman) in your school, is there an intramural team offered for that sport?	NO		NO
2. For a sport <u>not</u> currently offered in your interscholastic athletics program, is there sufficient interest to form a viable interscholastic team based on participation on an intramural team or community recreation teams?	NO		NO
3. For a sport <u>not</u> currently offered, is there sufficient interest, based on your most recent Student Interest Survey, to form a viable interscholastic team based on student responses from the interscholastic survey? If yes, what sport?	NO		NO
4. For a sport currently offered at the varsity level only, is there sufficient interest, based on your most recent Student Interest Survey, to form a viable team for a junior varsity or freshman team that is not currently offered?	NO		NO
5. For a sport currently offered at the junior varsity or freshman level is there sufficient interest, based on your most recent Student Interest Survey, to form a varsity team not currently offered?	NO		NO
6. If you answered YES to question (1), (2), (3), (4), or (5), are there enough high schools in your geographic area offering the sport (at the appropriate level) to allow for the development of a reasonable schedule of competition?	NO		NO

Principal's Signature: Macey Glen Lamb Date: 3/31/05

**2004-2005
BUDGETED AND ACTUAL EXPENDITURES - PROGRAM COMPARISON CHART
TO INCLUDE BOOSTER CLUB FUNDING**

	Expenditures	Expenditures	Expenditures	Expenditures	Expenditures	Expenditures
	equipment and supplies	travel	awards	coaches' salaries (to include supplemental and extended employment)	facilities improvements	publications (if sport-specific)
G basketball	8,966.00	18,995.00	42.40	12,686.00	-0-	-0-
B basketball	3,029.00	16,060.30	64.75	12,686.00	-0-	1,325.00
G softball FAST PTT	5,240.00	-0-	194.52	3,890.00	7,002.81	-0-
B baseball	2,148.05	816.75	666.30	3,890.00	5,656.94	40.87
G cross country	5,936.50	543.00	896.00	1,803.00	-0-	-0-
B cross country	5,936.50	543.00	896.00	1,803.00	-0-	-0-
G golf	188.00	1,810.00	125.00	2,421.00	-0-	-0-
B golf	188.00	2,015.00	125.00	2,421.00	-0-	-0-
G soccer	550.65	-0-	239.84	5026.00	-0-	-0-
B soccer	1,728.93	470.13	217.10	5026.00	-0-	-0-
G swimming	N/A	N/A	N/A	N/A	N/A	N/A
B swimming	N/A	N/A	N/A	N/A	N/A	N/A

Paul B. ...
G = 4290
B = 5890
257,928
8,209,219
B = 87,017
21,010
B = 23,650
5,1904
B = 4,167
6,07,000
B = 5,657
G = 0
B = 1,300

- Total expenditures on T-35 and T-36 on the 2004-2005 year report due by April 15, 2005, should reflect the total monies spent (rounded off to nearest hundred) for the entire year of 2003-2004 ending June 30, 2004.
- Booster Club Funding/Contributions must be included in the expenditures total.

Principal's Signature: *Sharon ...* Date: *3/3/05*
 Copyright 1999, Good Sports, Inc., Title IX and Gender Equity Specialists. All rights reserved.

G = 58,125
B = 59,773

2004-2005
BUDGETED AND ACTUAL EXPENDITURES - PROGRAM COMPARISON CHART 2
TO INCLUDE BOOSTER CLUB FUNDING

KHSAA
 Form T36
 REV 10/04

Teams	equipment and supplies	travel	awards	coaches' salaries (to include supplemental and extended employment)	facilities improvements	publications (if sport-specific)
	Expenditures	Expenditures	Expenditures	Expenditures	Expenditures	Expenditures
G track	808.50	-0-	30.00	1,803.00	-0-	-0-
B track	808.50	-0-	30.00	1,803.00	-0-	-0-
G tennis	N/A	N/A	N/A	N/A	N/A	N/A
B tennis	N/A	N/A	N/A	N/A	N/A	N/A
G volleyball	4,424.20	-0-	195.68	4,908.00	-0-	-0-
B wrestling	N/A	N/A	N/A	N/A	N/A	N/A
G softball s/p	4,103.60	62.19	180.00	2,585.00	-0-	-0-
B (football)	37,236.64	3,725.28	4,167.50	27,144.18	-0-	-0-

- Total expenditures on T-35 and T-36 on the 2004-2005 year report due by April 15, 2005, should reflect the total monies spent (rounded off to nearest hundred) for the entire year of 2003-2004 ending June 30, 2004.
- Booster Club Funding/Contributions must be included in the expenditures total.
- Indicate percentage of total expenditures for each gender: Total Expenditures \$237,924.61 % for boys 60% % for girls 40%

Principal's Signature: _____



Date: _____

3/31/05

2004-2005 KHSAA TITLE IX ATHLETICS AUDIT


KHSAA
Form T-41
Rev. 10/04

Checklist - Overall Interscholastic Athletics Program

DIRECTIONS:

For the Areas of Compliance (Opportunities and Benefits) listed on the left hand side of the page, place a checkmark under the appropriate column identifying whether your school provided an advantage to the Girls' Program, or to the Boys' Program or to Neither Program.

Areas of Compliance:	ADVANTAGE TO:		
	GIRLS' PROGRAM	BOYS' PROGRAM	NEITHER PROGRAM
OPPORTUNITIES			
Accommodation of Interest and Abilities			X
BENEFITS			
Equipment and Supplies			X
Scheduling of Games and Practice Time			X
Travel and Per Diem Allowances			X
Coaching			X
Locker Rooms, Practice and Competitive Facilities			X
Medical and Training Facilities and Services			X
Publicity			X
Support Services			X
Athletic Scholarships			X
Tutoring			X
Housing and Dining Facilities and Services			X
Recruitment of Student Athletes			X

Principal's Signature:  Date: 3-31-05

SCHOOL NAME

GRANT COUNTY HIGH SCHOOL

**2004-2005
TITLE IX
CORRECTIVE ACTION PLAN**

DIRECTIONS:

1. For Column 1, indicate the intended area which needs corrective action in order to achieve gender equity. For Column 2, write the suggested change or activities that will correct the area in need of alteration. For Column 3, include the estimated completion date for the changes or activities.
2. It is possible to attain compliance with Title IX and no longer need "corrective" action. However, the KHSAA strongly encourages compliant schools to identify items for improvement (Column 1), activities to accomplish the improvement (Column 2) and a timetable for completion (Column 3) that will strengthen the athletic program.
3. You may copy this form as needed. Please attach corrective action plans along with audit forms and submit by April 15, 2005.

COLUMN 1 ITEM FOR CORRECTION/ IMPROVEMENT	COLUMN 2 SUGGESTED CHANGE/ ACTIVITIES	COLUMN 3 TIME TABLE FOR CORRECTIVE ACTION/ COMPLETION
GIRLS SLOW PITCH SOFTBALL	ADDED ASST. COACH FOR 2004-2005 WILL ADD JV TEAM	2005-2006

Principal's Signature: *Sharon Hoover* Date: 3-31-05

To: KHSAA
From: Scott Shipp Grant County High School Athletic Director
Date: 8-8-05
Re: Notes from Title IX report

deleted from file

1. I have included a copy of Form GE-19 and checked the correct boxes on form.
2. The Gender Equity Review Committee will meet once during fall, winter, and spring sports. When school starts for the 2005-2006 school year I will pick one female and one male student athlete to serve on the committee and set dates at that time.
3. School Administration and Gender Equity Committee will continue to monitor the purchase of uniforms at Grant County High School.
4. After reviewing awards expenses for football it was noticed that football had included the cost for the awards banquet meal in their Title IX report. At the annual Grant County High School coaches meeting on August 4, 2005 all coaches approved the awards policy for Grant County High School athletics. The new policy will only include B.J. Toll scholarship and trophy awards for student athletes. (see **policy included in package**)

Football Title IX expenses for fiscal year 2003-2004

B.J. Toll Scholarship	2003- \$250.00
	2004- \$250.00
* Banquet Meal	\$3,225.00
Game film for seniors	\$325.00
Trophies	<u>\$117.50</u>
Total	\$4,167.50

* Clarified that expenses should be included in awards line on T-35/36. AD explained costs included parents' meals. New policy currently denies that as an approved cost.

ATHLETIC POLICY

School District: Grant County

School: Grant County High School

(08 – 2005) Guidelines for purchasing athletic awards

A. Guidelines

All extracurricular sports purchasing awards for teams must follow guidelines listed below. All awards must be approved by Athletic Director before purchase is processed.

A. Boosters may only contribute to awards by giving annually to the B.J. Toll Scholarship fund of \$250.00 per year.

B. Each team coach may purchase trophies for student athletes for end of the year banquet not to exceed \$15.00 per award. The Athletic Director will make sure each girls and boys awards are even in numbers purchased and cost.

08-08-2005