




Kentucky High School Athletic Association

2280 Executive Drive • Lexington, KY 40505 • www.khsaa.org • (859)299-5472 (859)293-5999 (fax)

MEMORANDUM

To: Superintendent, Principal, and Athletic Director
Johnson Central High School

From: Brigid L. DeVries, Commissioner
Larry Boucher, Assistant Commissioner 


Date: May 3, 2005

Subject: 2004-2005 Title IX Annual Report Forms Submission

Enclosed please find a copy of Form T-65, the 2004-2005 KHSAA Title IX Annual Report Submission Status Report. In addition, you may find an attachment with corrected copies of the forms submitted by your school personnel. Please review this information so the forms can be completed accurately in the future.

Also, KHSAA Audit Team Members may have requested resubmission of some of the 2004-2005 Annual Report Forms or need additional information on your athletic programs. Please submit this information by the date requested if this is applicable. Copies and all KHSAA Title IX documents must be kept current and included in your permanent Title IX File at the school. All documents are subject to Open Records Requests.

Should you need any further information, please do not hesitate to call anytime.



**KHSAA TITLE IX
ANNUAL REPORT SUBMISSION
STATUS REPORT
2004-2005**

KHSAA
Form T65
Revised 4/05

TO: KHSAA Member School Superintendents, Principals, and Athletic Directors

FROM: Brigid L. DeVries, Commissioner
Larry Boucher, Assistant Commissioner

DATE: May 3, 2005

School	Johnson Central High School	Reviewed by	Fran Edwards
--------	-----------------------------	-------------	--------------

The following is a status report regarding the required 2004 - 2005 Title IX Annual Report submission of forms due into the KHSAA office by April 15, 2005. Appropriate KHSAA Audit Team personnel have reviewed these forms and the following is a summary of this review.

I. Checklist of Forms properly submitted in a satisfactory manner:

	GE 19 (Annual Verification)	✓	T-35 (Budget Expenses)
✓	T-1 (Summary Program Chart 1)	✓	T-36 (Budget Expenses)
✓	T-2 (Summary Program Chart 2)	✓	T-41 (Checklist – Overall Interscholastic Program)
✓	T-3 (Summary Program Chart 3)	✓	T-60 (Corrective Action Plan)
✓	T-4 (Summary Program Chart 4)		

II. Status

A.		2004 – 2005 Forms are satisfactory and no further information or action is necessary at this time.
B.	✓	<p>Errors have been noted with respect to the following forms:</p> <ul style="list-style-type: none"> ▪ <i>Form GE-19 (Annual Verification)</i> – On this form, "see attached sheet" was listed for the names of the members of the Gender Equity Review Committee. This sheet was not included. <p>Please resubmit a completed Form GE-19 to the KHSAA with the names of the members of your Gender Equity Review Committee no later than June 15, 2005.</p>
C.		The following forms were omitted and must be submitted by school representatives:
D.		Other Recommendation and Comments:



Kentucky High School Athletic Association

**2004-2005 KENTUCKY HIGH SCHOOL ATHLETIC ASSOCIATION
ANNUAL VERIFICATION OF TITLE IX PROCEDURES**

(To be submitted by April 15, 2005 along with other required forms)

APR 15 2005

The Johnson Central High School, Paintsville, Kentucky
(Name of High School) (City)

certifies to the Kentucky High School Athletic Association that the following is an accurate and true representation of the facts surrounding compliance with 20 U.S.C. Sections 1681-1688, et. Seq. (also known as Title IX)

I certify the following provisions in accordance with records at the school contained in the permanent Title IX file, and to the best of my knowledge have completed the following tasks (All boxes must be checked).

- Established a gender equity committee at the high school. (list committee personnel and provide attachment if necessary)

Name	Address	Phone	Title
See Attached Sheet			

- Scheduled a minimum of three meetings during the 2004-2005 school year on the following dates:

October 8, 2004
January 5, 2005
May 23, 2005

- Designated the following person(s) as the Title IX coordinator for the school:

Harry E. Burchett – Assistant Principal 257 North Mayo Trail, Paintsville, KY (606)789-2500
Name Title Address Phone

- Designated the following person(s) as the Title IX coordinator for the district:

Carol Sturgill – District Title IX Coordinator 253 North Mayo Trail, Paintsville, KY (606)789-2500
Name Title Address Phone

- School personnel are continuing to make periodic reviews of the boys' and girls' athletics program reflected in the Corrective Action Plan.

- In addition to the above information, the above referenced school maintains a complete permanent file relative to Title IX records including copies of the self-assessment audit, all corrective action plans, and other related materials.

Steve Trimbly
Principal's Signature

April 14, 2005
Date

D.L. Hamilton
Superintendent Signature

L.K. Bell
School Board Chairpersons' Signature

(Send original copy to KHSAA - Maintain duplicate in Title IX school folder)

2004-2005
ACCOMMODATION OF INTERESTS AND ABILITIES
SUMMARY PROGRAM CHART 1

KHSAA
 Form T1
 Rev. 10/04

Participation Opportunities Test One

		(Column 1)	(Column 2)	(Column 3)	(Column 4)
	Program	Enrollment	Percentage of Total Enrollment	Number of Interscholastic Participants (double and triple count)	Percentage of Total Participation
Row 1	GIRLS	488	49	241	49
Row 2	BOYS	490	50	247	51
Row 3	Totals	978	100%	488	100%

Instructions:

*Number of 8th grade students & below used in Column 3 and Column 4 calculations if applicable: _____

- 1) Determine the total number of girls enrolled, (place in Row 1, Column 1). Determine the total number of boys enrolled, (place in Row 2, Column 1).
- 2) Add the total number of girls and boys enrolled to determine total enrollment, (place in Row 3, Column 1).
- 3) Calculate the percentage of total enrollment that is female. (Divide Row 1, Column 1 by row 3, Column 1 and place in Row 1, Column 2.) Calculate the percentage of total enrollment that is male. (Divide Row 2, Column 1 by Row 3, Column 1 and place in Row 2, Column 2.) Note: Row 1, Column 2 plus Row 2, Column 2 should total 100%.
- 4) Ask the head coaches to review the most updated eligibility or squad lists for their teams. Ask coaches to confirm the names of those individuals who are on the team as of the first **date of competition**, and cross out the names of those who were cut from the team or quit the team prior to the first competitive event. Determine the total number of interscholastic athletics participants that are girls, (and place in Row 1, Column 3). In order to determine the total number of athletics participants, an individual should be counted each time he or she participates on a team. For example, if Jane Doe competes on the varsity volleyball team, the junior varsity volleyball team, the junior varsity basketball team, and the varsity softball team, she should be counted as four participants (**do not include club or intramural sports participants, cheerleaders, dance teams, or pom squads**). Calculate the same way for boys and girls. * In addition, should 8th grade students and below play on a Freshman, Junior Varsity, or Varsity team, they should also be counted for each team and sport on which they participate. If applicable, please asterisk the above notation as to how many 8th grade students & below are included in the totals. Using the same procedure, determine the total number of interscholastic athletic participants that are boys, (and place in Row 2, Column 3). Add Row 1, Column 3 plus Row 2, Column 3 to get total participants and place in Row 3, Column 3.
- 5) Calculate the percentage of female participation. (Row 1, Column 3 divided by Row 3, Column 3 and place in Row 1, Column 4.) Calculate the percentage of male participation. (Row 2, Column 3 divided by Row 3, Column 3 and place in Row 2, Column 4.) Note: Row 1, Column 4 plus Row 2, Column 4 should total 100%.

Note: While being within three percent is not a formal compliance standard; if the percent listed in Row 1, Column 4 is within 3% of Row 1, Column 2, then it provides a good target within which compliance is likely.

Principal's Signature: Steve Trumble Date: April 14, 2005

2004-2005
ACCOMMODATION OF INTERESTS AND ABILITIES
SUMMARY PROGRAM CHART 2

KHSAA
 Form T2
 Rev. 10/04

Participation Opportunities Test Two

			Column 1	Column 2	Column 3	Column 4	Column 5
Program			Number of Teams Currently Offered	Number of Participants	Number of Teams Added in Last Five Years	Number of Participants Added in Last Five Years	Percent of Total Participation By Sex Added in Last 5 Years
GIRLS	Row 1	varsity:	7	112	1	11	
	Row 2	j.v.:	7	105	4	40	
	Row 3	frosh:	3	24	2	9	
	Row 4	total:	17	241	7	60	25
BOYS	Row 5	varsity:	8	161	0	0	
	Row 6	j.v.:	7	60	3	0	
	Row 7	frosh:	3	26	1	0	
	Row 8	total:	18	247	4	0	0

- 1) For Column 1, list the number of interscholastic teams offered for girls and boys at each competitive level (varsity, junior varsity, and freshman). For girls, total each of the entries in Rows 1, 2, and 3 into Row 4. For boys, total Rows 5, 6, and 7 into Row 8.
- 2) For Column 2, list the number of participants at each level. For girls, total each of the entries in Rows 1, 2, and 3 into Row 4. For boys, total Rows 5, 6, and 7 into Row 8. **Note:** The totals in Row 4 for girls and in Row 8 for boys must be the same as the totals in Form T-1, Column 3, Rows 1 and 2 respectively.
- 3) For Column 3, list the number of interscholastic teams that have been added in the last five years at each competitive level. Count each team added during the 5 year period only one time. e.g. Girl's junior varsity soccer was added 3 years ago, count the team only once, not 3 times. For girls, total the entries in Rows 1, 2, and 3 into Row 4. For boys, total Rows 5, 6, and 7 into Row 8.
- 4) For Column 4, list the number of participants that are currently on each level of the teams that were added in the last five years. If a team was added previously but no longer exists, there are no current participants to be added for that team. For girls, total the entries in Rows 1, 2, and 3 into Row 4. For boys, total Rows 5, 6, and 7 into Row 8.
- 5) For Column 5, calculate the percentage of participants that have been added in the last five years. For girls, take the number in Column 4, Row 4 and divide by the number in Column 2, Row 4. For boys, take the number in Column 4, Row 8 and divide it by the number in Column 2, Row 8.

Note: If the percentage of current participants added in the last five years is 25% or greater, compliance with test two may be possible. If less than 25%, then compliance with test three should be analyzed. **CAUTION:** 25% is not a formal compliance standard.

Principal's Signature: Steve Trumble Date: April 14, 2005

2004-2005
ACCOMMODATION OF INTERESTS AND ABILITIES
SUMMARY PROGRAM CHART 3

Participation Opportunities Test Three

FOR ANY QUESTION ANSWERED "YES" IDENTIFY THE RESPECTIVE SPORT(S).

	GIRLS (Yes / No)		BOYS (Yes / No)
1. For a sport not currently played at the interscholastic level (varsity, junior varsity, or freshman) in your school, is there an intramural team offered for that sport?	No		No
2. For a sport <u>not</u> currently offered in your interscholastic athletics program, is there sufficient interest to form a viable interscholastic team based on participation on an intramural team or community recreation teams?	No		No
3. For a sport <u>not</u> currently offered, is there sufficient interest, based on your most recent Student Interest Survey, to form a viable interscholastic team based on student responses from the interscholastic survey? If yes, what sport?	No		No
4. For a sport currently offered at the varsity level only, is there sufficient interest, based on your most recent Student Interest Survey, to form a viable team for a junior varsity or freshman team that is not currently offered?	No		No
5. For a sport currently offered at the junior varsity or freshman level is there sufficient interest, based on your most recent Student Interest Survey, to form a varsity team not currently offered?	No		No
6. If you answered YES to question (1), (2), (3), (4), or (5), are there enough high schools in your geographic area offering the sport (at the appropriate level) to allow for the development of a reasonable schedule of competition?	N/A		N/A

Principal's Signature: Steve Trimbly Date: April 14, 2005

2004-2005

ACCOMODATION OF INTERESTS AND ABILITIES
SUMMARY PROGRAM CHART 4

Levels of Competition Test One

		Column 1	Column 2	Column 3
Girls	Team Levels	Number of Teams Currently Offered	Number of Participants	Percentage of Participants at Each Level
Row 1	varsity:	7	112	46
Row 2	j.v.:	7	105	44
Row 3	frosh:	3	24	10
Row 4	total:	17	241	100%
Boys				
Row 5	varsity:	8	161	65
Row 6	j.v.:	7	60	24
Row 7	frosh:	3	26	11
Row 8	total:	18	247	100%

- 1) Column 1, list the number of interscholastic teams offered for girls and boys at each competitive level; varsity, junior varsity, and freshman. (Refer to Form T-2, Accommodation of Interests and Abilities, Summary Program Chart 2, Column 1.)
- 2) For Column 2, list the number of participants at each level. For girls, total the entries in Rows 1, 2, and 3 into Row 4. For boys, total the entries in Rows 5, 6, and 7 into Row 8. (Refer to Form T-2, Accommodation of Interests and Abilities, Summary Program Chart 2, Column 2.)
- 3) For Column 3, calculate the percentage of female and male participants at each level.
For girls' varsity, junior varsity, and frosh, respectively:
 - Divide Column 2, Row 1 by Column 2, Row 4, and place the percentage in Column 3, Row 1.
 - Divide Column 2, Row 2 by Column 2, Row 4, and place the percentage in Column 3, Row 2.
 - Divide Column 2, Row 3 by Column 2, Row 4, and place the percentage in Column 3, Row 3.
 -
 For boys' varsity, junior varsity, and frosh, respectively:
 - Divide Column 2, Row 5 by Column 2, Row 8, and place the percentage in Column 3, Row 5.
 - Divide Column 2, Row 6 by Column 2, Row 8, and place the percentage in Column 3, Row 6.
 - Divide Column 2, Row 7 by Column 2, Row 8, and place the percentage in Column 3, Row 7.

Principal's Signature: Steve Trumble Date: April 14, 2005

2004-2005

BUDGETED AND ACTUAL EXPENDITURES - PROGRAM COMPARISON CHART
TO INCLUDE BOOSTER CLUB FUNDING

	equipment and supplies	travel	awards	coaches' salaries (to include supplemental and extended employment)	facilities improvements	publications (if sport-specific)
	Expenditures	Expenditures	Expenditures	Expenditures	Expenditures	Expenditures
G basketball	17654.00	2500.00	900.00	4450.00		
B basketball	6235.00	2500.00	500.00	4450.00		
G softball	3950.00	650.00	150.00	2000.00		
B baseball	4215.00	900.00	125.00	2000.00		
G cross country	75.00	250.00	87.00	1000.00		
B cross country	75.00	250.00	87.00	1000.00		
G golf	315.00	450.00	65.00	1500.00		
B golf	315.00	450.00	65.00	1500.00		
G soccer						
B soccer						
G swimming	1125.00	325.00	115.00	2725.00		
B swimming	1125.00	325.00	115.00	2725.00		

1. Total expenditures on T-35 and T-36 on the 2004-2005 year report due by April 15, 2005, should reflect the total monies spent (rounded off to nearest hundred) for the entire year of 2003-2004 ending June 30, 2004.

2. Booster Club Funding/Contributions must be included in the expenditures total.

Principal's Signature: Steve Jundke Date: 4/14/05

**2004-2005
BUDGETED AND ACTUAL EXPENDITURES - PROGRAM COMPARISON CHART 2
TO INCLUDE BOOSTER CLUB FUNDING**

Teams	equipment and supplies	travel	awards	coaches' salaries (to include supplemental and extended employment)	facilities improvements	publications (if sport-specific)
	Expenditures	Expenditures	Expenditures	Expenditures	Expenditures	Expenditures
G track	972.00	289.00	75.00	1500.00		
B track	972.00	289.00	75.00	1500.00		
G tennis						
B tennis						
G volleyball	2850.00	1653.00	162.00	2000.00		
B wrestling	3000.00	1023.00	129.00	3000.00		
G (list sport)						
B (football)	20000.00	3194.00	483.00	4450.00		
G (list sport)						
B (list sport)						

1. Total expenditures on T-35 and T-36 on the 2004-2005 year report due by April 15, 2005, should reflect the total monies spent (rounded off to nearest hundred) for the entire year of 2003-2004 ending June 30, 2004.
2. Booster Club Funding/Contributions must be included in the expenditures total.
3. Indicate percentage of total expenditures for each gender: Total Expenditures \$98,859.00 % for boys 50 % for girls 50

Principal's Signature:  Date: April 14, 2005

2004-2005 KHSAA TITLE IX ATHLETICS AUDIT

KHSAA
Form T41
Rev. 10/04

Checklist - Overall Interscholastic Athletics Program

DIRECTIONS:

For the Areas of Compliance (Opportunities and Benefits) listed on the left hand side of the page, place a checkmark under the appropriate column identifying whether your school provided an advantage to the Girls' Program, or to the Boys' Program or to Neither Program.

Areas of Compliance:	ADVANTAGE TO:		
	GIRLS' PROGRAM	BOYS' PROGRAM	NEITHER PROGRAM
OPPORTUNITIES			
Accommodation of Interest and Abilities			X
BENEFITS			
Equipment and Supplies			X
Scheduling of Games and Practice Time			X
Travel and Per Diem Allowances			X
Coaching			X
Locker Rooms, Practice and Competitive Facilities			X
Medical and Training Facilities and Services			X
Publicity			X
Support Services			X
Athletic Scholarships			X
Tutoring			X
Housing and Dining Facilities and Services			X
Recruitment of Student Athletes			N/A

Principal's Signature: Steve Truitt Date: April 14, 2005

SCHOOL NAME

2004-2005
TITLE IX

Johnson Central High School

CORRECTIVE ACTION PLAN

DIRECTIONS:

1. For Column 1, indicate the intended area which needs corrective action in order to achieve gender equity. For Column 2, write the suggested change or activities that will correct the area in need of alteration. For Column 3, include the estimated completion date for the changes or activities.
2. It is possible to attain compliance with Title IX and no longer need "corrective" action. However, the KHSAA strongly encourages compliant schools to identify items for improvement (Column 1), activities to accomplish the improvement (Column 2) and a timetable for completion (Column 3) that will strengthen the athletic program.
3. You may copy this form as needed. Please attach corrective action plans along with audit forms and submit by April 15, 2005.

COLUMN 1 ITEM FOR CORRECTION/ IMPROVEMENT	COLUMN 2 SUGGESTED CHANGE/ ACTIVITIES	COLUMN 3 TIME TABLE FOR CORRECTIVE ACTION/ COMPLETION
See Attached Plan!		

Principal's Signature: Steve Paul

Date: 4/14/05

**JOHNSON COUNTY SCHOOLS
2004-2005 TITLE IX/EQUITY PLAN**

**Reviewed by Johnson County BOE
Updated by Equity Committee on January 5, 2005(in bold print)**

Strategies/Activities	Person(s) Responsible	Start Date	End Date
1. As a part of the JCHS Consolidated Planning Needs Assessments, survey female students to determine what sports are viable offerings in [2000-2001] and in 2001-2002. [Annually]	Steve Trimble Harry Burchett Charlotte Dockery	February 2001	March 2001
2. Offer one additional girls' sport at JCHS in 2000-2001 and explore the feasibility of adding another girls' sport in 2001-2002. [Girls' JV volleyball was implemented Fall Semester 2000.]	Harry Burchett Steve Trimble	Fall Semester 2000	May 2001
2.5 Expand into Girls' Varsity Volleyball in 2001-02. [Implemented]	Harry Burchett Steve Trimble	Fall Semester 2001	May 2002
3. Develop an Equity Component and/or specific Equity Action Plans to the JCMS Consolidated Plan to address male-female student achievement differences evidenced on the latest CATs results. [Completed]	Steve Whitaker Ben Hamilton Tim Adams	August 2000	June 2002
4. At JCHS, gradually improve (consistent with the school's Perkins Vocational Plan) male-female balance in vocational classes that traditionally have been either male or female dominant. [In Progress]	Charlotte Dockery Steve Trimble	August 2000	On-going
5. At JCHS, gradually improve the parity of male and female student performance on all sections of the ACT exam and state accountability assessments. [In Progress]	Charlotte Dockery	August 2000	On-going

Strategies/Activities	Person(s) Responsible	Start Date	End Date
6. Raise the head softball coach's stipend from \$1,000 to \$2,000 (to the same level as the head baseball coach) and pay assistant softball coaches commensurate with baseball assistant coaches. [Completed]	Orville Hamilton Johnson County BOE Peggy Vanhoose	July 2000	June 2002
7. Obtain (through donation?) a scoreboard for the girls' softball field. [Implemented]	Harry Burchett Steve Trimble	July 2000	June 2002
8. Arrange for lockers for use by the softball team (JCMS football lockers / 3 rd base side baseball lockers). [Implemented]	Steve Trimble Steve Whitaker Harry Burchett	July 2000	June 2001
9. Principals obtain financial information from all of the schools' booster organizations. [Implemented]	Peggy Vanhoose Steve Trimble Steve Whitaker	August 2000	June 2001 & On-going
10. All schools, including elementaries, develop an Equity Component to their 2000-2002 Consolidated Plans to address gender disparities in student academic performance, athletic & extracurricular opportunities, etc. [Completed]	All Elementary Principals	January 2000	May 2002
11. Upgrade girls' softball field with brick dust surface to allow for fewer rain outs. [Implemented]	Harry Burchett Steve Trimble Scott Rowland	July 2000	June 2001
12. Resurface track at Johnson Central High School. [Completed]	Scott Rowland Harry Burchett Steve Trimble	June 2002	Fall 2002
13. Replacement of baseball lighting and poles to address. Safety concerns with existing poles. [Completed]	Scott Rowland Harry Burchett	June 2002	Fall 2002

14. Renovate Baseball/Softball Restroom Facilities [In Progress]	Scott Rowland	Spring 2002	Fall 2004
15. Upgrade of weight room facilities to accommodate all participants from every sport. [Completed]	Scott Rowland Steve Trimble Harry Burchett	Spring 2002	Fall 2004
16. Replacement of center scoreboard in JCHS Fieldhouse to accommodate girls volleyball. [Completed]	Steve Trimble Harry Burchett	Spring 2002	Spring 2002
17. Installation of safety piping along top of baseball/softball chain link fencing. [Implemented]	Steve Trimble Harry Burchett	Spring 2002	Spring 2002
18. Installation of screen netting on both baseball/softball fields. [In Progress]	Steve Trimble Harry Burchett	Spring 2003	Fall 2005
19. Repair / Replace Track Long Jump and Field Equip. [In Progress]	Steve Trimble Scott Rowland	Spring 2003	Spring 2006
20. Publish Seasonal Sports Programs. [On-Going]	Harry Burchett Coaches	Spring 2003	On-going
21. Upgrade Softball Lighting. [Planned Construction]	Scott Rowland Steve Trimble	Fall 2003	Spring 2006
22. Upgrade Scoreboards at Football/Baseball Fields. [In Progress]	Steve Trimble Scott Rowland	Fall 2003	Spring 2005
23. Provide adequate matting for Wrestling, Cheer, & Dance. [Complete]	Steve Trimble Harry Burchett	Fall 2003	Fall 2004
24. Upgrade Softball Field Surface with brick dust thus reducing rain outs. [Completed]	Steve Trimble Harry Burchett	Spring 2004	Spring 2004
25. Build Storage Facility for out of season sports equipment. [Completed]	Steve Trimble Harry Burchett	Fall 2003	Spring 2004

- | | | | |
|--|---------------|-------------|-------------|
| 26. Upgrade pool controls for remote monitoring / access providing improved water condition. [Completed] | Scott Rowland | Spring 2003 | Spring 2004 |
| 27. Upgrade pool cleaning system. [Completed] | Scott Rowland | Spring 2004 | Spring 2004 |
| 28. Provided financial assistance to the Paintsville Country Club for upgrades to the tee boxes. [Completed] | JCBOE | Fall 2003 | Fall 2003 |
| 29. Negotiated new District Basketball Schedule providing for boys and girls double header prime time games. | Steve Trimble | Spring 2004 | Spring 2004 |
| 30. Fill practice area to elevation consistent with other fields. | Scott Rowland | Fall 2004 | Fall 2005 |
| 31. Remodel pool bldg. incl. pool, locker rooms and classes. | Scott Rowland | Spring 2005 | Fall 2007 |

2005-2006 INTERSCHOLASTIC ATHLETICS SURVEY
Summary of Student Responses

School Name	Johnson Central High School
School Enrollment	978
Date	04/14/2005
Completed By	Harry E. Burchett / Girree Johnson

Instructions:

1. Summarize the Student Athletics Interest Surveys Form T-61 by listing the total number of responses on the line next to each sport.
2. Under the Other Category please provide a listing of the sports as well as the number of students who are interested in participating.
3. Please sign and date the Summary Form (T-63) and mail the Summary Form only to the KHSAA by April 15, 2004. Do not mail the student surveys (Form T-61). However, these Forms should be maintained in your files in the event they are requested subsequently.

1058 Number of Surveys

891 Total Returned (*A minimum of 80% return is expected*)

8-11 Grades Surveyed (*Should be grades 9-11 and 8th grade if school has a feeder system*)

How Was The Survey Administered? English Classes

(e.g. was it given in all English classes, or all home rooms, or advisee/advisor?)

Fall Sports (List Total Number of Participation Responses)

72 _____ Cross Country (Girls)
 56 _____ Cross Country (Boys)
 17 _____ Field Hockey (Girls)
 118 _____ Football (Boys)
 28 _____ Golf (Girls)
 22 _____ Golf (Boys)
 28 _____ Soccer (Girls)
 27 _____ Soccer (Boys)
 58 _____ Volleyball (Girls)
 27 _____ Volleyball (Boys)

Winter Sport (List Total Number of Participation Responses)

62 _____ Basketball (Girls)
 48 _____ Basketball (Boys)
 17 _____ Gymnastics (Girls)
 19 _____ Indoor Track (Girls)
 20 _____ Indoor Track (Boys)
 37 _____ Swimming & Diving (Girls)
 28 _____ Swimming & Diving (Boys)
 45 _____ Wrestling (Boys)

Spring Sport (List Total Number of Participation Responses)

- 60 _____ Baseball (Boys)
- 43 _____ Fast Pitch Softball (Girls)
- 15 _____ Slow Pitch Softball (Girls)
- 18 _____ Tennis (Girls)
- 11 _____ Tennis (Boys)
- 46 _____ Track (Girls)
- 39 _____ Track (Boys)

Other Sports (From Student Survey T-61 Question 10)

Name of Sport	Number of Students Interested In Participating
<u>Paint Ball</u>	_____
<u>Bass Fishing</u>	_____
<u>Skate Boarding</u>	_____
<u>X-Games</u>	_____
<u>Chess</u>	_____
<u>Etc.</u>	_____
_____	_____
_____	_____

Number of Students who participate in Intramural Sports.
(From Student Survey T-61 Question 5)

<u>Sport</u>	<u>Number</u>
_____	_____
_____	_____
_____	_____
_____	_____
_____	_____
_____	_____

List Intramural Sports students are interested in adding:
(From Student Survey T-61 Question 6)

<u>Sport</u>	<u>Number</u>
<u>Fishing</u>	_____
<u>Billiards</u>	_____
<u>Field Hockey</u>	_____
<u>Mountain Biking</u>	_____
_____	_____
_____	_____

Participation in Non-School Sports Activities

(From Student Survey T-61 Question 7)

<u>Sport</u>	<u>Number</u>
_____	_____
_____	_____
_____	_____
_____	_____
_____	_____
_____	_____

Reasons for not participating in interscholastic athletics.

(From Survey Question 8)

Response	391	Number
----------	-----	--------

- 27 _____ I prefer other activities such as band, chorus, etc.
- 143 _____ I don't have time
- 47 _____ The practice schedules and game times are inconvenient
- 23 _____ The sport I like isn't offered
- 14 _____ It's too expensive
- _____ I prefer to participate in club or intramural sports
- 114 _____ Working
- 37 _____ Other

Student Suggestions to encourage participation

Steve Mumble
Principal's Signature

April 14, 2005
Date



TITLE IX
FIVE-YEAR ACCOMPLISHMENTS
1999-2004

KHSAA
 Form-T68
 Rev. 9/03

At the end of this school year, as we complete the 5-year KHSAA Title IX Compliance Project, the KHSAA will provide the Kentucky Department of Education a status report of accomplishments. Please review your school's progress since 1999-2000 and itemize those accomplishments which you feel you have made in your efforts to provide greater gender equity in athletics at your school.

(For example: Softball field lights (or other improvements), specific amounts of "prime time" playing opportunity adjustments, cheerleading balance, equitable equipment replacement schedules, equitable pay for coaches, equitable opportunities for facilities use, establishment of additional sports, establishment of more teams at various levels, equalizing number of contests per season, etc., etc.)


<p style="text-align: center;">Opportunities (Example: Sports or Levels of Teams Added for Girls)</p>	<p>During the past five years we have added both JV and Varsity Volleyball, JV Softball, and Freshman Basketball.</p>
<p style="text-align: center;">Equipment and Supplies (Example: New Equipment – batting cages, soccer goals, uniforms, balls, bats, etc.)</p>	<p>All programs are fully supplied with sport specific equipment as well as uniforms on a replacement schedule.</p>
<p style="text-align: center;">Scheduling of Games and Practice Times (Example: 50/50 scheduling ratio of boys' games to girls'. Additional weekend "prime time" opportunities)</p>	<p>All practice and game schedules meet or exceed Title IX requirements of equal or greater than equal access to early practice times and prime time games.</p>

<p>Travel and Per-Diem (Example: Spring Break Trip for Softball, Upgrade of meals or meal opportunities)</p>	<p>All teams regardless of gender may request overnight and / or out of state trips. These special trips require Board approval at least one month prior to the scheduled activity. Teams requiring meal allowances receive the same amount per participant per meal unless the travel location dictates increased funding. Ex. KHSAA Sweet Sixteen</p>
<p>Coaching (Example: Hiring of additional coaches, paying equitable salaries)</p>	<p>All programs with both boys and girls teams maintain both equal number of coaching positions as well as equal compensation for their duties.</p>
<p>Locker Rooms, Practice and Competitive Facilities (Example: New or Renovated Facilities)</p>	<p>Facilities are continually upgraded through both local building projects as well as building projects requiring state approval and the bid process.</p>
<p>Medical and Training Services (Example: Additional or equitable sports coverage by medical support personnel, access to weight room)</p>	<p>A newly constructed weight room is available and accessible for all programs to use offering both male and female restroom / dressing facilities. Medical support services have historically been provided through community volunteers from the medical profession.</p>
<p>Publicity (Example: New or improved promotional opportunities at sporting events: 1. Dance/Pep/Cheerleaders 2. Posters 3. Radio/Television)</p>	<p>Sports with both male and female programs receive equal media coverage over the radio, and news print. Seasonal sports programs are produced to recognize all sports listing rosters, pictures, and schedules. Pocket size schedules are available to athletic programs and all activities are published via the school web page.</p>
<p>Support Services (Example: Additional funding for girls' sports)</p>	

Other Title IX Advancements	
--	--

Principal's

Signature:



Date: 04/14/2005



JOHNSON CENTRAL HIGH SCHOOL
257 NORTH MAYO TRAIL
PAINTSVILLE, KY 41240

PHONE: 606-789-2500 ■ FAX: 606-789-2547

To: Brigid DeVries, Commissioner
Larry Boucher, Assistant Commissioner
Fran Edwards, Associate

May 5, 2005

From: Harry E. Burchett
Johnson County Schools

Re: 2005 Title IX Report

Ms. DeVries,

I recently received the 2004 – 2005 KHSAA Title IX Annual Status Report Form. In the report it was noted that Johnson County failed to submit a complete list of Title IX Gender Equity Committee Members. This was completely an error on my behalf. As you know our completed and signed form GE19 references an attached sheet with committee members. I mistakenly forgot to add the list to the report and therefore am attaching the completed list. The committee has not changed from the previous year submission but will for next school year. If there are any further problems or I can be of any further assistance please let me know.

Sincerely,

A handwritten signature in cursive script that reads "Harry E. Burchett". The signature is written in dark ink and is positioned above the typed name and title.

Harry E. Burchett -- Assistant Principal
Johnson Central High School



Kentucky High School Athletic Association

**2004-2005 KENTUCKY HIGH SCHOOL ATHLETIC ASSOCIATION
ANNUAL VERIFICATION OF TITLE IX PROCEDURES
(To be submitted by April 15, 2005 along with other required forms)**

The Johnson Central High School, Paintsville, Kentucky
(Name of High School) (City)

certifies to the Kentucky High School Athletic Association that the following is an accurate and true representation of the facts surrounding compliance with 20 U.S.C. Sections 1681-1688, et. Seq. (also known as Title IX)

I certify the following provisions in accordance with records at the school contained in the permanent Title IX file, and to the best of my knowledge have completed the following tasks (All boxes must be checked).

- Established a gender equity committee at the high school. (list committee personnel and provide attachment if necessary)

Name	Address	Phone	Title
See Attached Sheet			

- Scheduled a minimum of three meetings during the 2004-2005 school year on the following dates:
October 8, 2004
January 5, 2005
May 23, 2005

- Designated the following person(s) as the Title IX coordinator for the school:

<u>Harry E. Burchett – Assistant Principal</u>	<u>257 North Mayo Trail, Paintsville, KY</u>	<u>(606)789-2500</u>
Name	Title	Address
		Phone

- Designated the following person(s) as the Title IX coordinator for the district:

<u>Carol Sturgill – District Title IX Coordinator</u>	<u>253 North Mayo Trail, Paintsville, KY</u>	<u>(606)789-2500</u>
Name	Title	Address
		Phone

- School personnel are continuing to make periodic reviews of the boys' and girls' athletics program reflected in the Corrective Action Plan.


- In addition to the above information, the above referenced school maintains a complete permanent file relative to Title IX records including copies of the self-assessment audit, all corrective action plans, and other related materials.

Principal's Signature April 14, 2005
Date

Superintendent Signature School Board Chairpersons' Signature
(Send original copy to KHSAA - Maintain duplicate in Title IX school folder)

2004-2005 GENDER EQUITY COMMITTEE
JOHNSON CENTRAL HIGH SCHOOL / JOHNSON COUNTY

Chairperson	Harry E. Burchett
Girls' Coaching Staff Representatives	Phillip Wireman Lisa Wireman
Boys' Coaching Staff Representatives	Darren Gamble
District Title IX Resource Person	Carol Sturgill
School Board Member	Danny Joe Daniels
School Board Attorney	Mike Schmitt
School Curriculum / Counseling	Noel Crum
Parent Representative	Karen Salyers
Student Representative	Alice Daniel
Middle School Principal	Steve Whitaker
Middle School Teacher	Debbie Melvin
Athletic Director / Asst. Principal	Harry E. Burchett
High School Principal	Steve Trimble
Director of Pupil Personnel	Delbert Conley
Asst. Supt. / Personnel Director	Arnold Rowland



**KHSAA TITLE IX
ANNUAL REPORT SUBMISSION
STATUS REPORT
2004-2005**

KHSAA
Form T65
Revised 4/05

TO: KHSAA Member School Superintendents, Principals, and Athletic Directors

FROM: Brigid L. DeVries, Commissioner
Larry Boucher, Assistant Commissioner

DATE: May 3, 2005

School	Johnson Central High School	Reviewed by	Fran Edwards
--------	-----------------------------	-------------	--------------

The following is a status report regarding the required 2004 - 2005 Title IX Annual Report submission of forms due into the KHSAA office by April 15, 2005. Appropriate KHSAA Audit Team personnel have reviewed these forms and the following is a summary of this review.

I. Checklist of Forms properly submitted in a satisfactory manner:

	GE 19 (Annual Verification)	✓	T-35 (Budget Expenses)
✓	T-1 (Summary Program Chart 1)	✓	T-36 (Budget Expenses)
✓	T-2 (Summary Program Chart 2)	✓	T-41 (Checklist – Overall Interscholastic Program)
✓	T-3 (Summary Program Chart 3)	✓	T-60 (Corrective Action Plan)
✓	T-4 (Summary Program Chart 4)		

II. Status

A.		2004 – 2005 Forms are satisfactory and no further information or action is necessary at this time.
B.	✓	<p>Errors have been noted with respect to the following forms:</p> <ul style="list-style-type: none"> ▪ <i>Form GE-19 (Annual Verification)</i> – On this form, "see attached sheet" was listed for the names of the members of the Gender Equity Review Committee. This sheet was not included. <p>Please resubmit a completed Form GE-19 to the KHSAA with the names of the members of your Gender Equity Review Committee no later than June 15, 2005.</p>
C.		The following forms were omitted and must be submitted by school representatives:
D.		Other Recommendation and Comments: