




Kentucky High School Athletic Association

2280 Executive Drive ° Lexington, KY 40505 ° www.khsaa.org ° (859)299-5472 (859)293-5999 (fax)

MEMORANDUM

To: Superintendent, Principal, and Athletic Director
Muhlenberg South High School

From: Brigid L. DeVries, Commissioner
Larry Boucher, Assistant Commissioner 

Date: September 9, 2005

Subject: 2004-2005 Title IX Annual Report Forms Submission

Enclosed please find a copy of Form T-65, the 2004-2005 KHSAA Title IX Annual Report Submission Status Report. In addition, you may find an attachment with corrected copies of the forms submitted by your school personnel. Please review this information so the forms can be completed accurately in the future.

Also, KHSAA Audit Team Members may have requested resubmission of some of the 2004-2005 Annual Report Forms or need additional information on your athletic programs. Please submit this information by the date requested if this is applicable. Copies and all KHSAA Title IX documents must be kept current and included in your permanent Title IX File at the school. All documents are subject to Open Records Requests.

Should you need any further information, please do not hesitate to call anytime.



**KHSAA TITLE IX
ANNUAL REPORT SUBMISSION
STATUS REPORT
2004-2005**

KHSAA
Form T65
Revised 4/05

TO: KHSAA Member School Superintendents, Principals, and Athletic Directors

FROM: Brigid L. DeVries, Commissioner
Larry Boucher, Assistant Commissioner

DATE: September 9, 2005

School	Muhlenberg South High School	Reviewed by	Fran Edwards
--------	------------------------------	-------------	--------------

The following is a status report regarding the required 2004 - 2005 Title IX Annual Report submission of forms due into the KHSAA office by April 15, 2005. Appropriate KHSAA Audit Team personnel have reviewed these forms and the following is a summary of this review.

I. Checklist of Forms properly submitted in a satisfactory manner:

✓	GE 19 (Annual Verification)	✓	T-35 (Budget Expenses)
✓	T-1 (Summary Program Chart 1)	✓	T-36 (Budget Expenses)
✓	T-2 (Summary Program Chart 2)	✓	T-41 (Checklist – Overall Interscholastic Program)
✓	T-3 (Summary Program Chart 3)	✓	T-60 (Corrective Action Plan)
✓	T-4 (Summary Program Chart 4)		

II. Status

A.	✓	2004 – 2005 Forms are satisfactory and no further information or action is necessary at this time.
B.		Errors have been noted with respect to the following forms:
C.		The following forms were omitted and must be submitted by school representatives:
D.		Other Recommendation and Comments:



**2004-2005 KENTUCKY HIGH SCHOOL ATHLETIC ASSOCIATION
ANNUAL VERIFICATION OF TITLE IX PROCEDURES**
(To be submitted by April 15, 2005 along with other required forms)

APR 13 2005

The Muhlenberg South High School, Greenville, Kentucky
(Name of High School) (City)

certifies to the Kentucky High School Athletic Association that the following is an accurate and true representation of the facts surrounding compliance with 20 U.S.C. Sections 1681-1688, et. Seq. (also known as Title IX)

I certify the following provisions in accordance with records at the school contained in the permanent Title IX file, and to the best of my knowledge have completed the following tasks (All boxes must be checked).

Established a gender equity committee at the high school. (list committee personnel and provide attachment if necessary)

Name	Address	Phone	Title
Les Broady	111 Paradise St. Greenville, KY	(270) 338-6033	Athletic Director
Jerry Hancock	367 McDonald Ln, Greenville, KY	(270) 338-5158	Coach
Denise Baker	303 N. Main St. Greenville, KY	(270) 338-9420	Coach
Patrick Dural	408 Ramer Masey Ln. Greenville, KY	(270) 338-2198	Coach
Erin Day	1376 Harris Rd. Belton, KY	(270) 476-8352	Athlete
Suzanne Holt	125 W. Main St. Greenville, KY	(270) 338-9849	Athlete
Tonya Bowers	2029 St. Rt. 1163 Greenville, KY	(270) 338-0520	Parent

Scheduled a minimum of three meetings during the 2004-2005 school year on the following dates:
November 9, 2004
March 31, 2005
April 11, 2005

Designated the following person(s) as the Title IX coordinator for the school:

Les Broady	Athletic Director	111 Paradise St. Greenville, KY	(270) 338-9434
Name	Title	Address	Phone

Designated the following person(s) as the Title IX coordinator for the district:

Mike Dearmond	DPP	4601 St. Rt. 181 S.	(270) 338-9951
Name	Title	Address	Phone

School personnel are continuing to make periodic reviews of the boys' and girls' athletics program reflected in the Corrective Action Plan.

In addition to the above information, the above referenced school maintains a complete permanent file relative to Title IX records including copies of the self-assessment audit, all corrective action plans, and other related materials.

Mindy Strick
Principal's Signature

4/11 2005
Date

R. Dale Todd
Superintendent Signature

Rick Bowman
School Board Chairpersons' Signature

(Send original copy to KHSAA - Maintain duplicate in Title IX school folder)

2004-2005
ACCOMMODATION OF INTERESTS AND ABILITIES
SUMMARY PROGRAM CHART 1

KHSAA
 Form T1
 Rev. 10/04

Participation Opportunities Test One

		(Column 1)	(Column 2)	(Column 3)	(Column 4)
	Program	Enrollment	Percentage of Total Enrollment	Number of Interscholastic Participants (double and triple count)	Percentage of Total Participation
Row 1	GIRLS	307	46%	179	44%
Row 2	BOYS	350	54%	226	56%
Row 3	Totals	657	100%	405	100%

Instructions:

*Number of 8th grade students & below used in Column 3 and Column 4 calculations if applicable: 57

- 1) Determine the total number of girls enrolled, (place in Row 1, Column 1). Determine the total number of boys enrolled, (place in Row 2, Column 1).
- 2) Add the total number of girls and boys enrolled to determine total enrollment, (place in Row 3, Column 1).
- 3) Calculate the percentage of total enrollment that is female. (Divide Row 1, Column 1 by row 3, Column 1 and place in Row 1, Column 2.) Calculate the percentage of total enrollment that is male. (Divide Row 2, Column 1 by Row 3, Column 1 and place in Row 2, Column 2.) Note: Row 1, Column 2 plus Row 2, Column 2 should total 100%.
- 4) Ask the head coaches to review the most updated eligibility or squad lists for their teams. Ask coaches to confirm the names of those individuals who are on the team as of the first **date of competition**, and cross out the names of those who were cut from the team or quit the team prior to the first competitive event. Determine the total number of interscholastic athletics participants that are girls, (and place in Row 1, Column 3). In order to determine the total number of athletics participants, an individual should be counted each time he or she participates on a team. For example, if Jane Doe competes on the varsity volleyball team, the junior varsity volleyball team, the junior varsity basketball team, and the varsity softball team, she should be counted as four participants (**do not include club or intramural sports participants, cheerleaders, dance teams, or pom squads**). Calculate the same way for boys and girls. * In addition, should 8th grade students and below play on a Freshman, Junior Varsity, or Varsity team, they should also be counted for each team and sport on which they participate. If applicable, please asterisk the above notation as to how many 8th grade students & below are included in the totals. Using the same procedure, determine the total number of interscholastic athletic participants that are boys, (and place in Row 2, Column 3). Add Row 1, Column 3 plus Row 2, Column 3 to get total participants and place in Row 3, Column 3.
- 5) Calculate the percentage of female participation. (Row 1, Column 3 divided by Row 3, Column 3 and place in Row 1, Column 4.) Calculate the percentage of male participation. (Row 2, Column 3 divided by Row 3, Column 3 and place in Row 2, Column 4.) Note: Row 1, Column 4 plus Row 2, Column 4 should total 100%.

Note: While being within three percent is not a formal compliance standard; if the percent listed in Row 1, Column 4 is within 3% of Row 1, Column 2, then it provides a good target within which compliance is likely.

Principal's Signature: Mary Strach Date: 4/11/05

2004-2005
ACCOMMODATION OF INTERESTS AND ABILITIES
SUMMARY PROGRAM CHART 2

KHSAA
 Form T2
 Rev. 10/04

Participation Opportunities Test Two

		Column 1	Column 2	Column 3	Column 4	Column 5
Program		Number of Teams Currently Offered	Number of Participants	Number of Teams Added in Last Five Years	Number of Participants Added in Last Five Years	Percent of Total Participation By Sex Added in Last 5 Years
GIRLS	Row 1	varsity: 8	117	1	14	
	Row 2	j.v.: 3	54			
	Row 3	frosh: 1	8	1	0	
	Row 4	total: 12	179	2	14	8%
BOYS	Row 5	varsity: 9	144			
	Row 6	j.v.: 5	73	1	13	
	Row 7	frosh: 1	9			
	Row 8	total: 15	226	1	13	6%

- 1) For Column 1, list the number of interscholastic teams offered for girls and boys at each competitive level (varsity, junior varsity, and freshman). For girls, total each of the entries in Rows 1, 2, and 3 into Row 4. For boys, total Rows 5, 6, and 7 into Row 8.
- 2) For Column 2, list the number of participants at each level. For girls, total each of the entries in Rows 1, 2, and 3 into Row 4. For boys, total Rows 5, 6, and 7 into Row 8. **Note:** The totals in Row 4 for girls and in Row 8 for boys must be the same as the totals in Form T-1, Column 3, Rows 1 and 2 respectively.
- 3) For Column 3, list the number of interscholastic teams that have been added in the last five years at each competitive level. Count each team added during the 5 year period only one time. e.g. Girl's junior varsity soccer was added 3 years ago, count the team only once, not 3 times. For girls, total the entries in Rows 1, 2, and 3 into Row 4. For boys, total Rows 5, 6, and 7 into Row 8.
- 4) For Column 4, list the number of participants that are currently on each level of the teams that were added in the last five years. If a team was added previously but no longer exists, there are no current participants to be added for that team. For girls, total the entries in Rows 1, 2, and 3 into Row 4. For boys, total Rows 5, 6, and 7 into Row 8.
- 5) For Column 5, calculate the percentage of participants that have been added in the last five years. For girls, take the number in Column 4, Row 4 and divide by the number in Column 2, Row 4. For boys, take the number in Column 4, Row 8 and divide it by the number in Column 2, Row 8.

Note: If the percentage of current participants added in the last five years is 25% or greater, compliance with test two may be possible. If less than 25%, then compliance with test three should be analyzed. **CAUTION:** 25% is not a formal compliance standard.

Principal's Signature: Mary Strick Date: 4/11/05

2004-2005
ACCOMMODATION OF INTERESTS AND ABILITIES
SUMMARY PROGRAM CHART 3

KHSAA
Form T3
Rev. 10/04

Participation Opportunities Test Three

FOR ANY QUESTION ANSWERED "YES" IDENTIFY THE RESPECTIVE SPORT(S).

	GIRLS (Yes / No)	BOYS (Yes / No)
1. For a sport not currently played at the interscholastic level (varsity, junior varsity, or freshman) in your school, is there an intramural team offered for that sport?	NO	NO
2. For a sport <u>not</u> currently offered in your interscholastic athletics program, is there sufficient interest to form a viable interscholastic team based on participation on an intramural team or community recreation teams?	NO – We offered a Volleyball sign up that yielded 1 player. Oct. 16, 04.	NO
3. For a sport <u>not</u> currently offered, is there sufficient interest, based on your most recent Student Interest Survey, to form a viable interscholastic team based on student responses from the interscholastic survey? If yes, what sport?	NO	NO
4. For a sport currently offered at the varsity level only, is there sufficient interest, based on your most recent Student Interest Survey, to form a viable team for a junior varsity or freshman team that is not currently offered?	NO	NO
5. For a sport currently offered at the junior varsity or freshman level is there sufficient interest, based on your most recent Student Interest Survey, to form a varsity team not currently offered?	NO	NO
6. If you answered YES to question (1), (2), (3), (4), or (5), are there enough high schools in your geographic area offering the sport (at the appropriate level) to allow for the development of a reasonable schedule of competition?	NO	NO

Principal's Signature: *May Strader* Date: 4/11/05

2004-2005
ACCOMODATION OF INTERESTS AND ABILITIES
SUMMARY PROGRAM CHART 4

Levels of Competition Test One

		Column 1	Column 2	Column 3
Girls	Team Levels	Number of Teams Currently Offered	Number of Participants	Percentage of Participants at Each Level
Row 1	varsity:	8	117	65%
Row 2	j.v.:	3	54	30%
Row 3	frosh:	1	8	5%
Row 4	total:		179	100%
Boys				
Row 5	varsity:	9	144	64
Row 6	j.v.:	5	73	32
Row 7	frosh:	1	9	4
Row 8	total:		226	100%

- 1) Column 1, list the number of interscholastic teams offered for girls and boys at each competitive level; varsity, junior varsity, and freshman. (Refer to Form T-2, Accommodation of Interests and Abilities, Summary Program Chart 2, Column 1.)
- 2) For Column 2, list the number of participants at each level. For girls, total the entries in Rows 1, 2, and 3 into Row 4. For boys, total the entries in Rows 5, 6, and 7 into Row 8. (Refer to Form T-2, Accommodation of Interests and Abilities, Summary Program Chart 2, Column 2.)
- 3) For Column 3, calculate the percentage of female and male participants at each level.
For girls' varsity, junior varsity, and frosh, respectively:
 - Divide Column 2, Row 1 by Column 2, Row 4, and place the percentage in Column 3, Row 1.
 - Divide Column 2, Row 2 by Column 2, Row 4, and place the percentage in Column 3, Row 2.
 - Divide Column 2, Row 3 by Column 2, Row 4, and place the percentage in Column 3, Row 3.
 -
 For boys' varsity, junior varsity, and frosh, respectively:
 - Divide Column 2, Row 5 by Column 2, Row 8, and place the percentage in Column 3, Row 5.
 - Divide Column 2, Row 6 by Column 2, Row 8, and place the percentage in Column 3, Row 6.
 - Divide Column 2, Row 7 by Column 2, Row 8, and place the percentage in Column 3, Row 7.

Principal's Signature: Mindy Strick Date: 4/11/05

**2004-2005
BUDGETED AND ACTUAL EXPENDITURES - PROGRAM COMPARISON CHART
TO INCLUDE BOOSTER CLUB FUNDING**

	equipment and supplies	travel	awards	coaches' salaries (to include supplemental and extended employment)	facilities improvements	publications (if sport-specific)
	Expenditures	Expenditures	Expenditures	Expenditures	Expenditures	Expenditures
G basketball	11,800	2,500	300	13,300	300	
B basketball	6,400	2,100	300	13,300	300	
G softball	6,800	1,300	100	4,500	5,600	
B baseball	6,300	1,400	100	4,500	3,100	
G cross country	3,600	300	100	1,000	200	
B cross country	1,800	300	100	1,000	200	
G golf	200	700	100	1,500		
B golf	700	500	100	1,500		
G soccer	1,200	1,400	100	4,000	200	
B soccer	2,800	700	100	4,000	200	
G swimming	700	100	100	800		
B swimming	100	100	100	800		

1. Total expenditures on T-35 and T-36 on the 2004-2005 year report due by April 15, 2005, should reflect the total monies spent (rounded off to nearest hundred) for the entire year of 2003-2004 ending June 30, 2004.

2. Booster Club Funding/Contributions must be included in the expenditures total.

Principal's Signature: Mich. Stead Date: 4-11-05

2004-2005

BUDGETED AND ACTUAL EXPENDITURES - PROGRAM COMPARISON CHART 2
TO INCLUDE BOOSTER CLUB FUNDING

Teams	equipment and supplies	travel	awards	coaches' salaries (to include supplemental and extended employment)	facilities improvements	publications (if sport-specific)
	Expenditures	Expenditures	Expenditures	Expenditures	Expenditures	Expenditures
G track	300	400	100	1,500		
B track	300	300	100	1,500		
G tennis	400	500	100	1,500		
B tennis	100	400	100	1,500		
G volleyball						
B wrestling						
G (list sport)						
B (football)	7,300	1,400	200	13,300	200	
G (list sport)						
B (list sport)						

1. Total expenditures on T-35 and T-36 on the 2004-2005 year report due by April 15, 2005, should reflect the total monies spent (rounded off to nearest hundred) for the entire year of 2003-2004 ending June 30, 2004.
2. Booster Club Funding/Contributions must be included in the expenditures total.
3. Indicate percentage of total expenditures for each gender: Total Expenditures \$145,800 % for boys 54% % for girls 46%

Principal's Signature: *Mich. Hand* Date: 4/11/05

2004-2005 KHSAA TITLE IX ATHLETICS AUDIT

KHSAA
Form 1-41
Rev. 10/04

Checklist - Overall Interscholastic Athletics Program

DIRECTIONS:

For the Areas of Compliance (Opportunities and Benefits) listed on the left hand side of the page, place a checkmark under the appropriate column identifying whether your school provided an advantage to the Girls' Program, or to the Boys' Program or to Neither Program.

Areas of Compliance:	ADVANTAGE TO:		
	GIRLS' PROGRAM	BOYS' PROGRAM	NEITHER PROGRAM
OPPORTUNITIES			
Accommodation of Interest and Abilities			X
BENEFITS			
Equipment and Supplies			X
Scheduling of Games and Practice Time			X
Travel and Per Diem Allowances			X
Coaching			X
Locker Rooms, Practice and Competitive Facilities	X		
Medical and Training Facilities and Services			X
Publicity			X
Support Services			X
Athletic Scholarships	X		
Tutoring			X
Housing and Dining Facilities and Services			X
Recruitment of Student Athletes			X

Principal's Signature: *Muf Strunk* Date: 4/11/15

SCHOOL NAME

2004-2005
TITLE IX

KHSAA
Form T60
Rev. 10/04

Muhlenberg South High School

CORRECTIVE ACTION PLAN

DIRECTIONS:

1. For Column 1, indicate the intended area, which needs corrective action in order to achieve gender equity. For Column 2, write the suggested change or activities that will correct the area in need of alteration. For Column 3, include the estimated completion date for the changes or activities.
2. It is possible to attain compliance with Title IX and no longer need "corrective" action. However, the KHSAA strongly encourages compliant schools to identify items for improvement (Column 1), activities to accomplish the improvement (Column 2) and a timetable for completion (Column 3) that will strengthen the athletic program.
3. You may copy this form as needed. Please attach corrective action plans along with audit forms and submit by April 15, 2005.

COLUMN 1	COLUMN 2	COLUMN 3
ITEM FOR CORRECTION/ IMPROVEMENT	SUGGESTED CHANGE/ ACTIVITIES	TIME TABLE FOR CORRECTIVE ACTION/ COMPLETION
Press box for softball field	Finish the existing addition	Complete by April 30, 2005
Tennis Courts	A. Have new ones in community B. Have new ones on campus	A. Complete by March 2006 B. Built by March 2007
Track	Have a track around existing football practice field	Completed by March 2007
Field house	Have a field house for our outdoor sports to share	Approved by July 2009
Football Stadium	Have an on campus football field	Approved by July 2011
Soccer storage and Dug outs	Built for storage of filed Equipment and protection of the athletes.	Waiting for the Job Corp to begin.

Principal's Signature: *Jackie*

Date: *4/11/05*



**KHSAA TITLE IX RE-VISIT
PARTICIPATION OPPORTUNITIES – SUMMARY CHART
2004-2005 SCHOOL YEAR**

		PARTICIPATION OPPORTUNITIES			
		TEST I (Proportionality)	TEST II (History)	TEST III (Interest)	
		COLUMN 1 PERCENTAGE OF TOTAL ENROLLMENT BY GENDER	COLUMN 2 PERCENTAGE OF TOTAL PARTICIPATION BY GENDER	COLUMN 3 PERCENT OF TOTAL PARTICIPATION BY GENDER ADDED IN THE PAST 5 YEARS	COLUMN 4 BASED ON RESPONSES TO THE INTERSCHOLASTIC SURVEY, WAS THERE SUFFICIENT INTEREST TO FORM A VIABLE INTERSCHOLASTIC TEAM NOT ALREADY PROVIDED? (Yes/No)
SCHOOL <div style="border: 1px solid black; padding: 5px; width: fit-content;"> Muhlenberg South High </div>					
SCHOOL YEAR:					
	2001-2002	49%	42%	27%	No
GIRLS	2002-2003	50%	42%	14%	No
	2003-2004	50%	46%	19%	Yes
SCHOOL YEAR:					
	2001-2002	51%	58%	11%	No
BOYS	2002-2003	50%	58%	5%	NO
	2003-2004	50%	54%	6%	No

Principal's Signature *Wendy Hinkle*

DIRECTIONS FOR COMPLETING EACH COLUMN ARE ENUMERATED ON PAGES 3 & 4



**KHSAA TITLE IX RE-VISIT
BENEFITS - SUMMARY CHART 1
2004-2005 SCHOOL YEAR**

School Muhlenberg South High

BENEFITS

	SCHEDULING				COACHING		SUPPORT SERVICES			
	COLUMN 1 NUMBER OF SCHEDULED REGULAR SEASON VARSITY CONTESTS	COLUMN 2 NUMBER OF HOME "PRIME TIME" CONTESTS (either Friday, Saturday or Sunday)	COLUMN 3 EXPENDITURES FOR ALL COACHES' SALARIES*	COLUMN 4 IS THE HEAD COACH EMPLOYED FULL-TIME ON-CAMPUS? (Y/N)	COLUMN 5 EXPENDITURES FOR EQUIPMENT AND SUPPLIES*	COLUMN 6 EXPENDITURES FOR ANNUAL DUES AND FEES*	COLUMN 7 EXPENDITURES FOR PROMOTIONS/ RECOGNITION* (PUBLICITY, AWARDS, BANQUETS, ETC.)	COLUMN 8 EXPENDITURES FOR TRAVEL & PER DIEM*		
G basketball	2003-2004 26	2004-2005 26	2003-2004 2004 4	2003-2004 2004 6	2003-2004 12,800	Y	2003-2004 4,200	2003-2004 2,400		
B basketball	25	25	4	4	12,800	Y	11,900	1,900		
G softball	28	29			4,500	Y	1,200	1,200		
B baseball	31	33			4,500	Y	2,900	1,300		
G cross country	11	11			1,000	Y	200	300		
B cross country	11	11			1,000	Y	200	300		
G golf	15	15			1,500	N	200	200		
B golf	15	15			1,500	Y	100	300		
G soccer	16	15			4,000	Y	2,400	900		
B soccer	17	14			4,000	N	700	900		

* - Round off Expenditures to the nearest one hundred dollars

DIRECTIONS FOR COMPLETING EACH COLUMN ARE ENUMERATED ON PAGES 7 & 8

KHSAA TITLE IX RE-VISIT BENEFITS - SUMMARY CHART 2 2004-2005 SCHOOL YEAR

School Muhlenberg South

BENEFITS

	SCHEDULING				COACHING				SUPPORT SERVICES			
	<u>COLUMN 1</u> NUMBER OF SCHEDULED REGULAR SEASON VARSITY CONTESTS	<u>COLUMN 2</u> NUMBER OF HOME "PRIME TIME" CONTESTS (either Friday, Saturday or Sunday)	<u>COLUMN 3</u> EXPENDITURES FOR ALL COACHES' SALARIES*	<u>COLUMN 4</u> IS THE HEAD COACH EMPLOYED FULL-TIME ON-CAMPUS? (Y/N)	<u>COLUMN 5</u> EXPENDITURES FOR EQUIPMENT AND SUPPLIES*	<u>COLUMN 6</u> EXPENDITURES FOR ANNUAL DUES AND FEES*	<u>COLUMN 7</u> EXPENDITURES FOR PROMOTIONS/ RECOGNITION* (PUBLICITY, AWARDS, BANQUETS, ETC.)	<u>COLUMN 8</u> EXPENDITURES FOR TRAVEL & PER DIEM*				
G swimming	2003-2004 11	2004-2005 12	2003-2004 2004-2005 750	2003-2004 N	2003-2004 100	2003-2004	2003-2004	2003-2004 95				2003-2004 95
B swimming	11	12	750	N	100			95				
G track	8	8	750	Y	300			200				
B track	8	8	750	Y	300			200				
G tennis	15	15	1,125	Y	600			600				
B tennis	15	15	1,125	Y	600			600				
G volleyball												
B wrestling												
G (list sport)												
B football	10	10	12,800	Y	8,900			3,300				

* - Round off Expenditures to the nearest one hundred dollars

DIRECTIONS FOR COMPLETING EACH COLUMN ARE ENUMERATED ON PAGES 7 & 8



**KHSAA TITLE IX RE-VISIT
BENEFITS – PUBLICITY
2004-2005 SCHOOL YEAR**

KHSAA
Form T73
Rev. 5/04

School Muhlenberg South High

SUPPORT GROUPS

DIRECTIONS – Please respond to the following questions or statements regarding your cheerleading squad(s) and other support groups. Add pages if more space is needed to answer any of the questions/statements. Please type or write legibly in ink.

1. How many cheerleading squad(s) will your school have for the 2004-2005 school year?
One
2. What is (are) the name(s) of each squad? For example, the following are typical names: generals, or black and gold, or boys' varsity and girls' varsity, or varsity and junior varsity.
Varsity
3. Describe, in detail, the selection process for each named squad. The girls try out in front of a Panel of experienced cheerleading officials and their score is added to teacher evaluations.

4. How is each cheerleading squad assigned to home and away athletic contests? Include football as well as boys' and girls' basketball (and any other sport) at the varsity and junior varsity levels. Include any rotation plans or alternating game assignments that your squads follow.

Our squad attends all Home games and split for each Away game.

5. Name any squad(s) that takes part in competitive cheerleading events. Varsity
6. Do you have any other school groups such as pep band, dance teams or mascots that perform at athletic contests (Y/N)? If yes, name them and describe how they are assigned.
Yes: Pep Band – Dance Team – Mascot - They all attend home games as much as they can, 80-90% of all home games.

**KHSAA TITLE IX RE-VISIT
 CORRECTIVE ACTION – SUMMARY CHART
 2004-2005 SCHOOL YEAR**

School _____

SCHOOL YEAR	COLUMN 1 ITEMS FOR CORRECTION IDENTIFIED BY THE SCHOOL ON APRIL 15 TH ANNUAL REPORT	COLUMN 2 STEPS TAKEN TO IMPLEMENT CORRECTIVE ACTION	COLUMN 3 DATE OF COMPLETED CORRECTIVE ACTION
1999-2000			
2000-2001	Continue improvements to the softball field by updating press box	Enlarge and enclose the press box	July 2001

Principal's Signature May Skelton

DIRECTIONS FOR COMPLETING EACH COLUMN ARE ENUMERATED ON PAGE 13



**KHSAA TITLE IX RE-VISIT
CORRECTIVE ACTION – SUMMARY CHART
2004-2005 SCHOOL YEAR**

School _____

SCHOOL YEAR	COLUMN 1 ITEMS FOR CORRECTION IDENTIFIED BY THE SCHOOL ON APRIL 15TH ANNUAL REPORT	COLUMN 2 STEPS TAKEN TO IMPLEMENT CORRECTIVE ACTION	COLUMN 3 DATE OF COMPLETED CORRECTIVE ACTION
2001-2002	Continue to schedule more prime time events for girls' sports Improvements to the girls' softball dugouts and press box (enlargement of each) has been addressed	1. alternate G/B and B/G contests, particularly basketball and soccer 2. attempt to alternate playing nights Changes made as per 2000 and 2001 corrective action plan	(already partially in place) continue to make changes in scheduling for the next 2 years Implementation made in July 2001
2002-2003	Prime time games Improve softball dugouts	Continue with plan Change from wood dugouts to block and expand press box	Continue process Dugouts completed spring 2003

Principal's Signature Mya Adams

DIRECTIONS FOR COMPLETING EACH COLUMN ARE ENUMERATED ON PAGE 13

**KHSAA TITLE IX RE-VISIT
 CORRECTIVE ACTION -- SUMMARY CHART
 2004-2005 SCHOOL YEAR**

School _____

SCHOOL YEAR	COLUMN 1 ITEMS FOR CORRECTION IDENTIFIED BY THE SCHOOL ON APRIL 15 TH ANNUAL REPORT	COLUMN 2 STEPS TAKEN TO IMPLEMENT CORRECTIVE ACTION	COLUMN 3 DATE OF COMPLETED CORRECTIVE ACTION
2003-2004	Press box at Softball field Indoor facility for softball Prime time games Explore Volleyball interest	Build a press box with storage Build an indoor facility to hit and through in Move B/G games to Friday or Saturday Have a volleyball sign up	Construct facility by spring 2005 Construction began in March 2004 Changes already in progress Sign up will be Oct. 16 2004

Principal's Signature Mary Hanks



**KHSAA TITLE IX RE-VISIT
VERIFICATION OF FORMS
2004-2005 SCHOOL YEAR**

KHSAA
Form GE50
Rev. 5/04

The

Muhlenberg South
High School

Greenville
City

, Kentucky

certifies to the KHSAA that the following is an accurate and true representation of the facts surrounding compliance with 20 V.S.C. Sections 1681-1688, it. Seq. (also known as Title IX).

The following persons are to be identified:

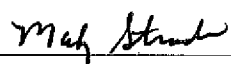
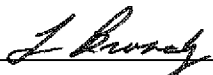



School District Title IX Coordinator:

Name	Mike Dearmond
Professional Title	Director of Pupil Personnel
Phone Number	270-338-2871
Address	4601 St. Rt. 181 S. Greenville, KY 42345

School Title IX Coordinator:

Name	Les Broady
Professional Title	Assistant Principal / Athletic Director
Phone Number	(270) 338-9409
Address	111 Paradise St. Greenville, KY 42345

The following *signatures* verify the authenticity of the documents included:

	SIGNATURE	DATE
Principal		4/11/05
School Title IX Coordinator		4/11/05
Superintendent		4/11/05
District Title IX Coordinator		4/11/05
School Board Chairperson		4/11/05



**KHSAA TITLE IX RE-VISIT
VERIFICATION OF FORMS
2004-2005 SCHOOL YEAR**

KHSAA
Form GE50
Rev. 5/04

Gender Equity Review Committee Members:

MEMBER NAME	TITLE	SIGNATURE	DATE	(✓)*
Les Broady	AD	<i>Les Broady</i>	4/11/05	✓
Jerry Hancock	Coach	<i>Jerry Hancock</i>	4/11/05	✓
Denise Baker	Coach	<i>Denise Baker</i>	4/11/05	✓
Patrick Dural	Coach	<i>Patrick Dural</i>	4/11/05	✓
Erin Day	Student	<i>Erin Day</i>	4/11/05	✓
Suzanne Holt	Student	<i>Suzanne Holt</i>	4/11/05	✓
Tonya Bowers	Parent		4/11/05	

* - Please check (✓) if Committee member has reviewed this final submission.