




Kentucky High School Athletic Association

2280 Executive Drive ° Lexington, KY 40505 ° www.khsaa.org ° (859)299-5472 (859)293-5999 (fax)

MEMORANDUM

To: Superintendent, Principal, and Athletic Director
Southwestern High School

From: Brigid L. DeVries, Commissioner
Larry Boucher, Assistant Commissioner 


Date: May 19, 2005

Subject: 2004-2005 Title IX Annual Report Forms Submission

Enclosed please find a copy of Form T-65, the 2004-2005 KHSAA Title IX Annual Report Submission Status Report. In addition, you may find an attachment with corrected copies of the forms submitted by your school personnel. Please review this information so the forms can be completed accurately in the future.

Also, KHSAA Audit Team Members may have requested resubmission of some of the 2004-2005 Annual Report Forms or need additional information on your athletic programs. Please submit this information by the date requested if this is applicable. Copies and all KHSAA Title IX documents must be kept current and included in your permanent Title IX File at the school. All documents are subject to Open Records Requests.

Should you need any further information, please do not hesitate to call anytime.



**KHSAA TITLE IX
ANNUAL REPORT SUBMISSION
STATUS REPORT
2004-2005**

KHSAA
Form T65
Revised 4/05

TO: KHSAA Member School Superintendents, Principals, and Athletic Directors

FROM: Brigid L. DeVries, Commissioner
Larry Boucher, Assistant Commissioner

DATE: May 19, 2005

School	Southwestern High School	Reviewed by	Fran Edwards
--------	--------------------------	-------------	--------------

The following is a status report regarding the required 2004 - 2005 Title IX Annual Report submission of forms due into the KHSAA office by April 15, 2005. Appropriate KHSAA Audit Team personnel have reviewed these forms and the following is a summary of this review.

I. Checklist of Forms properly submitted in a satisfactory manner:

✓	GE 19 (Annual Verification)	✓	T-35 (Budget Expenses)
	T-1 (Summary Program Chart 1)	✓	T-36 (Budget Expenses)
✓	T-2 (Summary Program Chart 2)	✓	T-41 (Checklist – Overall Interscholastic Program)
✓	T-3 (Summary Program Chart 3)	✓	T-60 (Corrective Action Plan)
✓	T-4 (Summary Program Chart 4)		

II. Status

A.		2004 – 2005 Forms are satisfactory and no further information or action is necessary at this time.
B.	✓	Errors have been noted with respect to the following forms: ▪ <i>Form T-1 (Summary Program Chart 1)</i> – An error was noted on this form. A corrected copy of this form has been returned to you for placement in your permanent Title IX file to ensure proper submission in the future.
C.		The following forms were omitted and must be submitted by school representatives:
D.		Other Recommendation and Comments:

2004-2005
ACCOMMODATION OF INTERESTS AND ABILITIES
SUMMARY PROGRAM CHART 1

KHSAA
 Form T1
 Rev. 10/04

Participation Opportunities Test One

		(Column 1)	(Column 2)	(Column 3)	(Column 4)
	Program	Enrollment	Percentage of Total Enrollment	Number of Interscholastic Participants (double and triple count)	Percentage of Total Participation
Row 1	GIRLS	545	48.6	272 193	44.2 43
Row 2	BOYS	577	51.4	217 253	55.8 57
Row 3	Totals	1122	100%	446	100%

Instructions:

*Number of 8th grade students & below used in Column 3 and Column 4 calculations if applicable: 71

- 1) Determine the total number of girls enrolled, (place in Row 1, Column 1). Determine the total number of boys enrolled, (place in Row 2, Column 1).
- 2) Add the total number of girls and boys enrolled to determine total enrollment, (place in Row 3, Column 1).
- 3) Calculate the percentage of total enrollment that is female. (Divide Row 1, Column 1 by row 3, Column 1 and place in Row 1, Column 2.) Calculate the percentage of total enrollment that is male. (Divide Row 2, Column 1 by Row 3, Column 1 and place in Row 2, Column 2.) Note: Row 1, Column 2 plus Row 2, Column 2 should total 100%.
- 4) Ask the head coaches to review the most updated eligibility or squad lists for their teams. Ask coaches to confirm the names of those individuals who are on the team as of the **first date of competition**, and cross out the names of those who were cut from the team or quit the team prior to the first competitive event. Determine the total number of interscholastic athletics participants that are girls, (and place in Row 1, Column 3). In order to determine the total number of athletics participants, an individual should be counted each time he or she participates on a team. For example, if Jane Doe competes on the varsity volleyball team, the junior varsity volleyball team, the junior varsity basketball team, and the varsity softball team, she should be counted as four participants (**do not include club or intramural sports participants, cheerleaders, dance teams, or pom squads**). Calculate the same way for boys and girls. * In addition, should 8th grade students and below play on a Freshman, Junior Varsity, or Varsity team, they should also be counted for each team and sport on which they participate. If applicable, please asterisk the above notation as to how many 8th grade students & below are included in the totals. Using the same procedure, determine the total number of interscholastic athletic participants that are boys, (and place in Row 2, Column 3). Add Row 1, Column 3 plus Row 2, Column 3 to get total participants and place in Row 3, Column 3.
- 5) Calculate the percentage of female participation. (Row 1, Column 3 divided by Row 3, Column 3 and place in Row 1, Column 4.) Calculate the percentage of male participation. (Row 2, Column 3 divided by Row 3, Column 3 and place in Row 2, Column 4.) Note: Row 1, Column 4 plus Row 2, Column 4 should total 100%.

Note: While being within three percent is not a formal compliance standard; if the percent listed in Row 1, Column 4 is within 3% of Row 1, Column 2, then it provides a good target within which compliance is likely.

Principal's Signature: *Boyd L. Randall*

Date: 4/8/2005



**2004-2005 KENTUCKY HIGH SCHOOL ATHLETIC ASSOCIATION
ANNUAL VERIFICATION OF TITLE IX PROCEDURES**

APR 11 2005

(To be submitted by April 15, 2005 along with other required forms)

The Southwestern High School, Somerset, Kentucky
(Name of High School) (City)

certifies to the Kentucky High School Athletic Association that the following is an accurate and true representation of the facts surrounding compliance with 20 U.S.C. Sections 1681-1688, et. Seq. (also known as Title IX)

I certify the following provisions in accordance with records at the school contained in the permanent Title IX file, and to the best of my knowledge have completed the following tasks (All boxes must be checked).

- Established a gender equity committee at the high school. (list committee personnel and provide attachment if necessary)

Name	Address	Phone	Title
Boyd Randolph			SWHS Principal
Greg Scholl			SWHS Athletic Director
Michelle Sadler			SWHS Girls Soccer Coach
Steve Butcher			District Title IX Coordinator
Larry Bryson			PCBOE Attorney
Karen Cook			SWHS Counselor
Rodney McAninch			SWHS Baseball Coach
Kasey Blair			SWHS Student/Athlete
Helen Hansford			PCBOE Member

- Scheduled a minimum of three meetings during the 2004-2005 school year on the following dates:

Dec. 15, 2004	5:00pm	SWHS Library
Mar. 9, 2005	5:00pm	SWHS Library
April 13, 2005	5:00pm	SWHS Library

- Designated the following person(s) as the Title IX coordinator for the school:

Greg Scholl	Athletic Director	SWHS	606-678-9000
Name	Title	Address	Phone

- Designated the following person(s) as the Title IX coordinator for the district:

Steve Butcher	Asst. Supt.	PCBOE	606-679-1123
Name	Title	Address	Phone

- School personnel are continuing to make periodic reviews of the boys' and girls' athletics program reflected in the Corrective Action Plan.

- In addition to the above information, the above referenced school maintains a complete permanent file relative to Title IX records including copies of the self-assessment audit, all corrective action plans, and other related materials.

Boyd Randolph 4/8 20 05
Principal's Signature Date

Jim Eaton Phyllis Nelson
Superintendent Signature School Board Chairpersons' Signature

(Send original copy to KHSAA - Maintain duplicate in Title IX school folder)

2004-2005
ACCOMMODATION OF INTERESTS AND ABILITIES
SUMMARY PROGRAM CHART 1

KHSAA
 Form T1
 Rev. 10/04

Participation Opportunities Test One

		(Column 1)	(Column 2)	(Column 3)	(Column 4)
	Program	Enrollment	Percentage of Total Enrollment	Number of Interscholastic Participants (double and triple count)	Percentage of Total Participation
Row 1	GIRLS	545	48.6	172 193	44.2 43
Row 2	BOYS	577	51.4	217 253	55.8 57
Row 3	Totals	1122	100%	446	100%

Instructions:

*Number of 8th grade students & below used in Column 3 and Column 4 calculations if applicable: 71

- 1) Determine the total number of girls enrolled, (place in Row 1, Column 1). Determine the total number of boys enrolled, (place in Row 2, Column 1).
- 2) Add the total number of girls and boys enrolled to determine total enrollment, (place in Row 3, Column 1).
- 3) Calculate the percentage of total enrollment that is female. (Divide Row 1, Column 1 by row 3, Column 1 and place in Row 1, Column 2.) Calculate the percentage of total enrollment that is male. (Divide Row 2, Column 1 by Row 3, Column 1 and place in Row 2, Column 2.) Note: Row 1, Column 2 plus Row 2, Column 2 should total 100%.
- 4) Ask the head coaches to review the most updated eligibility or squad lists for their teams. Ask coaches to confirm the names of those individuals who are on the team as of the first **date of competition**, and cross out the names of those who were cut from the team or quit the team prior to the first competitive event. Determine the total number of interscholastic athletics participants that are girls, (and place in Row 1, Column 3). In order to determine the total number of athletics participants, an individual should be counted each time he or she participates on a team. For example, if Jane Doe competes on the varsity volleyball team, the junior varsity volleyball team, the junior varsity basketball team, and the varsity softball team, she should be counted as four participants (**do not include club or intramural sports participants, cheerleaders, dance teams, or pom squads**). Calculate the same way for boys and girls. * In addition, should 8th grade students and below play on a Freshman, Junior Varsity, or Varsity team, they should also be counted for each team and sport on which they participate. If applicable, please asterisk the above notation as to how many 8th grade students & below are included in the totals. Using the same procedure, determine the total number of interscholastic athletic participants that are boys, (and place in Row 2, Column 3). Add Row 1, Column 3 plus Row 2, Column 3 to get total participants and place in Row 3, Column 3.
- 5) Calculate the percentage of female participation. (Row 1, Column 3 divided by Row 3, Column 3 and place in Row 1, Column 4.) Calculate the percentage of male participation. (Row 2, Column 3 divided by Row 3, Column 3 and place in Row 2, Column 4.) Note: Row 1, Column 4 plus Row 2, Column 4 should total 100%.

Note: While being within three percent is not a formal compliance standard; if the percent listed in Row 1, Column 4 is within 3% of Row 1, Column 2, then it provides a good target within which compliance is likely.

Principal's Signature: *Boyd L. Randolph* Date: 4/8/2005

2004-2005
ACCOMMODATION OF INTERESTS AND ABILITIES
SUMMARY PROGRAM CHART 3

Participation Opportunities Test Three

FOR ANY QUESTION ANSWERED "YES" IDENTIFY THE RESPECTIVE SPORT(S).

	GIRLS (Yes / No)		BOYS (Yes / No)
1. For a sport not currently played at the interscholastic level (varsity, junior varsity, or freshman) in your school, is there an intramural team offered for that sport?	No		No
2. For a sport <u>not</u> currently offered in your interscholastic athletics program, is there sufficient interest to form a viable interscholastic team based on participation on an intramural team or community recreation teams?	No		No
3. For a sport <u>not</u> currently offered, is there sufficient interest, based on your most recent Student Interest Survey, to form a viable interscholastic team based on student responses from the interscholastic survey? If yes, what sport?	No		No
4. For a sport currently offered at the varsity level only, is there sufficient interest, based on your most recent Student Interest Survey, to form a viable team for a junior varsity or freshman team that is not currently offered?	No		No
5. For a sport currently offered at the junior varsity or freshman level is there sufficient interest, based on your most recent Student Interest Survey, to form a varsity team not currently offered?	No		No
6. If you answered YES to question (1), (2), (3), (4), or (5), are there enough high schools in your geographic area offering the sport (at the appropriate level) to allow for the development of a reasonable schedule of competition?	NA		NA


Principal's Signature:  Date: 4/6/2005

2004-2005
ACCOMODATION OF INTERESTS AND ABILITIES
SUMMARY PROGRAM CHART 4

Levels of Competition Test One

		Column 1	Column 2	Column 3
Girls	Team Levels	Number of Teams Currently Offered	Number of Participants	Percentage of Participants at Each Level
Row 1	varsity:	9	121	63.0
Row 2	j.v.:	6	56	29.0
Row 3	frosh:	2	16	8.
Row 4	total:		193	100%
Boys				
Row 5	varsity:	9	152	60.2
Row 6	j.v.:	6	67	26.4
Row 7	frosh:	3	34	13.4
Row 8	total:		253	100%

- 1) Column 1, list the number of interscholastic teams offered for girls and boys at each competitive level; varsity, junior varsity, and freshman. (Refer to Form T-2, Accommodation of Interests and Abilities, Summary Program Chart 2, Column 1.)
- 2) For Column 2, list the number of participants at each level. For girls, total the entries in Rows 1, 2, and 3 into Row 4. For boys, total the entries in Rows 5, 6, and 7 into Row 8. (Refer to Form T-2, Accommodation of Interests and Abilities, Summary Program Chart 2, Column 2.)
- 3) For Column 3, calculate the percentage of female and male participants at each level.
For girls' varsity, junior varsity, and frosh, respectively:
 - Divide Column 2, Row 1 by Column 2, Row 4, and place the percentage in Column 3, Row 1.
 - Divide Column 2, Row 2 by Column 2, Row 4, and place the percentage in Column 3, Row 2.
 - Divide Column 2, Row 3 by Column 2, Row 4, and place the percentage in Column 3, Row 3.
 -
 For boys' varsity, junior varsity, and frosh, respectively:
 - Divide Column 2, Row 5 by Column 2, Row 8, and place the percentage in Column 3, Row 5.
 - Divide Column 2, Row 6 by Column 2, Row 8, and place the percentage in Column 3, Row 6.
 - Divide Column 2, Row 7 by Column 2, Row 8, and place the percentage in Column 3, Row 7.

Principal's Signature:  Date: 4/8/2005

2004-2005
ACCOMMODATION OF INTERESTS AND ABILITIES
SUMMARY PROGRAM CHART 2

KHSAA
 Form T2
 Rev. 10/04

Participation Opportunities Test Two

		Column 1	Column 2	Column 3	Column 4	Column 5
Program		Number of Teams Currently Offered	Number of Participants	Number of Teams Added in Last Five Years	Number of Participants Added in Last Five Years	Percent of Total Participation By Sex Added in Last 5 Years
GIRLS	Row 1	varsity:	9	121	4	43
	Row 2	j.v.:	6	56	2	35
	Row 3	frosh:	2	16	2	16
	Row 4	total:	17	193	8	94
BOYS	Row 5	varsity:	9	152	1	28
	Row 6	j.v.:	6	67	1	15
	Row 7	frosh:	2	34	-	-
	Row 8	total:	17	253	2	43

- 1) For Column 1, list the number of interscholastic teams offered for girls and boys at each competitive level (varsity, junior varsity, and freshman). For girls, total each of the entries in Rows 1, 2, and 3 into Row 4. For boys, total Rows 5, 6, and 7 into Row 8.
- 2) For Column 2, list the number of participants at each level. For girls, total each of the entries in Rows 1, 2, and 3 into Row 4. For boys, total Rows 5, 6, and 7 into Row 8. **Note:** The totals in Row 4 for girls and in Row 8 for boys must be the same as the totals in Form T-1, Column 3, Rows 1 and 2 respectively.
- 3) For Column 3, list the number of interscholastic teams that have been added in the last five years at each competitive level. Count each team added during the 5 year period only one time. e.g. Girl's junior varsity soccer was added 3 years ago, count the team only once, not 3 times. For girls, total the entries in Rows 1, 2, and 3 into Row 4. For boys, total Rows 5, 6, and 7 into Row 8.
- 4) For Column 4, list the number of participants that are currently on each level of the teams that were added in the last five years. If a team was added previously but no longer exists, there are no current participants to be added for that team. For girls, total the entries in Rows 1, 2, and 3 into Row 4. For boys, total Rows 5, 6, and 7 into Row 8.
- 5) For Column 5, calculate the percentage of participants that have been added in the last five years. For girls, take the number in Column 4, Row 4 and divide by the number in Column 2, Row 4. For boys, take the number in Column 4, Row 8 and divide it by the number in Column 2, Row 8.

Note: If the percentage of current participants added in the last five years is 25% or greater, compliance with test two may be possible. If less than 25%, then compliance with test three should be analyzed. **CAUTION:** 25% is not a formal compliance standard.


Principal's Signature:  Date: 4/8/2005

**2004-2005
BUDGETED AND ACTUAL EXPENDITURES - PROGRAM COMPARISON CHART
TO INCLUDE BOOSTER CLUB FUNDING**

	equipment and supplies	travel	awards	coaches' salaries (to include supplemental and extended employment)	facilities improvements	publications (if sport-specific)
	Expenditures	Expenditures	Expenditures	Expenditures	Expenditures	Expenditures
G basketball	\$9,919.34	\$1,235.37	\$280.00	\$7,000.00	18,435	
B basketball	18,019.30	1,926.94	308.00	7,000.00		
G softball	9,331.21	1,938.27	573.12	3,000.00	14,842	
B baseball	18,023.12	453.23	912.82	3,000.00		
G cross country	1,227.75	481.73	664.28	2,000.00	4,374	
B cross country	1,227.75	481.71	664.27	2,000.00		
G golf	900.00	68.26	150.00	1,250.00	2,368	
B golf	940.00	129.49	150.00	1,250.00		
G soccer	3,268.49	751.08	999.10	3,000.00	8018	
B soccer	6,770.82	813.22	1,324.67	3,000.00		
G swimming	1,723.94	69.93	153.00	1,250.00	3,197	
B swimming	191.55	7.77	17.00	1,250.00		

1. Total expenditures on T-35 and T-36 on the 2004-2005 year report due by April 15, 2005, should reflect the total monies spent (rounded off to nearest hundred) for the entire year of 2003-2004 ending June 30, 2004.

2. Booster Club Funding/Contributions must be included in the expenditures total.

Principal's Signature:  Date: 4/8/2005

2004-2005

KHSAA
Form T-36
REV. 10/04

BUDGETED AND ACTUAL EXPENDITURES - PROGRAM COMPARISON CHART 2
TO INCLUDE BOOSTER CLUB FUNDING

Teams	equipment and supplies	travel	awards	coaches' salaries (to include supplemental and extended employment)	facilities improvements	publications (if sport-specific)
	Expenditures	Expenditures	Expenditures	Expenditures	Expenditures	Expenditures
G track	\$1,177.02	\$110.07	\$700.00	\$2,250.00	4,237	
B track	1,177.03	110.07	700.00	2,250.00		
G tennis	1,626.65			1,250.00	2,877	
B tennis	1,626.65			1,250.00		
G volleyball	12,605.58	1,250.63	1,116.70	2,250.00	17,227	
B wrestling						
G cheerleading	16,669.98		350.00	2,000.00		
B football	38,835.41	2,164.71	1,351.04	7,000.00		
G dance	3,870.76	72.52	175.91	1,500.00		
B (list sport)						

1. Total expenditures on T-35 and T-36 on the 2004-2005 year report due by April 15, 2005, should reflect the total monies spent (rounded off to nearest hundred) for the entire year of 2003-2004 ending June 30, 2004.

2. Booster Club Funding/Contributions must be included in the expenditures total. 198,598 122,826 62% / 57 75,572 / 43

3. Indicate percentage of total expenditures for each gender: Total Expenditures \$ 204,898.09 % for boys 63 % for girls 37

Principal's Signature: *Boyd J. Lauff* Date: 4/8/05

Copyright 1999, Good Sports, Inc., Title IX and Gender Equity Specialists. All rights reserved.

Boys 252

502

Girls 193

387

2004-2005 KHSAA TITLE IX ATHLETICS AUDIT
Checklist - Overall Interscholastic Athletics Program

KHSAA
 Form T41
 Rev. 10/04

DIRECTIONS:

For the Areas of Compliance (Opportunities and Benefits) listed on the left hand side of the page, place a checkmark under the appropriate column identifying whether your school provided an advantage to the Girls' Program, or to the Boys' Program or to Neither Program.

Areas of Compliance:	ADVANTAGE TO:		
	GIRLS' PROGRAM	BOYS' PROGRAM	NEITHER PROGRAM
OPPORTUNITIES			
Accommodation of Interest and Abilities			✓
BENEFITS			
Equipment and Supplies			✓
Scheduling of Games and Practice Time			✓
Travel and Per Diem Allowances			✓
Coaching			✓
Locker Rooms, Practice and Competitive Facilities			✓
Medical and Training Facilities and Services			✓
Publicity			✓
Support Services			✓
Athletic Scholarships			NA
Tutoring			NA
Housing and Dining Facilities and Services			NA
Recruitment of Student Athletes			NA

Principal's Signature: *Doyle J. Kowalski* Date: 4/15/2005

SCHOOL NAME

Southwestern High School


2004-2005
TITLE IX

CORRECTIVE ACTION PLAN

DIRECTIONS:

1. For Column 1, indicate the intended area which needs corrective action in order to achieve gender equity. For Column 2, write the suggested change or activities that will correct the area in need of alteration. For Column 3, include the estimated completion date for the changes or activities.
2. It is possible to attain compliance with Title IX and no longer need "corrective" action. However, the KHSAA strongly encourages compliant schools to identify items for improvement (Column 1), activities to accomplish the improvement (Column 2) and a timetable for completion (Column 3) that will strengthen the athletic program.
3. You may copy this form as needed. Please attach corrective action plans along with audit forms and submit by April 15, 2005.

COLUMN 1 ITEM FOR CORRECTION/ IMPROVEMENT	COLUMN 2 SUGGESTED CHANGE/ ACTIVITIES	COLUMN 3 TIME TABLE FOR CORRECTIVE ACTION/ COMPLETION
Promoting players from each program	Each staff member research and publish names for recognition	Extension of time for completion (Fall 2006)

Principal's Signature: 

Date: 4/6/05



Southwestern High School

1765 WTLO Road
Somerset, Kentucky 42503-4729

Ph (606) 678-9000
Fax (606) 678-9277

Arthur Crawford
Assistant Principal

Boyd L. Randolph
Principal

Mark A. Wilson
Assistant Principal

SOUTHWESTERN HIGH SCHOOL Improvements for Athletic Facilities From 1999 thru 2004

- Constructed concession stand and restrooms for girls soccer/girls softball/boys soccer.
- Constructed a press box and storage area for girls softball.
- Built a press box and storage area for girls/boys soccer.
- Included dressing areas for girls soccer/girls softball/boys soccer.
- Constructed new dugouts for girls softball.
- Constructed baseball dugouts.
- New bleachers for girls softball/girls soccer/boys soccer.
- We have purchased new storage buildings for our girls/boys track teams.
- Purchased new storage buildings for girls & boys cross country teams for storage.
- New score keepers for tennis poles.
- New nets for all 4 tennis courts.
- New restroom facility completed for baseball field in June 2003.
- Softball/baseball indoor batting facility will be built in fall of 2003.
- New scoreboard face replacements for girls/boys soccer.
New scoreboard face replacements for softball & football 2002-2003.
- New goal post construction on soccer field.
New goal post for girls/boys soccer 2003.
- Complete reseeding with machine driven packer for girls/boys soccer & softball.
- New scorer tables for boys/girls basketball teams 2003.

ACCREDITED BY SOUTHERN ASSOCIATION OF COLLEGE AND SCHOOLS

Louie Childers
Guidance

Karen Cook
Guidance

Orval Jones
Guidance

- New storage building for football 2003.
 - New nets for girls/boys soccer 2003.
 - New carpet for girls basketball locker room 2002.
 - New batting cage for softball 2003.
 - New pole vault construction area & new pads and standards 2003.
 - New softball pitching machine.
 - Constructed & completed new building with state-of-the-art indoor hitting area for baseball/softball.
 - Constructed & completed baseball locker room and restrooms .
 - New bench game chairs purchased for boys/girls basketball 2004.
 - Sanded and completely resurfaced & painted gym floor 2004.
 - Volleyball standards constructed in gym for full court play.
 - New lockers for girls softball & girls soccer.
-