




Kentucky High School Athletic Association

2280 Executive Drive ° Lexington, KY 40505 ° www.khsaa.org ° (859)299-5472 (859)293-5999 (fax)

MEMORANDUM

To: Superintendent, Principal, and Athletic Director
Warren Central High School

From: Brigid L. DeVries, Commissioner
Larry Boucher, Assistant Commissioner 


Date: July 8, 2005

Subject: 2004-2005 Title IX Annual Report Forms Submission

Enclosed please find a copy of Form T-65, the 2004-2005 KHSAA Title IX Annual Report Submission Status Report. In addition, you may find an attachment with corrected copies of the forms submitted by your school personnel. Please review this information so the forms can be completed accurately in the future.

Also, KHSAA Audit Team Members may have requested resubmission of some of the 2004-2005 Annual Report Forms or need additional information on your athletic programs. Please submit this information by the date requested if this is applicable. Copies and all KHSAA Title IX documents must be kept current and included in your permanent Title IX File at the school. All documents are subject to Open Records Requests.

Should you need any further information, please do not hesitate to call anytime.



**KHSAA TITLE IX
ANNUAL REPORT SUBMISSION
STATUS REPORT
2004-2005**

KHSAA
Form T65
Revised 4/05

TO: KHSAA Member School Superintendents, Principals, and Athletic Directors

FROM: Brigid L. DeVries, Commissioner
Larry Boucher, Assistant Commissioner

DATE: July 8, 2005

School	Warren Central High School	Reviewed by	Allen W. Jackson
--------	----------------------------	-------------	------------------

The following is a status report regarding the required 2004 - 2005 Title IX Annual Report submission of forms due into the KHSAA office by April 15, 2005. Appropriate KHSAA Audit Team personnel have reviewed these forms and the following is a summary of this review.

I. Checklist of Forms properly submitted in a satisfactory manner:

✓	GE-19 (Annual Verification)	✓	T-35 (Budget Chart)
✓	T-1 (Summary Program Chart 1)	✓	T-36 (Budget Chart)
✓	T-2 (Summary Program Chart 2)	✓	T-41 (Checklist – Overall Interscholastic Program)
✓	T-3 (Summary Program Chart 3)	✓	T-60 (Corrective Action Plan)
✓	T-4 (Summary Program Chart 4)		

II. Status

A.	✓	2004 – 2005 Forms are satisfactory and no further information or action is necessary at this time.
B.		Errors have been noted with respect to the following forms:
C.		The following forms were omitted and must be submitted by school representatives:
D.		Other Recommendation and Comments:



2004-2005 KENTUCKY HIGH SCHOOL ATHLETIC ASSOCIATION ANNUAL VERIFICATION OF TITLE IX PROCEDURES

(To be submitted by April 15, 2005 along with other required forms)

APR 14 2005

The Warren Central High School, Bowling Green, Kentucky
(Name of High School) (City)

certifies to the Kentucky High School Athletic Association that the following is an accurate and true representation of the facts surrounding compliance with 20 U.S.C. Sections 1681-1688, et. Seq. (also known as Title IX)

I certify the following provisions in accordance with records at the school contained in the permanent Title IX file, and to the best of my knowledge have completed the following tasks (All boxes must be checked).

Established a gender equity committee at the high school. (list committee personnel and provide attachment if necessary)

Name	Address	Phone	Title
Eric Wilson	559 Morgantown Road	270-781-2404	Athletic Director
Kathy Goff	559 Morgantown Road	270-842-7302	Principal
John Dempsey	559 Morgantown Road	270-842-7302	Asst. Principal
Kenny Lee	559 Morgantown Road	270-781-2401	Boy's & Girl's Coach
Maddie Oldham	4587 Galloway Road	270-781-2176	Girl's Sport Rep.
Kyle Staude	290 Meadow Court	270-746-9721	Boy's Sport Rep.

Scheduled a minimum of three meetings during the 2004-2005 school year on the following dates:

August 18, 2004

December 8, 2004

March 23, 2005

Designated the following person(s) as the Title IX coordinator for the school:

Eric Wilson	Athletic Director	559 Morgantown Road	270-781-2404
Name	Title	Address	Phone

Designated the following person(s) as the Title IX coordinator for the district:

Randall Jackson	D.S.S. Central Office	P.O. Box 51810	270-781-5150
Name	Title	Address	Phone

School personnel are continuing to make periodic reviews of the boys' and girls' athletics program reflected in the Corrective Action Plan.

In addition to the above information, the above referenced school maintains a complete permanent file relative to Title IX records including copies of the self-assessment audit, all corrective action plans, and other related materials.

[Signature]
Principal's Signature

April 15, 2005
Date

[Signature]
Superintendent Signature

[Signature]
School Board Chairpersons' Signature

(Send original copy to KHSAA - Maintain duplicate in Title IX school folder)

2004-2005
ACCOMMODATION OF INTERESTS AND ABILITIES
SUMMARY PROGRAM CHART 1

KHSAA
 Form T1
 Rev. 10/04

Participation Opportunities Test One

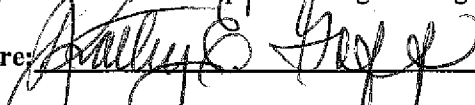
		(Column 1)	(Column 2)	(Column 3)	(Column 4)
	Program	Enrollment	Percentage of Total Enrollment	Number of Interscholastic Participants (double and triple count)	Percentage of Total Participation
Row 1	GIRLS	504	47.2%	126	41.7
Row 2	BOYS	562	52.8%	176	58.3
Row 3	Totals	1066	100%	302	100%

Instructions:

*Number of 8th grade students & below used in Column 3 and Column 4 calculations if applicable: 22

- 1) Determine the total number of girls enrolled, (place in Row 1, Column 1). Determine the total number of boys enrolled, (place in Row 2, Column 1).
- 2) Add the total number of girls and boys enrolled to determine total enrollment, (place in Row 3, Column 1).
- 3) Calculate the percentage of total enrollment that is female. (Divide Row 1, Column 1 by row 3, Column 1 and place in Row 1, Column 2.) Calculate the percentage of total enrollment that is male. (Divide Row 2, Column 1 by Row 3, Column 1 and place in Row 2, Column 2.) Note: Row 1, Column 2 plus Row 2, Column 2 should total 100%.
- 4) Ask the head coaches to review the most updated eligibility or squad lists for their teams. Ask coaches to confirm the names of those individuals who are on the team as of the first **date of competition**, and cross out the names of those who were cut from the team or quit the team prior to the first competitive event. Determine the total number of interscholastic athletics participants that are girls, (and place in Row 1, Column 3). In order to determine the total number of athletics participants, an individual should be counted each time he or she participates on a team. For example, if Jane Doe competes on the varsity volleyball team, the junior varsity volleyball team, the junior varsity basketball team, and the varsity softball team, she should be counted as four participants (**do not include club or intramural sports participants, cheerleaders, dance teams, or pom squads**). Calculate the same way for boys and girls. * In addition, should 8th grade students and below play on a Freshman, Junior Varsity, or Varsity team, they should also be counted for each team and sport on which they participate. If applicable, please asterisk the above notation as to how many 8th grade students & below are included in the totals. Using the same procedure, determine the total number of interscholastic athletic participants that are boys, (and place in Row 2, Column 3). Add Row 1, Column 3 plus Row 2, Column 3 to get total participants and place in Row 3, Column 3.
- 5) Calculate the percentage of female participation. (Row 1, Column 3 divided by Row 3, Column 3 and place in Row 1, Column 4.) Calculate the percentage of male participation. (Row 2, Column 3 divided by Row 3, Column 3 and place in Row 2, Column 4.) Note: Row 1, Column 4 plus Row 2, Column 4 should total 100%.

Note: While being within three percent is not a formal compliance standard; if the percent listed in Row 1, Column 4 is within 3% of Row 1, Column 2, then it provides a good target within which compliance is likely.

Principal's Signature:  Date: April 15, 2005

2004-2005
ACCOMMODATION OF INTERESTS AND ABILITIES
SUMMARY PROGRAM CHART 2

KHSAA
 Form T2
 Rev. 10/04


Participation Opportunities Test Two

		Column 1	Column 2	Column 3	Column 4	Column 5
Program		Number of Teams Currently Offered	Number of Participants	Number of Teams Added in Last Five Years	Number of Participants Added in Last Five Years	Percent of Total Participation By Sex Added in Last 5 Years
GIRLS	Row 1	varsity:	9	76	1	19
	Row 2	j.v.:	7	44	3	36
	Row 3	frosh:	1	6	0	0
	Row 4	total:	17	126	4	55
BOYS	Row 5	varsity:	9	106	0	0
	Row 6	j.v.:	6	39	0	0
	Row 7	frosh:	2	31	0	0
	Row 8	total:	17	176	0	0

- 1) For Column 1, list the number of interscholastic teams offered for girls and boys at each competitive level (varsity, junior varsity, and freshman). For girls, total each of the entries in Rows 1, 2, and 3 into Row 4. For boys, total Rows 5, 6, and 7 into Row 8.
- 2) For Column 2, list the number of participants at each level. For girls, total each of the entries in Rows 1, 2, and 3 into Row 4. For boys, total Rows 5, 6, and 7 into Row 8. **Note:** The totals in Row 4 for girls and in Row 8 for boys must be the same as the totals in Form T-1, Column 3, Rows 1 and 2 respectively.
- 3) For Column 3, list the number of interscholastic teams that have been added in the last five years at each competitive level. Count each team added during the 5 year period only one time. e.g. Girl's junior varsity soccer was added 3 years ago, count the team only once, not 3 times. For girls, total the entries in Rows 1, 2, and 3 into Row 4. For boys, total Rows 5, 6, and 7 into Row 8.
- 4) For Column 4, list the number of participants that are currently on each level of the teams that were added in the last five years. If a team was added previously but no longer exists, there are no current participants to be added for that team. For girls, total the entries in Rows 1, 2, and 3 into Row 4. For boys, total Rows 5, 6, and 7 into Row 8.
- 5) For Column 5, calculate the percentage of participants that have been added in the last five years. For girls, take the number in Column 4, Row 4 and divide by the number in Column 2, Row 4. For boys, take the number in Column 4, Row 8 and divide it by the number in Column 2, Row 8.

Note: If the percentage of current participants added in the last five years is 25% or greater, compliance with test two may be possible. If less than 25%, then compliance with test three should be analyzed. **CAUTION:** 25% is not a formal compliance standard.

Principal's Signature: _____




Date: April 15, 2005

2004-2005
ACCOMMODATION OF INTERESTS AND ABILITIES
SUMMARY PROGRAM CHART 3

Participation Opportunities Test Three

FOR ANY QUESTION ANSWERED "YES" IDENTIFY THE RESPECTIVE SPORT(S).

	GIRLS (Yes / No)		BOYS (Yes / No)
1. For a sport not currently played at the interscholastic level (varsity, junior varsity, or freshman) in your school, is there an intramural team offered for that sport?	NO		NO
2. For a sport <u>not</u> currently offered in your interscholastic athletics program, is there sufficient interest to form a viable interscholastic team based on participation on an intramural team or community recreation teams?	NO		NO
3. For a sport <u>not</u> currently offered, is there sufficient interest, based on your most recent Student Interest Survey, to form a viable interscholastic team based on student responses from the interscholastic survey? If yes, what sport?	NO		YES *Wrestling
4. For a sport currently offered at the varsity level only, is there sufficient interest, based on your most recent Student Interest Survey, to form a viable team for a junior varsity or freshman team that is not currently offered?	NO		NO
5. For a sport currently offered at the junior varsity or freshman level is there sufficient interest, based on your most recent Student Interest Survey, to form a varsity team not currently offered?	NO		NO
6. If you answered YES to question (1), (2), (3), (4), or (5), are there enough high schools in your geographic area offering the sport (at the appropriate level) to allow for the development of a reasonable schedule of competition?	NO		NO

Principal's Signature:  Date: April 15, 2005

2004-2005
ACCOMODATION OF INTERESTS AND ABILITIES
SUMMARY PROGRAM CHART 4

Levels of Competition Test One

		Column 1	Column 2	Column 3
Girls	Team Levels	Number of Teams Currently Offered	Number of Participants	Percentage of Participants at Each Level
Row 1	varsity:	9	76	60.3%
Row 2	j.v.:	7	44	34.9%
Row 3	frosh:	1	6	4.8%
Row 4	total:		126	100%
Boys				
Row 5	varsity:	9	106	60.2%
Row 6	j.v.:	6	39	22.1%
Row 7	frosh:	2	31	17.7%
Row 8	total:		176	100%

- Column 1, list the number of interscholastic teams offered for girls and boys at each competitive level; varsity, junior varsity, and freshman. (Refer to Form T-2, Accommodation of Interests and Abilities, Summary Program Chart 2, Column 1.)
- For Column 2, list the number of participants at each level. For girls, total the entries in Rows 1, 2, and 3 into Row 4. For boys, total the entries in Rows 5, 6, and 7 into Row 8. (Refer to Form T-2, Accommodation of Interests and Abilities, Summary Program Chart 2, Column 2.)
- For Column 3, calculate the percentage of female and male participants at each level.
For girls' varsity, junior varsity, and frosh, respectively:
 - Divide Column 2, Row 1 by Column 2, Row 4, and place the percentage in Column 3, Row 1.
 - Divide Column 2, Row 2 by Column 2, Row 4, and place the percentage in Column 3, Row 2.
 - Divide Column 2, Row 3 by Column 2, Row 4, and place the percentage in Column 3, Row 3.
 For boys' varsity, junior varsity, and frosh, respectively:
 - Divide Column 2, Row 5 by Column 2, Row 8, and place the percentage in Column 3, Row 5.
 - Divide Column 2, Row 6 by Column 2, Row 8, and place the percentage in Column 3, Row 6.
 - Divide Column 2, Row 7 by Column 2, Row 8, and place the percentage in Column 3, Row 7.

Principal's Signature:  Date: April 15, 2005


**2004-2005
BUDGETED AND ACTUAL EXPENDITURES - PROGRAM COMPARISON CHART
TO INCLUDE BOOSTER CLUB FUNDING**

	equipment and supplies	travel	awards	coaches' salaries (to include supplemental and extended employment)	facilities improvements	publications (if sport-specific)
	Expenditures	Expenditures	Expenditures	Expenditures	Expenditures	Expenditures
G basketball	\$14,200	\$3,000	\$350	\$4,300	\$1,900	\$300
B basketball	\$17,000	\$3,300	\$4,700**	\$4,700	\$1,900	\$300
G softball	\$5,600	\$1,500	\$300	\$3,000	\$4,000	\$400
B baseball	\$6,000	\$1,500	\$400	\$3,000	\$3,600	\$400
G cross country	\$2,300	\$750	\$300	\$1,300	0	0
B cross country	\$2,300	\$750	\$300	\$1,300	0	0
G golf	\$1,000	\$750	\$300	\$1,300	0	0
B golf	\$1,000	\$750	\$300	\$1,300	0	0
G soccer	\$5,800	\$1,500	\$500	\$3,000	\$1,000	\$300
B soccer	\$5,600	\$1,500	\$500	\$3,000	\$1,000	\$300
G swimming	0	0	0	0	0	0
B swimming	0	0	0	0	0	0

** State Championship Rings **

1. Total expenditures on T-35 and T-36 on the 2004-2005 year report due by April 15, 2005, should reflect the total monies spent (rounded off to nearest hundred) for the entire year of 2003-2004 ending June 30, 2004.

2. Booster Club Funding/Contributions must be included in the expenditures total.

Principal's Signature: 


Date: April 15, 2005

Copyright 1999, Good Sports, Inc., Title IX and Gender Equity Specialists. All rights reserved.

2004-2005
BUDGETED AND ACTUAL EXPENDITURES - PROGRAM COMPARISON CHART 2
TO INCLUDE BOOSTER CLUB FUNDING

Teams	equipment and supplies	travel	awards	coaches' salaries (to include supplemental and extended employment)	facilities improvements	publications (if sport-specific)
	Expenditures	Expenditures	Expenditures	Expenditures	Expenditures	Expenditures
G track	\$1,200	\$500	\$300	\$1,300	0	0
B track	\$1,200	\$500	\$300	\$1,300	0	0
G tennis	\$800	\$500	\$200	\$1,300	\$300	0
B tennis	\$600	\$500	\$200	\$1,300	\$300	0
G volleyball	\$2,600	\$1,500	\$300	\$3,000	0	0
B wrestling	0	0	0	0	0	0
G (list sport)	0	0	0	0	0	0
B (football)	\$26,000	\$3,500	\$1,500	\$4,500	\$2,500	\$400
G (list sport)	0	0	0	0	0	0
B (list sport)	0	0	0	0	0	0

1. Total expenditures on T-35 and T-36 on the 2004-2005 year report due by April 15, 2005, should reflect the total monies spent (rounded off to nearest hundred) for the entire year of 2003-2004 ending June 30, 2004.
 2. Booster Club Funding/Contributions must be included in the expenditures total.
 3. Indicate percentage of total expenditures for each gender: Total Expenditures \$ 181,750 % for boys 61.2% % for girls 38.8%

Principal's Signature:  Date: April 15, 2005

U- 111,231. = 631.99 per boy (176 boys)
 G- 70,519. = 559.67 per girl (126 girls)

 181,750 = 72.32 more per boy

2004-2005 KHSAA TITLE IX ATHLETICS AUDIT

KHSAA
Form T41
Rev. 10/04

Checklist - Overall Interscholastic Athletics Program

DIRECTIONS:

For the Areas of Compliance (Opportunities and Benefits) listed on the left hand side of the page, place a checkmark under the appropriate column identifying whether your school provided an advantage to the Girls' Program, or to the Boys' Program or to Neither Program.

Areas of Compliance:	ADVANTAGE TO:		
	GIRLS' PROGRAM	BOYS' PROGRAM	NEITHER PROGRAM
OPPORTUNITIES			
Accommodation of Interest and Abilities			X
BENEFITS			
Equipment and Supplies			X
Scheduling of Games and Practice Time			X
Travel and Per Diem Allowances			X
Coaching			X
Locker Rooms, Practice and Competitive Facilities		X	
Medical and Training Facilities and Services			X
Publicity		X	
Support Services			X
Athletic Scholarships			X
Tutoring			X
Housing and Dining Facilities and Services			X
Recruitment of Student Athletes			X

Principal's Signature:  Date: April 15, 2005

SCHOOL NAME

Warren Central High School

2004-2005

TITLE IX

CORRECTIVE ACTION PLAN

DIRECTIONS:

1. For Column 1, indicate the intended area which needs corrective action in order to achieve gender equity. For Column 2, write the suggested change or activities that will correct the area in need of alteration. For Column 3, include the estimated completion date for the changes or activities.
2. It is possible to attain compliance with Title IX and no longer need "corrective" action. However, the KHSAA strongly encourages compliant schools to identify items for improvement (Column 1), activities to accomplish the improvement (Column 2) and a timetable for completion (Column 3) that will strengthen the athletic program.
3. You may copy this form as needed. Please attach corrective action plans along with audit forms and submit by April 15, 2005.

COLUMN 1 ITEM FOR CORRECTION/ IMPROVEMENT	COLUMN 2 SUGGESTED CHANGE/ ACTIVITIES	COLUMN 3 TIME TABLE FOR CORRECTIVE ACTION/ COMPLETION
Girl's Softball Field	* Improve Dugout Facilities. * Continue to improve field.	On-Going / Completion Spring 2007
Equal Media Coverage for Girl's	*Send letter to local media outlets requesting equal coverage for girl's sports.	Letter Sent January, 2005.

Principal's Signature:  Date: April 15, 2005



Warren Central High School

www.wchs.warren.k12.ky.us/default.htm

Kathy Goff, Principal

559 Morgantown Rd.
Bowling Green, KY
42101

270.842.7302
270.781.2401
270.843.4118

Larry McCraney,
Assistant Principal

John Dempsey,
Assistant Principal

Eric Wilson,
Freshman Student
Assistance
Coordinator &
Athletic Director
270.781.2404

Kathy Evans,
11th and 12th Grade
Regina Petett,
9th and 10th Grade
Guidance Counselors
270.842.0468

Title IX Issues Adressed During 2003/2004

1. Added girl's weight room to gym area. Weights and benches were bought for girl's athletics.
2. New scoreboard was added to girl's softball field
3. Concession stand was built at softball field in Spring of 2004.

Mission Statement

Warren Central High School, in partnership with the home and community, will accept the responsibility to provide a supportive learning environment for all students in promoting maximum development of academic skills, social skills, and character traits to be a contributing member of society.

Principal:  Date: April 15, 2005

01/04/05

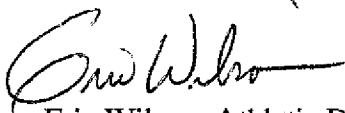
W.B.G.N. Radio, W.K.C.T. Radio, W.B.K.O. Television, Daily News,

Greenwood, Warren Central, and Warren East high schools would like to thank you for covering high school athletics in Warren County. We understand that with four local high schools, covering athletics in a major task. We appreciate the efforts of our local media outlets and we enjoy the coverage of high school athletics.


However, there is one issue we need to address. High school athletics is under a mandate by the K.H.S.A.A. to provide equality to boys' and girls' athletic programs. The mandate (Title IX) is a federal law. Title IX addresses a wide range of topics including media coverage of athletic contests. We have to make sure there is equal coverage of athletic events between the boys and girls sports (when applicable). For example, if local media covers five boys' basketball games, we must make sure local media covers 5 girls' games as well. It is each schools responsibility to make sure there is no violation of Title IX.

Because of this responsibility, we must request that all media outlets provide equal coverage of boys and girls athletics. We hope you understand that unequal coverage of athletics may cause each school to receive penalties issued by the K.H.S.A.A. Thank you for your understanding in this most important matter. Please contact us if you have any questions or concerns.

Sincerely,



Eric Wilson, Athletic Director
Warren Central High School



Kathy Goff, Principal
Warren Central High School



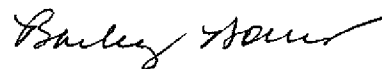
Todd Tolbert, Athletic Director
Greenwood High School



Mark Davis, Principal
Greenwood High School



Kami Howard, Athletic Director
Warren East High School



Bailey Norris, Principal
Warren East High School

154