



# Kentucky High School Athletic Association

2280 Executive Drive • Lexington, KY 40505 • www.khsaa.org • (859)299-5472 (859)293-5999 (fax)

## MEMORANDUM

To: Superintendent, Principal, and Athletic Director  
West Jessamine High School

From: Brigid L. DeVries, Commissioner  
Larry Boucher, Assistant Commissioner *LB*


Date: June 9, 2005

Subject: 2004-2005 Title IX Annual Report Forms Submission

Enclosed please find a copy of Form T-65, the 2004-2005 KHSAA Title IX Annual Report Submission Status Report. In addition, you may find an attachment with corrected copies of the forms submitted by your school personnel. Please review this information so the forms can be completed accurately in the future.

Also, KHSAA Audit Team Members may have requested resubmission of some of the 2004-2005 Annual Report Forms or need additional information on your athletic programs. Please submit this information by the date requested if this is applicable. Copies and all KHSAA Title IX documents must be kept current and included in your permanent Title IX File at the school. All documents are subject to Open Records Requests.

Should you need any further information, please do not hesitate to call anytime.



**KHSAA TITLE IX  
ANNUAL REPORT SUBMISSION  
STATUS REPORT  
2004-2005**

KHSAA  
Form T65  
Revised 4/05

TO: KHSAA Member School Superintendents, Principals, and Athletic Directors

FROM: Brigid L. DeVries, Commissioner  
Larry Boucher, Assistant Commissioner

DATE: June 9, 2005

School	West Jessamine High School	Reviewed by	Reba Woodall
--------	----------------------------	-------------	--------------

The following is a status report regarding the required 2004 - 2005 Title IX Annual Report submission of forms due into the KHSAA office by April 15, 2005. Appropriate KHSAA Audit Team personnel have reviewed these forms and the following is a summary of this review.

I. Checklist of Forms properly submitted in a satisfactory manner:

✓	GE 19 (Annual Verification)	✓	T-35 (Budget Chart)
✓	T-1 (Summary Program Chart 1)	✓	T-36 (Budget Chart)
✓	T-2 (Summary Program Chart 2)	✓	T-41 (Checklist – Overall Interscholastic Program)
✓	T-3 (Summary Program Chart 3)	✓	T-60 (Corrective Action Plan)
✓	T-4 (Summary Program Chart 4)		

II. Status

A.	✓	2004 – 2005 Forms are satisfactory and no further information or action is necessary at this time.
B.		Errors have been noted with respect to the following forms:
C.		The following forms were omitted and must be submitted by school representatives:
D.	✓	<p>Other Recommendation and Comments:</p> <ul style="list-style-type: none"> <li>▪ It is recommended that students be placed on the Gender Equity Review Committee, and that they be active members of the Committee.</li> <li>▪ It is recommended that your Gender Equity Review Committee meet at least once during the fall sports season, once during the winter sports season and once during the spring sports season.</li> <li>▪ For the 2004-05 season, the prime time percentage for girls' basketball games was 36% and boys' games 50%. The inclusion of increasing girls' prime time games in your Corrective Action Plan (Form T-60) was appropriate.</li> <li>▪ Good job on all of the forms.</li> </ul>



**2004-2005 KENTUCKY HIGH SCHOOL ATHLETIC ASSOCIATION  
ANNUAL VERIFICATION OF TITLE IX PROCEDURES**

**(To be submitted by April 15, 2005 along with other required forms)**

APR 15 2005

The West Jessamine High School High School, Nicholasville, Kentucky  
(Name of High School) (City)

certifies to the Kentucky High School Athletic Association that the following is an accurate and true representation of the facts surrounding compliance with 20 U.S.C. Sections 1681-1688, et. Seq. (also known as Title IX)

**I certify the following provisions in accordance with records at the school contained in the permanent Title IX file, and to the best of my knowledge have completed the following tasks (All boxes must be checked).**

Established a gender equity committee at the high school. (list committee personnel and provide attachment if necessary)

Name	Address	Phone	Title
<u>Al Crout</u>	<u>2101 Wilmore Road, Nicholasville, KY 40356</u>	<u>859/887-2421, ext. 150</u>	<u>Principal</u>
<u>Charlie Temple</u>	<u>871 Wilmore Road, Nicholasville, KY 40356</u>	<u>859/885-4179, ext. 164</u>	<u>District AD</u>
<u>Jody Hamilton</u>	<u>2101 Wilmore Road, Nicholasville, KY 40356</u>	<u>859/887-2421, ext. 162</u>	<u>Head Baseball/AD</u>
<u>Dean Geary</u>	<u>2101 Wilmore Road, Nicholasville, KY 40356</u>	<u>859/887-2421, ext. 152</u>	<u>Associate AD</u>
<u>Bart Flener</u>	<u>2101 Wilmore Road, Nicholasville, KY 40356</u>	<u>859/887-2421, ext. 215</u>	<u>Head Boys' Basketball</u>
<u>Flo Walker</u>	<u>2114 Ashgrove Pike, Nicholasville, KY 40356</u>	<u>859/272-7281</u>	<u>Head Fast Pitch Softball</u>
<u>DeAngelo Wiser</u>	<u>2101 Wilmore Road, Nicholasville, KY 40356</u>	<u>859/887-2421, ext. 142</u>	<u>Head Girls Soccer</u>

Scheduled a minimum of three meetings during the 2004-2005 school year on the following dates:  
August 11, 2004, October 6, 2004,  
February 16, 2005, March 14, 2005,  
March 23, 2005

Designated the following person(s) as the Title IX coordinator for the school:

Dean Geary, Associate Athletic Director, 2101 Wilmore Rd, Nicholasville, KY, 859/887-2421, 152  
Name Title Address Phone

Designated the following person(s) as the Title IX coordinator for the district:

Charles Temple, District Athletic Director, 871 Wilmore Road, Nicholasville, KY 40356, 859/885-4179, 164  
Name Title Address Phone

School personnel are continuing to make periodic reviews of the boys' and girls' athletics program reflected in the Corrective Action Plan.

In addition to the above information, the above referenced school maintains a complete permanent file relative to Title IX records including copies of the self-assessment audit, all corrective action plans, and other related materials.

[Signature]  
Principal's Signature

4/13/2005  
Date  
[Signature]  
School Board Chairpersons' Signature

[Signature]  
Superintendent Signature

*(Send original copy to KHSAA - Maintain duplicate in Title IX school folder)*

**2004-2005**  
**ACCOMMODATION OF INTERESTS AND ABILITIES**  
**SUMMARY PROGRAM CHART 1**

KHSAA  
 Form T1  
 Rev. 10/04

**Participation Opportunities Test One**

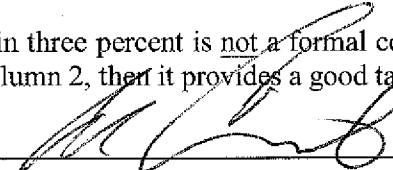
		(Column 1)	(Column 2)	(Column 3)	(Column 4)
	<b>Program</b>	<b>Enrollment</b>	<b>Percentage of Total Enrollment</b>	<b>Number of Interscholastic Participants (double and triple count)</b>	<b>Percentage of Total Participation</b>
<b>Row 1</b>	<b>GIRLS</b>	<b>474</b>	<b>49.2%</b>	<b>263*</b>	<b>45.3%</b>
<b>Row 2</b>	<b>BOYS</b>	<b>489</b>	<b>50.8%</b>	<b>318*</b>	<b>54.7%</b>
<b>Row 3</b>	<b>Totals</b>	<b>963</b>	<b>100%</b>	<b>581*</b>	<b>100%</b>

Instructions:

\*Number of 8<sup>th</sup> grade students & below used in Column 3 and Column 4 calculations if applicable: **B= 23, G= 55, Total= 78**

- 1) Determine the total number of girls enrolled, (place in Row 1, Column 1). Determine the total number of boys enrolled, (place in Row 2, Column 1).
- 2) Add the total number of girls and boys enrolled to determine total enrollment, (place in Row 3, Column 1).
- 3) Calculate the percentage of total enrollment that is female. (Divide Row 1, Column 1 by row 3, Column 1 and place in Row 1, Column 2.) Calculate the percentage of total enrollment that is male. (Divide Row 2, Column 1 by Row 3, Column 1 and place in Row 2, Column 2.) Note: Row 1, Column 2 plus Row 2, Column 2 should total 100%.
- 4) Ask the head coaches to review the most updated eligibility or squad lists for their teams. Ask coaches to confirm the names of those individuals who are on the team as of the first **date of competition**, and cross out the names of those who were cut from the team or quit the team prior to the first competitive event. Determine the total number of interscholastic athletics participants that are girls, (and place in Row 1, Column 3). In order to determine the total number of athletics participants, an individual should be counted each time he or she participates on a team. For example, if Jane Doe competes on the varsity volleyball team, the junior varsity volleyball team, the junior varsity basketball team, and the varsity softball team, she should be counted as four participants (**do not include club or intramural sports participants, cheerleaders, dance teams, or pom squads**). Calculate the same way for boys and girls. \* In addition, should 8<sup>th</sup> grade students and below play on a Freshman, Junior Varsity, or Varsity team, they should also be counted for each team and sport on which they participate. If applicable, please asterisk the above notation as to how many 8<sup>th</sup> grade students & below are included in the totals. Using the same procedure, determine the total number of interscholastic athletic participants that are boys, (and place in Row 2, Column 3). Add Row 1, Column 3 plus Row 2, Column 3 to get total participants and place in Row 3, Column 3.
- 5) Calculate the percentage of female participation. (Row 1, Column 3 divided by Row 3, Column 3 and place in Row 1, Column 4.) Calculate the percentage of male participation. (Row 2, Column 3 divided by Row 3, Column 3 and place in Row 2, Column 4.) Note: Row 1, Column 4 plus Row 2, Column 4 should total 100%.

Note: While being within three percent is not a formal compliance standard; if the percent listed in Row 1, Column 4 is within 3% of Row 1, Column 2, then it provides a good target within which compliance is likely.

**Principal's Signature:**  **Date:** 4/13/2005

**2004-2005**  
**ACCOMMODATION OF INTERESTS AND ABILITIES**  
**SUMMARY PROGRAM CHART 2**

KHSAA  
 Form T2  
 Rev. 10/04

**Participation Opportunities Test Two**

		Column 1	Column 2	Column 3	Column 4	Column 5
Program		Number of Teams Currently Offered	Number of Participants	Number of Teams Added in Last Five Years	Number of Participants Added in Last Five Years	Percent of Total Participation By Sex Added in Last 5 Years
<b>GIRLS</b>	Row 1	varsity:	9	136	1 (vb 4)	18
	Row 2	j.v.:	6	100	2 (vb 4, trk 1)	31
	Row 3	frosh:	3	27	3 (vb 4*, sft 5, trk 3)	17
	Row 4	total:	18	263	6	66
<b>BOYS</b>	Row 5	varsity:	9	156	0	0
	Row 6	j.v.:	6	114	1 (trk 1)	19
	Row 7	frosh:	3	48	2 (trk 2, bsb 2)	16
	Row 8	total:	18	318	3	35

- 1) For Column 1, list the number of interscholastic teams offered for girls and boys at each competitive level (varsity, junior varsity, and freshman). For girls, total each of the entries in Rows 1, 2, and 3 into Row 4. For boys, total Rows 5, 6, and 7 into Row 8.
- 2) For Column 2, list the number of participants at each level. For girls, total each of the entries in Rows 1, 2, and 3 into Row 4. For boys, total Rows 5, 6, and 7 into Row 8. **Note:** The totals in Row 4 for girls and in Row 8 for boys must be the same as the totals in Form T-1, Column 3, Rows 1 and 2 respectively.
- 3) For Column 3, list the number of interscholastic teams that have been added in the last five years at each competitive level. Count each team added during the 5 year period only one time. e.g. Girl's junior varsity soccer was added 3 years ago, count the team only once, not 3 times. For girls, total the entries in Rows 1, 2, and 3 into Row 4. For boys, total Rows 5, 6, and 7 into Row 8.
- 4) For Column 4, list the number of participants that are currently on each level of the teams that were added in the last five years. If a team was added previously but no longer exists, there are no current participants to be added for that team. For girls, total the entries in Rows 1, 2, and 3 into Row 4. For boys, total Rows 5, 6, and 7 into Row 8.
- 5) For Column 5, calculate the percentage of participants that have been added in the last five years. For girls, take the number in Column 4, Row 4 and divide by the number in Column 2, Row 4. For boys, take the number in Column 4, Row 8 and divide it by the number in Column 2, Row 8.

Note: If the percentage of current participants added in the last five years is 25% or greater, compliance with test two may be possible. If less than 25%, then compliance with test three should be analyzed. **CAUTION:** 25% is not a formal compliance standard.

Principal's Signature:  Date: 4/13/2005

**2004-2005**  
**ACCOMMODATION OF INTERESTS AND ABILITIES**  
**SUMMARY PROGRAM CHART 3**

KHSAA  
Form T3  
Rev. 10/04

**Participation Opportunities Test Three**

**FOR ANY QUESTION ANSWERED "YES" IDENTIFY THE RESPECTIVE SPORT(S).**

	GIRLS (Yes / No)		BOYS (Yes / No)
1. For a sport not currently played at the interscholastic level (varsity, junior varsity, or freshman) in your school, is there an intramural team offered for that sport?	No		No
2. For a sport <u>not</u> currently offered in your interscholastic athletics program, is there sufficient interest to form a viable interscholastic team based on participation on an intramural team or community recreation teams?	No		No
3. For a sport <u>not</u> currently offered, is there sufficient interest, based on your most recent Student Interest Survey, to form a viable interscholastic team based on student responses from the interscholastic survey? If yes, what sport?	Yes*		Yes*
4. For a sport currently offered at the varsity level only, is there sufficient interest, based on your most recent Student Interest Survey, to form a viable team for a junior varsity or freshman team that is not currently offered?	Yes (9 <sup>th</sup> grade Soccer)		Yes (9 <sup>th</sup> grade Soccer)
5. For a sport currently offered at the junior varsity or freshman level is there sufficient interest, based on your most recent Student Interest Survey, to form a varsity team not currently offered?	No		No
6. If you answered YES to question (1), (2), (3), (4), or (5), are there enough high schools in your geographic area offering the sport (at the appropriate level) to allow for the development of a reasonable schedule of competition?	No		Yes

3. Girls: Gymnastics, Slow Pitch Softball and Bowling.  
Boys: Bowling, Wrestling

6: Boys: Wrestling, but would put West Jessamine High School out of compliance.

Principal's Signature:  Date: 4/13/05

**2004-2005**  
**ACCOMODATION OF INTERESTS AND ABILITIES**  
**SUMMARY PROGRAM CHART 4**

**Levels of Competition Test One**

		<b>Column 1</b>	<b>Column 2</b>	<b>Column 3</b>
<b>Girls</b>	<b>Team Levels</b>	<b>Number of Teams Currently Offered</b>	<b>Number of Participants</b>	<b>Percentage of Participants at Each Level</b>
<b>Row 1</b>	<b>varsity:</b>	<b>9</b>	<b>136</b>	<b>51.7%</b>
<b>Row 2</b>	<b>j.v.:</b>	<b>6</b>	<b>100</b>	<b>38.0%</b>
<b>Row 3</b>	<b>frosh:</b>	<b>3</b>	<b>27</b>	<b>10.3%</b>
<b>Row 4</b>	<b>total:</b>		<b>263</b>	<b>100%</b>
<b>Boys</b>				
<b>Row 5</b>	<b>varsity:</b>	<b>9</b>	<b>156</b>	<b>49.1%</b>
<b>Row 6</b>	<b>j.v.:</b>	<b>6</b>	<b>114</b>	<b>35.8%</b>
<b>Row 7</b>	<b>frosh:</b>	<b>3</b>	<b>48</b>	<b>15.1%</b>
<b>Row 8</b>	<b>total:</b>		<b>318</b>	<b>100%</b>

- 1) Column 1, list the number of interscholastic teams offered for girls and boys at each competitive level; varsity, junior varsity, and freshman. (Refer to Form T-2, Accommodation of Interests and Abilities, Summary Program Chart 2, Column 1.)
- 2) For Column 2, list the number of participants at each level. For girls, total the entries in Rows 1, 2, and 3 into Row 4. For boys, total the entries in Rows 5, 6, and 7 into Row 8. (Refer to Form T-2, Accommodation of Interests and Abilities, Summary Program Chart 2, Column 2.)
- 3) For Column 3, calculate the percentage of female and male participants at each level.  
For girls' varsity, junior varsity, and frosh, respectively:
  - Divide Column 2, Row 1 by Column 2, Row 4, and place the percentage in Column 3, Row 1.
  - Divide Column 2, Row 2 by Column 2, Row 4, and place the percentage in Column 3, Row 2.
  - Divide Column 2, Row 3 by Column 2, Row 4, and place the percentage in Column 3, Row 3.
  -
 For boys' varsity, junior varsity, and frosh, respectively:
  - Divide Column 2, Row 5 by Column 2, Row 8, and place the percentage in Column 3, Row 5.
  - Divide Column 2, Row 6 by Column 2, Row 8, and place the percentage in Column 3, Row 6.
  - Divide Column 2, Row 7 by Column 2, Row 8, and place the percentage in Column 3, Row 7.

Principal's Signature: \_\_\_\_\_

Date: 4/13/2005

**2004-2005 WEST JESSAMINE HIGH SCHOOL  
 BUDGETED AND ACTUAL EXPENDITURES - PROGRAM COMPARISON CHART  
 TO INCLUDE BOOSTER CLUB FUNDING**

	equipment and supplies	travel	awards	coaches' salaries (to include supplemental and extended employment)	facilities improvements	publications (if sport-specific)
	Expenditures	Expenditures	Expenditures	Expenditures	Expenditures	Expenditures
G basketball	4200	4600	1300	13,600	N/A	N/A
B basketball	4800	3300	600	13,600	N/A	N/A
G softball	8,300	19,900	300	8,000	15,600	N/A
B baseball	3,000	19,700	400	8,000	15,900	N/A
G cross country	100	800	300	900	N/A	N/A
B cross country	100	800	300	900	N/A	N/A
G golf	300	400	100	1,700	N/A	N/A
B golf	300	200	100	1,700	N/A	N/A
G soccer	7,400	4,200	1,300	7,100	7,400	N/A
B soccer	3,100	1,600	500	7,100	5,800	N/A
G swimming	400	100	100	1,100	N/A	N/A
B swimming	400	100	100	1,100	N/A	N/A

1. Total expenditures on T-35 and T-36 on the 2004-2005 year report due by April 15, 2005, should reflect the total monies spent (rounded off to nearest hundred) for the entire year of 2003-2004 ending June 30, 2004.
2. Booster Club Funding/Contributions must be included in the expenditures total.

Principal's Signature: \_\_\_\_\_

Date: 4/13/2005




**2004-2005 WEST JESSAMINE HIGH SCHOOL  
 BUDGETED AND ACTUAL EXPENDITURES - PROGRAM COMPARISON CHART 2  
 TO INCLUDE BOOSTER CLUB FUNDING**

Teams	equipment and supplies	travel	awards	coaches' salaries (to include supplemental and extended employment)	facilities improvements	publications (if sport-specific)
	Expenditures	Expenditures	Expenditures	Expenditures	Expenditures	Expenditures
G track	800	1,300	300	3,400	N/A	N/A
B track	800	1,300	300	3,400	N/A	N/A
G tennis	100	300	100	1,800	N/A	N/A
B tennis	100	100	100	1,800	N/A	N/A
G volleyball	400	1,300	400	4,300	N/A	N/A
B wrestling	N/A	N/A	N/A	N/A	N/A	N/A
G (list sport)	N/A	N/A	N/A	N/A	N/A	N/A
B (football)	7,700	7,600	2,000	21,800	5,000	N/A
G (list sport)	N/A	N/A	N/A	N/A	N/A	N/A
B (list sport)	N/A	N/A	N/A	N/A	N/A	N/A

- Total expenditures on T-35 and T-36 on the 2004-2005 year report due by April 15, 2005, should reflect the total monies spent (rounded off to nearest hundred) for the entire year of 2003-2004 ending June 30, 2004.
- Booster Club Funding/Contributions must be included in the expenditures total. \$280,200
- Indicate percentage of total expenditures for each gender: Total Expenditures (B:138,300, G: 141,900) % for boys 49.4% % for girls 50.6%

Principal's Signature: \_\_\_\_\_



Date: 4/13/2005

## 2004-2005 KHSAA TITLE IX ATHLETICS AUDIT

KHSAA  
Form T41  
Rev. 10/04

### Checklist - Overall Interscholastic Athletics Program

**DIRECTIONS:**

For the Areas of Compliance (Opportunities and Benefits) listed on the left hand side of the page, place a checkmark under the appropriate column identifying whether your school provided an advantage to the Girls' Program, or to the Boys' Program or to Neither Program.

Areas of Compliance:	ADVANTAGE TO:		
	GIRLS' PROGRAM	BOYS' PROGRAM	NEITHER PROGRAM
<b>OPPORTUNITIES</b>			
Accommodation of Interest and Abilities	T-2 (25%)	T-1 (3.9%)	XX
<b>BENEFITS</b>			
Equipment and Supplies			XX
Scheduling of Games and Practice Time		XX	
Travel and Per Diem Allowances			XX
Coaching			XX
Locker Rooms, Practice and Competitive Facilities			XX
Medical and Training Facilities and Services			XX
Publicity			XX
Support Services			XX
Athletic Scholarships			XX
Tutoring			XX
Housing and Dining Facilities and Services			XX
Recruitment of Student Athletes			XX

Principal's Signature: \_\_\_\_\_

Date: \_\_\_\_\_

4/13/2005

SCHOOL NAME

2004-2005

TITLE IX

CORRECTIVE ACTION PLAN

West Jessamine High School

**DIRECTIONS:**

1. For Column 1, indicate the intended area which needs corrective action in order to achieve gender equity. For Column 2, write the suggested change or activities that will correct the area in need of alteration. For Column 3, include the estimated completion date for the changes or activities.
2. It is possible to attain compliance with Title IX and no longer need "corrective" action. However, the KHSAA strongly encourages compliant schools to identify items for improvement (Column 1), activities to accomplish the improvement (Column 2) and a timetable for completion (Column 3) that will strengthen the athletic program.
3. You may copy this form as needed. Please attach corrective action plans along with audit forms and submit by April 15, 2005.


COLUMN 1 ITEM FOR CORRECTION/ IMPROVEMENT	COLUMN 2 SUGGESTED CHANGE/ ACTIVITIES	COLUMN 3 TIME TABLE FOR CORRECTIVE ACTION/ COMPLETION
<p><b>Accommodation of Interest and Abilities:</b> Even though the T-2 Report shows a 25% participation in new female sports added in the last 5 years, the T-1 % dropped from 2.9% to 3.9%, we must strive to make the athletic environment more inviting to our female population by continuing to look to increase the sport offerings and encouragement of the existing population to become involved in existing sports.</p>	<ol style="list-style-type: none"> <li>1. Continue to Checking into adding freshman girls' soccer team.</li> <li>2. Continue to actively publicize sport opportunities for all student/athletes at WJHS.</li> </ol>	<ol style="list-style-type: none"> <li>1. Check during the 2005-06 school year with teams in our area if they have the numbers needed to start a freshman girls' soccer team for the 2006 season.</li> <li>2. Continue to announce games, scores, etc... on the morning announcements and have these announced on the e-mail announcements to parents during the school year.</li> <li>3. Continue to announce when try-outs for each team is going to begin over the morning announcements &amp; e-mail announcements</li> </ol>
<p><b>Equipment and Supplies</b> To insure quality uniforms &amp; equipment for all teams</p>	<p>Quality uniforms &amp; equipment for all teams.</p>	<p>Continue to monitor all purchases of the booster clubs and the athletic department to ensure that all teams receive quality uniforms as per the uniform replacement cycle and the teams purchase the highest quality protective equipment when needed.</p>

Principal's Signature:

Date:

4/13/05 (Page 1)

<p><b>Scheduling of Games &amp; Practice Times</b> Continue to provide more "prime time" opportunities for girls' sports to perform/play:</p>	<p>Continue to schedule games for Girls' Basketball that allows for more "prime time" play opportunities. (i.e. Friday/Saturday)</p>	<p>Continue to reschedule girls' basketball games on Friday/Saturday nights that do not conflict with boys' basketball games or move the boys' basketball games to another night for the 2005-2006 season and schedule boy/girl varsity doubleheaders.</p>
<p><b>Travel and Per Diem Allowances</b> Provide more opportunities for girls' teams to travel out of state &amp;/or make more over night trips in-state.</p>	<p>Talk to girls teams and encourage them to fundraise to travel out of state &amp;/or in-state for competition and provide to the girls' teams a list of opportunities for fundraisers and places that the teams can travel.</p>	<p>Continue to encourage girls' teams to travel.</p>
<p><b>Locker Rooms, Practice and Competitive Facilities</b></p> <ol style="list-style-type: none"> <li>1. New Field house/locker rooms/Training Room/Weight Room and Storage.</li> <li>2. Renovation of the Softball &amp; Baseball Fields.</li> <li>3. Renovation of present boys' and girls' athletic locker rooms for boys' and the girls' basketball teams and the volleyball team.</li> </ol>	<ol style="list-style-type: none"> <li>1. Provides new facilities for the athletic teams at WJHS.</li> <li>2. Provide new dugouts, press box, lights, bull pens and other facilities for the softball and baseball teams</li> <li>3. Provide better facilities for the boys' and the girls' basketball teams and the volleyball team.</li> </ol>	<ol style="list-style-type: none"> <li>1. To be completed by Summer 2005.</li> <li>2. To be completed by Summer 2005.</li> <li>3. To be completed by September, 2005.</li> </ol>

**Principal's Signature:** 

**Date:** 4/13/05 (Page 2)