

**KHSAA TITLE IX
ANNUAL REPORT SUBMISSION
STATUS REPORT
2005-2006**

KHSAA
Form T65 Revised 8/05

TO: KHSAA Member School Superintendents, Principals, and Athletic Directors

FROM: Brigid L. DeVries, Commissioner
Larry Boucher, Assistant Commissioner

DATE: 7/25/2006

School	Anderson County High	Reviewed by	Gary W. Lawson
--------	----------------------	-------------	----------------


The following is a status report regarding the required 2005 - 2006 Title IX Annual Report submission of forms due into the KHSAA office by April 15, 2006. Appropriate KHSAA Audit Team personnel have reviewed these forms and the following is a summary of this review.

I. Checklist of Forms properly submitted in a satisfactory manner:

X	GE 19 (Annual Verification)	X	T-35 (Budget Expenses)
X	T-1 (Summary Program Chart 1)	X	T-36 (Budget Expenses)
X	T-2 (Summary Program Chart 2)	X	T-41 (Checklist – Overall Interscholastic Program)
X	T-3 (Summary Program Chart 3)	X	T-60 (Corrective Action Plan)
X	T-4 (Summary Program Chart 4)	X	T-63 (Interscholastic Survey Results)

II. Status

A.	X	2005 – 2006 Forms are satisfactory and no further information or action is necessary at this time.
B.		Errors have been noted with respect to the following forms:
C.		The following forms were omitted and must be submitted by school representatives:
D.	X	Other Recommendation and Comments: All calculations appear to be correct and report is in good order. School officials need to continue to monitor athletic spending for equity. PLEASE NOTE: The school submitted a Title IX Re-Visit Verification Form along with its April 15, 2006 submittal. The re-visit form is not a required part of this submittal. Sorry you did all the extra work.



**KHSAA TITLE IX
ANNUAL REPORT SUBMISSION
STATUS REPORT
2005-2006**

KHSAA
Form T65 Revised 8/05

TO: KHSAA Member School Superintendents, Principals, and Athletic Directors

FROM: Brigid L. DeVries, Commissioner
Larry Boucher, Assistant Commissioner

DATE: 7/25/2006

School	Anderson County High	Reviewed by	Gary W. Lawson
--------	----------------------	-------------	----------------

The following is a status report regarding the required 2005 - 2006 Title IX Annual Report submission of forms due into the KHSAA office by April 15, 2006. Appropriate KHSAA Audit Team personnel have reviewed these forms and the following is a summary of this review.

I. Checklist of Forms properly submitted in a satisfactory manner:

<input checked="" type="checkbox"/>	GE 19 (Annual Verification)	<input checked="" type="checkbox"/>	T-35 (Budget Expenses)
<input checked="" type="checkbox"/>	T-1 (Summary Program Chart 1)	<input checked="" type="checkbox"/>	T-36 (Budget Expenses)
<input checked="" type="checkbox"/>	T-2 (Summary Program Chart 2)	<input checked="" type="checkbox"/>	T-41 (Checklist – Overall Interscholastic Program)
<input checked="" type="checkbox"/>	T-3 (Summary Program Chart 3)	<input checked="" type="checkbox"/>	T-60 (Corrective Action Plan)
<input checked="" type="checkbox"/>	T-4 (Summary Program Chart 4)	<input checked="" type="checkbox"/>	T-63 (Interscholastic Survey Results)

II. Status

A.	<input checked="" type="checkbox"/>	2005 – 2006 Forms are satisfactory and no further information or action is necessary at this time.
B.		Errors have been noted with respect to the following forms:
C.		The following forms were omitted and must be submitted by school representatives:
D.	<input checked="" type="checkbox"/>	Other Recommendation and Comments: All calculations appear to be correct and report is in good order. School officials need to continue to monitor athletic spending for equity. PLEASE NOTE: The school submitted a Title IX Re-Visit Verification Form along with its April 15, 2006 submittal. The re-visit form is not a required par of this submittal. Sorry you did all the extra work.




Kentucky High School Athletic Association

2280 Executive Drive ° Lexington, KY 40505 ° www.khsaa.org ° (859)299-5472 (859)293-5999 (fax)

MEMORANDUM

To: Superintendent, Principal, and Athletic Director
Anderson County High School

From: Brigid L. DeVries, Commissioner
Larry Boucher, Assistant Commissioner 

Date: July 25, 2006

Subject: 2005-2006 Title IX Annual Report Forms Submission

Enclosed please find a copy of Form T-65, the 2005-2006 KHSAA Title IX Annual Report Submission Status Report. In addition, you may find an attachment with corrected copies of the forms submitted by your school personnel. Please review this information so the forms can be completed accurately in the future.

Also, KHSAA Audit Team Members may have requested resubmission of some of the 2005-2006 Annual Report Forms or need additional information on your athletic programs. Please submit this information by the date requested if this is applicable. Copies and all KHSAA Title IX documents must be kept current and included in your permanent Title IX File at the school. All documents are subject to Open Records Requests.

Should you need any further information, please do not hesitate to call anytime.



**2005-2006 KENTUCKY HIGH SCHOOL ATHLETIC ASSOCIATION
ANNUAL VERIFICATION OF TITLE IX PROCEDURES**
(To be submitted by April 15, 2006 along with other required forms)

KHSAA
Form GE19
Rev. 9/05

The Anderson County High School High School, Lawrenceburg, Kentucky
(Name of High School) (City)

certifies to the Kentucky High School Athletic Association that the following is an accurate and true representation of the facts surrounding compliance with 20 U.S.C. Sections 1681-1688, et. Seq. (also known as Title IX)

I certify the following provisions in accordance with records at the school contained in the permanent Title IX file, and to the best of my knowledge have completed the following tasks (All boxes must be checked).

X Established a gender equity committee at the high school. (list committee personnel and provide attachment if necessary)

Name	Address	Phone	Title
<u>Margo Whisman</u>	<u>103 N. Main St.</u>	<u>(502) 839-3406</u>	<u>District Title IX Coordinator</u>
<u>Larry Basham</u>	<u>103 N. Main St.</u>	<u>(502) 839-3406</u>	<u>Assistant Superintendent</u>
<u>Ray Woodyard</u>	<u>One Bearcat Drive</u>	<u>(502) 839-5118</u>	<u>Principal</u>
<u>Ronnie Fields</u>	<u>One Bearcat Drive</u>	<u>(502) 839-5118</u>	<u>Athletic Director/Asst. Principal</u>
<u>Kathy Wright</u>	<u>One Bearcat Drive</u>	<u>(502) 839-5118</u>	<u>Asst. Principal</u>
<u>Andi Ferguson</u>	<u>One Bearcat Drive</u>	<u>(502) 839-5118</u>	<u>Asst. Volleyball Coach</u>
<u>Daniel Drury</u>	<u>One Bearcat Drive</u>	<u>(502) 839-5118</u>	<u>Student</u>
<u>Katie Richardson</u>	<u>One Bearcat Drive</u>	<u>(502) 839-5118</u>	<u>Student</u>

X Scheduled a minimum of three meetings during the 2005-2006 school year on the following dates:

October 10, 2005

March 13, 2006

April 10, 2006

X Designated the following person(s) as the Title IX coordinator for the school:

Ronnie Fields Asst. Principal/Athletic Director One Bearcat Drive (502) 839-5118
Name Title Address Phone

X Designated the following person(s) as the Title IX coordinator for the district:

Margo Whisman District Title IX/DPP 103 N. Main St. 502) 839-3406
Name Title Address Phone

X School personnel are continuing to make periodic reviews of the boys' and girls' athletics program reflected in the Corrective Action Plan.

X In addition to the above information, the above referenced school maintains a complete permanent file relative to Title IX records including copies of the self-assessment audit, all corrective action plans, and other related materials.

Principal's Signature

April 11 2006
Date

Superintendent Signature

School Board Chairpersons' Signature

(Send original copy to KHSAA - Maintain duplicate in Title IX school folder)

2005-2006
ACCOMMODATION OF INTERESTS AND ABILITIES
SUMMARY PROGRAM CHART 1

KHSAA
 Form T1
 Rev. 9/05

Participation Opportunities Test One

		(Column 1)	(Column 2)	(Column 3)	(Column 4)
	Program	Enrollment	Percentage of Total Enrollment	Number of Interscholastic Participants (double and triple count)	Percentage of Total Participation
Row 1	GIRLS	565	50%	230	46.6%
Row 2	BOYS	561	50%	264	53.4%
Row 3	Totals	1126	100%	494	100%

Instructions:

*Number of 8th grade students & below used in Column 3 and Column 4 calculations if applicable: 36

- Determine the total number of girls enrolled, (place in Row 1, Column 1). Determine the total number of boys enrolled, (place in Row 2, Column 1).
- Add the total number of girls and boys enrolled to determine total enrollment, (place in Row 3, Column 1).
- Calculate the percentage of total enrollment that is female. (Divide Row 1, Column 1 by row 3, Column 1 and place in Row 1, Column 2.) Calculate the percentage of total enrollment that is male. (Divide Row 2, Column 1 by Row 3, Column 1 and place in Row 2, Column 2.) Note: Row 1, Column 2 plus Row 2, Column 2 should total 100%.
- Ask the head coaches to review the most updated eligibility or squad lists for their teams. Ask coaches to confirm the names of those individuals who are on the team as of the first **date of competition**, and cross out the names of those who were cut from the team or quit the team prior to the first competitive event. Determine the total number of interscholastic athletics participants that are girls, (and place in Row 1, Column 3). In order to determine the total number of athletics participants, an individual should be counted each time he or she participates on a team. For example, if Jane Doe competes on the varsity volleyball team, the junior varsity volleyball team, the junior varsity basketball team, and the varsity softball team, she should be counted as four participants (**do not include club or intramural sports participants, cheerleaders, dance teams, or pom squads**). Calculate the same way for boys and girls. * In addition, should 8th grade students and below play on a Freshman, Junior Varsity, or Varsity team, they should also be counted for each team and sport on which they participate. If applicable, please asterisk the above notation as to how many 8th grade students & below are included in the totals. Using the same procedure, determine the total number of interscholastic athletic participants that are boys, (and place in Row 2, Column 3). Add Row 1, Column 3 plus Row 2, Column 3 to get total participants and place in Row 3, Column 3.
- Calculate the percentage of female participation. (Row 1, Column 3 divided by Row 3, Column 3 and place in Row 1, Column 4.) Calculate the percentage of male participation. (Row 2, Column 3 divided by Row 3, Column 3 and place in Row 2, Column 4.) Note: Row 1, Column 4 plus Row 2, Column 4 should total 100%.

Note: While being within three percent is not a formal compliance standard; if the percent listed in Row 1, Column 4 is within 3% of Row 1, Column 2, then it provides a good target within which compliance is likely.

Principal's Signature: *R. Wong*

Date: 4/13/06

**ACCOMMODATION OF INTERESTS AND ABILITIES
SUMMARY PROGRAM CHART 2**

Participation Opportunities Test Two

			Column 1	Column 2	Column 3	Column 4	Column 5
Program			Number of Teams Currently Offered	Number of Participants	Number of Teams Added Since the beginning of the 2001-2002 School Year	Number of Participants Added Since the beginning of the 2001-2002 School Year	Percent of Total Participation By Sex Added Since the beginning of the 2001-2002 School Year
GIRLS	Row 1	varsity:	9	152	1	18	
	Row 2	j.v.:	4	54	0	0	
	Row 3	frosh:	2	24	0	0	
	Row 4	total:	15	230	1	18	7.9%
BOYS	Row 5	varsity:	10	146	1	7	
	Row 6	j.v.:	5	76	0	0	
	Row 7	frosh:	3	42	0	0	
	Row 8	total:	18	264	1	7	2.7%

- 1) For Column 1, list the number of interscholastic teams offered for girls and boys at each competitive level (varsity, junior varsity, and freshman). For girls, total each of the entries in Rows 1, 2, and 3 into Row 4. For boys, total Rows 5, 6, and 7 into Row 8.
- 2) For Column 2, list the number of participants at each level. For girls, total each of the entries in Rows 1, 2, and 3 into Row 4. For boys, total Rows 5, 6, and 7 into Row 8. **Note:** The totals in Row 4 for girls and in Row 8 for boys must be the same as the totals in Form T-1, Column 3, Rows 1 and 2 respectively.
- 3) For Column 3, list the number of interscholastic teams that have been added in the last five years at each competitive level. Count each team added during the 5 year period only one time. e.g. Girl's junior varsity soccer was added 3 years ago, count the team only once, not 3 times. For girls, total the entries in Rows 1, 2, and 3 into Row 4. For boys, total Rows 5, 6, and 7 into Row 8.
- 4) For Column 4, list the number of participants that are currently on each level of the teams that were added in the last five years. If a team was added previously but no longer exists, there are no current participants to be added for that team. For girls, total the entries in Rows 1, 2, and 3 into Row 4. For boys, total Rows 5, 6, and 7 into Row 8.
- 5) For Column 5, calculate the percentage of participants that have been added in the last five years. For girls, take the number in Column 4, Row 4 and divide by the number in Column 2, Row 4. For boys, take the number in Column 4, Row 8 and divide it by the number in Column 2, Row 8.

Note: If the percentage of current participants added in the last five years is 25% or greater, compliance with test two may be possible. If less than 25%, then compliance with test three should be analyzed. **CAUTION:** 25% is not a formal compliance standard.

Principal's Signature: *B. W. Wong* Date: 4/13/06

2005-2006
ACCOMMODATION OF INTERESTS AND ABILITIES
SUMMARY PROGRAM CHART 3

Participation Opportunities Test Three

FOR ANY QUESTION ANSWERED "YES" IDENTIFY THE RESPECTIVE SPORT(S).

	GIRLS (Yes / No)		BOYS (Yes / No)
1. For a sport not currently played at the interscholastic level (varsity, junior varsity, or freshman) in your school, is there an intramural team offered for that sport?	NO		NO
2. For a sport <u>not</u> currently offered in your interscholastic athletics program, is there sufficient interest to form a viable interscholastic team based on participation on an intramural team or community recreation teams?	NO		NO
3. For a sport <u>not</u> currently offered, is there sufficient interest, based on your most recent Student Interest Survey, to form a viable interscholastic team based on student responses from the interscholastic survey? If yes, what sport?	NO		NO
4. For a sport currently offered at the varsity level only, is there sufficient interest, based on your most recent Student Interest Survey, to form a viable team for a junior varsity or freshman team that is not currently offered?	NO		NO
5. For a sport currently offered at the junior varsity or freshman level is there sufficient interest, based on your most recent Student Interest Survey, to form a varsity team not currently offered?	NO		NO
6. If you answered YES to question (1), (2), (3), (4), or (5), are there enough high schools in your geographic area offering the sport (at the appropriate level) to allow for the development of a reasonable schedule of competition?			

Principal's Signature: *G. Wong* Date: 9/13/06

2005-2006
ACCOMODATION OF INTERESTS AND ABILITIES
SUMMARY PROGRAM CHART 4

Levels of Competition Test One

		Column 1	Column 2	Column 3
Girls	Team Levels	Number of Teams Currently Offered	Number of Participants	Percentage of Participants at Each Level
Row 1	varsity:	9	152	66.1%
Row 2	j.v.:	4	54	23.5%
Row 3	frosh:	2	24	10.4%
Row 4	total:		230	100%
Boys				
Row 5	varsity:	10	146	55.3%
Row 6	j.v.:	5	76	28.8%
Row 7	frosh:	3	42	15.9%
Row 8	total:		264	100%

- 1) Column 1, list the number of interscholastic teams offered for girls and boys at each competitive level; varsity, junior varsity, and freshman. (Refer to Form T-2, Accommodation of Interests and Abilities, Summary Program Chart 2, Column 1.)
- 2) For Column 2, list the number of participants at each level. For girls, total the entries in Rows 1, 2, and 3 into Row 4. For boys, total the entries in Rows 5, 6, and 7 into Row 8. (Refer to Form T-2, Accommodation of Interests and Abilities, Summary Program Chart 2, Column 2.)
- 3) For Column 3, calculate the percentage of female and male participants at each level.
For girls' varsity, junior varsity, and frosh, respectively:
 - Divide Column 2, Row 1 by Column 2, Row 4, and place the percentage in Column 3, Row 1.
 - Divide Column 2, Row 2 by Column 2, Row 4, and place the percentage in Column 3, Row 2.
 - Divide Column 2, Row 3 by Column 2, Row 4, and place the percentage in Column 3, Row 3.
 -
 For boys' varsity, junior varsity, and frosh, respectively:
 - Divide Column 2, Row 5 by Column 2, Row 8, and place the percentage in Column 3, Row 5.
 - Divide Column 2, Row 6 by Column 2, Row 8, and place the percentage in Column 3, Row 6.
 - Divide Column 2, Row 7 by Column 2, Row 8, and place the percentage in Column 3, Row 7.

Principal's Signature: _____

Date: _____

**2005-2006
ACTUAL EXPENDITURES - PROGRAM COMPARISON CHART 1
TO INCLUDE BOOSTER CLUB FUNDING**

	equipment and supplies		travel		awards		coaches' salaries (to include supplemental and extended employment; dollar amount needed)		facilities improvements		publications (if sport-specific)	
	Expenditures		Expenditures		Expenditures		Expenditures		Expenditures		Expenditures	
	School	Booster	School	Booster	School	Booster	School	Booster	School	Booster	School	Booster
G basketball	200	4000	(1) 4300 (2) 9500	(2) 3,300	200	300	18800	N/A	-0-	-0-	-0-	-0-
B basketball	900	2400	(1) 3,300 (1) 8200	-0-	700	300	20300	N/A	-0-	-0-	-0-	-0-
G softball	4700	900	(1) Bus Pd BOE (6) 4,400	(6) 7,700	500	300	6700	N/A	(4) 12,900	(4) 8,000	-0-	-0-
B baseball	1200	1000	(1) Bus Pd BOE (7) 2,400	(7) 5,000	200	300	9700	N/A	(5) 20,000	(8) 1000	-0-	-0-
G cross country	500	300	(1) Bus Pd BOE	-0-	300	300	2000	N/A	-0-	-0-	-0-	-0-
B cross country	500	200	(1) Bus Pd BOE	-0-	300	300	2000	N/A	-0-	-0-	-0-	-0-
G golf	800	1000	(1) Bus Pd BOE	-0-	100	300	1000	N/A	-0-	-0-	-0-	-0-
B golf	800	1300	(1) Bus Pd BOE	-0-	-0-	300	2400	N/A	-0-	-0-	-0-	-0-
G soccer	1800	3500	(1) Bus Pd BOE	-0-	400	300	5300	N/A	-0-	(8) 1000	-0-	-0-
B soccer	700	3500	(1) Bus Pd BOE (2) 19800	(3) 13,800	500	300	6600	N/A	-0-	(8) 1000	-0-	-0-
G swimming	700	700	(1) Bus Pd BOE	-0-	100	200	500	N/A	-0-	-0-	-0-	-0-
B swimming	400	400	(1) Bus Pd BOE	-0-	100	100	500	N/A	-0-	-0-	-0-	-0-

1. Total expenditures on T-35 and T-36 on the 2005-2006 year report due by April 15, 2006, should reflect the total monies spent (rounded off to nearest hundred) for the entire school year of 2004-2005 ending June 30, 2005.

2. Booster Club Funding/Contributions must be included in the expenditures total.

[Signature]

Principal's Signature: _____

Date: 4/14/06

**2005-2006
ACTUAL EXPENDITURES - PROGRAM COMPARISON CHART 2
TO INCLUDE BOOSTER CLUB FUNDING**

	equipment and supplies		travel		awards		coaches' salaries (to include supplemental and extended employment; dollar amount needed)		facilities improvements		publications (if sport-specific)	
	Expenditures		Expenditures		Expenditures		Expenditures		Expenditures		Expenditures	
	School	Booster	School	Booster	School	Booster	School	Booster	School	Booster	School	Booster
G track	100	900	(1) Bus Pd BOE	-0-	-0-	300	N/A	2300	-0-	(8)1000	-0-	-0-
B track	100	900	(1) Bus Pd BOE	-0-	-0-	300	N/A	2300	-0-	(8)1000	-0-	-0-
G tennis	200	1100	(1) Bus Pd BOE	-0-	-0-	300	N/A	1000	-0-	-0-	-0-	-0-
B tennis	200	800	(1) Bus Pd BOE	-0-	-0-	300	N/A	1300	-0-	-0-	-0-	-0-
G volleyball	1300	4100	(1) Bus Pd BOE	-0-	-0-	300	N/A	3300	-0-	-0-	-0-	-0-
B wrestling	1400	500	(1) Bus Pd BOE	-0-	-0-	300	N/A	4800	-0-	-0-	-0-	-0-
B football	7100	5100	(1) 1800	-0-	600	300	N/A	34000	(10)66,700	(10)22,900	-0-	-0-
G Weight Room							N/A		(9)174,400	-0-	-0-	-0-
B Weight Room							N/A		(9)213,000	-0-	-0-	-0-

1. Total expenditures on T-35 and T-36 on the 2005-2006 year report due by April 15, 2006, should reflect the total monies spent (rounded off to nearest hundred) for the entire school year of 2004-2005 ending June 30, 2005.

2. Booster Club Funding/Contributions must be included in the expenditures total.

Indicate percentage of total expenditures for each gender:

Gender	Expenditures	Percentage
Boys	\$ 388,000	56.6%
Girls	\$ 297,400	43.4%
Total:	\$685,400	100%

Date: 4/14/06

[Signature]

Principal's Signature:

Title IX 2005-2006 Notes

- (1) The Board paid for the buses for all the teams except Girls and Boys Basketball and Football.
- (2) The Girls Basketball team took a trip to Phoenix.
- (3) The Boys Soccer team took a trip to England last summer. The cost of the trip was \$2100 and there were 16 athletes that traveled. The Girls Soccer team is taking a trip to Hawaii this summer. We feel that they are equitable.
- (4) Softball Bleachers
- (5) Baseball Bleachers
- (6) Softball Trip – Spring Break
- (7) Baseball Trip – Spring Break
- (8) Speakers for Boys Track, Girls Track, Baseball, Boys Soccer, Girls Soccer
- (9) New Weight Room that is scheduled fairly for all sports – boys and girls. Not sure how to include this on the report so I am adding at the end. The total monies spent = \$387,300. Since there are 9 varsity girls teams, their percentage would equal 174,399 and the boys percentage would be 213,000
- (10) New Football Scoreboard and Lights.
- (11) Boys Basketball Trip
- (12) Without the coaches salaries figured in, the percentages were 54% for boys and 46% for girls. The coaches' salary schedule is attached to prove that it is equitable. Each team has an equal number of coaching positions.

ANDERSON COUNTY
SUPPLEMENTAL SALARY SCHEDULE

Revised 11/20/2000

Category	Position	Years of Experience			
		0-5	6-10	11-15	16 plus
A	Band Director	18.75	19	19.5	20
	Head Basketball Coach (Boys)	% of Base	% of Base	% of Base	% of Base
	Head Basketball Coach (Girls)				
	Head Football Coach				
B	1st Asst. Football Coach	14	14.5	15	15.5
		% of Base	% of Base	% of Base	% of Base
C	Head Soccer Coach (Boys)	10	10.5	11	11.5
	Head Soccer Coach (Girls)	% of Base	% of Base	% of Base	% of Base
	Head Baseball Coach				
	Head Softball Coach				
D	Wrestling Coach	9	9.5	10	10.5
	2nd Asst. Football Coach (2)	% of Base	% of Base	% of Base	% of Base
	Asst. Band Director				
	Asst. Basketball Coach (Boys)				
	Asst. Basketball Coach (Girls)				
	Head Track Coach				
E	Cheerleading Coach (Boys Varsity)	7.5	8	8.5	9
	Cheerleading Coach (Girls Varsity)	% of Base	% of Base	% of Base	% of Base
	Head Academic Coach				
	Head Volleyball Coach				
	Freshman Basketball Coach (Boys)				
	Freshman Basketball Coach (Girls)				
	Freshman Football Coach				
F	Head Football Coach 7th Grade (AMS)	5	5.5	6	6.5
	Head Football Coach 8th Grade (AMS)	% of Base	% of Base	% of Base	% of Base
	Head Basketball Coach 7th Grade (Boys)				
	Head Basketball Coach 7th Grade (Girls)				
	Head Basketball Coach 8th Grade (Boys)				
	Head Basketball Coach 8th Grade (Girls)				
	J.V. Cheerleading Coach				
	Speech/Drama				
	Yearbook Sponsor (ACHS)				
	Asst. Academic Coach				
	Asst. Baseball Coach (2)				
	Asst. Softball Coach				
	Asst. Soccer Coach (Boys)				
	Asst. Soccer Coach (Girls)				

ANDERSON COUNTY
SUPPLEMENTAL SALARY SCHEDULE

Revised 11/20/2000

F	Cross Country Coach Academic Head Coach AMS Choral Director	5	5.5	6	6.5
G	Asst. Football Coach (AMS) 7th Grade Asst. Football Coach (AMS) 8th Grade Asst. Track Coach (2) Cheerleading Coach (7th Grade) Cheerleading Coach (8th Grade) Golf Coach Head Soccer Coach (AMS Boys) Head Soccer Coach (AMS Girls) Asst. Cheerleader Coach (Boys Varsity) Asst. Cheerleader Coach (Girls Varsity) Yearbook Sponsor (AMS) Tennis Coach (Boys) Tennis Coach (Girls) Assistant Wrestling Head Baseball Coach (AMS) Softball Head Coach (AMS) <i>swim(ACHS)</i>	3 % of Base	3.5 % of Base	4 % of Base	4.5 % of Base
H	Academic Head Coach (Elementary) Asst. Speech Coach Asst. Volleyball Coach (ACHS) 6th Grade Showcase(AMS) Future Problem Solving (AMS) Written Assessment (AMS)	2.5 % of Base	3 % of Base	3.5 % of Base	4 % of Base
I	Asst. Academic Coach (Elementary/AMS) Asst. Cross Country Coach Asst. Golf Coach Asst. Soccer Coach (AMS Boys) Asst. Soccer Coach (AMS Girls) Asst. Softball Coach (AMS)	2 % of Base	2.5 % of Base	3 % of Base	3.5 % of Base
J	Cluster Leaders Department Heads Team Leaders Technology Coordinators	2 % of Base	2 % of Base	2 % of Base	2 % of Base
K	Math Team Coach (AMS)	5 % of Base	5 % of Base	5 % of Base	5 % of Base
L	Athletic Director 10 % of Base + 10 Days	10 % of Base	10 % of Base	10 % of Base	10 % of Base

2005-2006 KHSAA TITLE IX ATHLETICS AUDIT

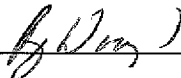
KHSAA
Form T41
Rev. 9/05

Checklist - Overall Interscholastic Athletics Program

DIRECTIONS:

For the Areas of Compliance (Opportunities and Benefits) listed on the left hand side of the page, place a checkmark under the appropriate column identifying whether your school provided an advantage to the Girls' Program, or to the Boys' Program or to Neither Program.

Areas of Compliance:	ADVANTAGE TO:		
	GIRLS' PROGRAM	BOYS' PROGRAM	NEITHER PROGRAM
OPPORTUNITIES			
Accommodation of Interest and Abilities			X
BENEFITS			
Equipment and Supplies			X
Scheduling of Games and Practice Time			X
Travel and Per Diem Allowances			X
Coaching			X
Locker Rooms, Practice and Competitive Facilities		X	
Medical and Training Facilities and Services			X
Publicity			X
Support Services			X
Athletic Scholarships			X
Tutoring			X
Housing and Dining Facilities and Services			X
Recruitment of Student Athletes			X

Principal's Signature:  Date: 4/14/06

CORRECTIVE ACTION PLAN

DIRECTIONS:

1. For Column 1, indicate the intended area which needs corrective action in order to achieve gender equity. For Column 2, write the suggested change or activities that will correct the area in need of alteration. For Column 3, include the estimated completion date for the changes or activities.
2. It is possible to attain compliance with Title IX and no longer need "corrective" action. However, the KHSAA strongly encourages compliant schools to identify items for improvement (Column 1), activities to accomplish the improvement (Column 2) and a timetable for completion (Column 3) that will strengthen the athletic program.
3. You may copy this form as needed. Please attach corrective action plans along with audit forms and submit by April 15, 2006.

COLUMN 1 ITEM FOR CORRECTION/ IMPROVEMENT	COLUMN 2 SUGGESTED CHANGE/ ACTIVITIES	COLUMN 3 TIME TABLE FOR CORRECTIVE ACTION/ COMPLETION
The girls' basketball locker room is in better condition but the boys' basketball locker room is larger.	They gym renovation is now in progress. The new girls' basketball locker room will be equitable with the boys locker room.	Will be completed by Oct. 15, 2006.
Last year, Baseball improved a dilapidated old section of the old football field house and they are now using that as their field house. The softball team also needs a field house.	Build the Girls Softball Team a brand new field house that will be comparable in size with Baseball field house	Plans for the building have been created and sent to the Superintendent for review. The plan will be proposed to the Board of Education in 2006-2007.

B. W. J.

4/14/06

Date:

Principal's Signature:



2005-2006 INTERSCHOLASTIC
ATHLETICS SURVEY
Summary of Student Responses

KHSAA
Form T63
Rev. 9/05

School Name: Anderson County High School
School Enrollment: 1126 (SHOULD AGREE WITH FORM T-1)
Date: 3/20/06
Completed By: Ronnie Fields

Instructions:

1. Summarize the Student Athletics Interest Surveys Form T-61 by listing the total number of responses on the line next to each sport.
2. Under the Other Category please provide a listing of the sports as well as the number of students who are interested in participating.
3. Please sign and date this Summary Form (T-63) and mail this Summary Form only to the KHSAA by April 15, 2006. Do not mail the student surveys (Form T-61). However, these Forms should be maintained in your files in the event they are requested subsequently.

1411 Number of Surveys
1154 Total Returned (*A minimum of 80% return is expected*)
8-12 Grades Surveyed (*Should be grades 9-11 and 8th grade if school has a feeder system*)

How Was The Survey Administered? Given during advisor/advisee
(e.g. was it given in all English classes, or all home rooms, or advisee/advisor?)

KHSAA Sanctioned Fall Sports (*List Total Number of Participation Responses*)

8 Cross Country (Girls)
7 Cross Country (Boys)
111 Football (Boys)
21 Golf (Girls)
36 Golf (Boys)
37 Soccer (Girls)
19 Soccer (Boys)
76 Volleyball (Girls)

Winter Sport (*List Total Number of Participation Responses*)

<u>38</u>	Basketball (Girls)
<u>88</u>	Basketball (Boys)
<u>10</u>	Indoor Track (Girls)
<u>8</u>	Indoor Track (Boys)
<u>15</u>	Swimming & Diving (Girls)
<u>12</u>	Swimming & Diving (Boys)
<u>42</u>	Wrestling (Boys)

Spring Sport (*List Total Number of Participation Responses*)

<u>84</u>	Baseball (Boys)
<u>48</u>	Fast Pitch Softball (Girls)
<u>42</u>	Slow Pitch Softball (Girls)
<u>50</u>	Tennis (Girls)
<u>18</u>	Tennis (Boys)
<u>34</u>	Track (Girls)
<u>26</u>	Track (Boys)

Non-KHSAA Sanctioned Sports (*From Student Survey T-61 Question 10*)

<u>33</u>	Archery
<u>13</u>	Field Hockey
<u>2</u>	Bowling
<u>0</u>	Boys' Gymnastics
<u>1</u>	Girls' Gymnastics
<u>0</u>	Ice Hockey
<u>5</u>	Boys' Lacrosse
<u>5</u>	Girls' Lacrosse
<u>0</u>	Rifle
<u>1</u>	Rodeo
<u>0</u>	Boys' Volleyball
<u>0</u>	Water Polo
<u>0</u>	Weightlifting

Number of Students who participate in Intramural Sports

(*From Student Survey T-61 Question 5*)

<u>Sport</u>	<u>Number</u>
None listed	

List Intramural Sports students are interested in adding:

(From Student Survey T-61 Question 6)

<u>Sport</u>	<u>Number</u>
Indoor Soccer	10
Indoor Track	27

Participation in Non-School Sports Activities

(From Student Survey T-61 Question 7)

<u>Sport</u>	<u>Number</u>
Cheerleading	9

Reasons for not participating in interscholastic athletics

(From Survey Question 8)

- 74 I prefer other activities such as band, chorus, etc.
- 144 I don't have time
- 46 The practice schedules and game times are inconvenient
- 43 The sport I like isn't offered
- 33 It's too expensive
- 31 I prefer to participate in club or intramural sports
- 68 Working
- 76 Other:

Student Suggestions to encourage participation

Advertise sports better.


Bring in other sports like archery

Get the cost of playing sports down.

Being told by athletes who already play the sport that you should play

Get the cost of playing sports down.

Principal's Signature



4/19/06
Date



Kentucky High School Athletic Association

KHSAA TITLE IX RE-VISIT PARTICIPATION OPPORTUNITIES - SUMMARY CHART 2005-2006 SCHOOL YEAR

KHSAA
Form 170
Rev. 8/05

		ATHLETIC PARTICIPATION OPPORTUNITIES			
		TEST I (Proportionality)	TEST II (History)	TEST III (Interest)	TEST IV (Interest)
SCHOOL	SCHOOL YEAR:	COLUMN 1 PERCENTAGE OF TOTAL ENROLLMENT BY GENDER	COLUMN 2 PERCENTAGE OF TOTAL PARTICIPATION BY GENDER	COLUMN 3 PERCENT OF TOTAL PARTICIPATION BY GENDER ADDED IN THE PAST 5 YEARS	COLUMN 4 BASED ON RESPONSES TO THE INTERSCHOLASTIC SURVEY, WAS THERE SUFFICIENT INTEREST TO FORM A VIABLE INTERSCHOLASTIC TEAM NOT ALREADY PROVIDED? (Yes/No) IF YES, IDENTIFY THE SPORT(S)
Anderson County High School	2002-2003	48.5	44.3	29.8	Swim
	2003-2004	50	40.4	36.88	Swim
	2004-2005	50.3	43.1	12.4	N/A
	SCHOOL YEAR:				
	2002-2003	51.5	55.7	18	Swim
	2003-2004	50	59.6	5.7	Swim
	2004-2005	49.7	56.9	2.2	N/A

Principal's Signature _____

DIRECTIONS FOR COMPLETING EACH COLUMN ARE ENUMERATED ON PAGES 4 & 5



KHSAA TITLE IX RE-VISIT BENEFITS – SUMMARY CHART 1 2005-2006 SCHOOL YEAR

School Anderson County High School

		SCHEDULING				COACHING				SUPPORT SERVICES			
		COLUMN 1 NUMBER OF SCHEDULED REGULAR SEASON VARSITY CONTESTS	COLUMN 2 NUMBER OF HOME "PRIME DATE" CONTESTS (either Friday, Saturday or Sunday)	COLUMN 3 EXPENDITURES FOR ALL COACHES' SALARIES*	COLUMN 4 IS THE HEAD COACH EMPLOYED FULL-TIME ON-CAMPUS? (Y/N)	COLUMN 5 EXPENDITURES FOR EQUIPMENT AND SUPPLIES*	COLUMN 6 EXPENDITURES FOR ANNUAL DUES AND FEES*	COLUMN 7 EXPENDITURES FOR PROMOTIONS/ RECOGNITION* (PUBLICITY, AWARDS, BANQUETS, ETC.)	COLUMN 8 EXPENDITURES FOR TRAVEL & PER DIEM*				
		2004-2005	2005-2006	2004-2005	2005-2006	2004-2005	2004-2005	2004-2005	2004-2005				
G basketball		26	3	18800	Y	4200	200	500	3,800				
B basketball		24	4	20300	Y	3600	400	1000	4,000				
G softball		24		6700	Y	5600	200	800	10,500				
B baseball		29		9700	Y	2200	200	500	6,700				
G cross country		10		2000	Y	800	0	600	Paid Brd of Ed.				
B cross country		10		2000	Y	700	0	600	Paid Brd of Ed.				
G golf		9		1000	Y	1800	1200	400	Paid Brd of Ed.				
B golf		9		2400	Y	2100	1200	300	Paid Brd of Ed.				
G soccer		22		5300	N	5300	300	700	Paid Brd of Ed.				
B soccer		21		6600	N	4200	300	800	Paid Brd of Ed.				

* - Round off Expenditures to the nearest one hundred dollars



Kentucky High School Athletic Association

KHSAA TITLE IX RE-VISIT BENEFITS – SUMMARY CHART 2 2005-2006 SCHOOL YEAR

KHSAA
Form T72
Rev. 8/05

School Anderson County High School

		BENEFITS										
		SCHEDULING				COACHING				SUPPORT SERVICES		
	COLUMN 1 NUMBER OF SCHEDULED REGULAR SEASON VARSITY CONTESTS	COLUMN 2 NUMBER OF HOME "PRIME DATE" CONTESTS (either Friday, Saturday or Sunday)		COLUMN 3 EXPENDITURES FOR ALL COACHES' SALARIES*	COLUMN 4 IS THE HEAD COACH EMPLOYED FULL-TIME ON-CAMPUS? (Y/N)	COLUMN 5 EXPENDITURES FOR EQUIPMENT AND SUPPLIES*	COLUMN 6 EXPENDITURES FOR ANNUAL DUES AND FEES*	COLUMN 7 EXPENDITURES FOR PROMOTIONS/ RECOGNITION* (PUBLICITY, AWARDS, BANQUETS, ETC.)	COLUMN 8 EXPENDITURES FOR TRAVEL & PER DIEM*			
		2004-2005	2005-2006							2004-2005	2004-2005	2004-2005
G swimming	10	16		500	Y	1400	3500	300	2004-2005	2004-2005	2004-2005	Paid Brd of Ed.
B swimming	10	16		500	Y	800	3500	200				Paid Brd of Ed.
G track	9	13		2300	Y	1000	100	300				Paid Brd of Ed.
B track	9	13		2300	Y	1000	100	300				Paid Brd of Ed.
G tennis	20	19		1000	Y	1300	0	300				Paid Brd of Ed.
B tennis	20	20		1300	Y	1000	0	300				Paid Brd of Ed.
G volleyball	14	20		3300	Y	4400	100	300				Paid Brd of Ed.
B wrestling	18	17		4800	Y	1900	100	300				Paid Brd of Ed.
G (list sport)												Paid Brd of Ed.
B football	10	10		34000	Y	12200	300	900				Paid Brd of Ed.

* - Round off Expenditures to the nearest one hundred dollars



**KHSAA TITLE IX RE-VISIT
BENEFITS – PUBLICITY
2005-2006 SCHOOL YEAR**

KHSAA
Form T73
Rev. 8/05

School Anderson County High School

SUPPORT GROUPS

DIRECTIONS – Please respond to the following questions or statements regarding your cheerleading squad(s) and other support groups. Add pages if more space is needed to answer any of the questions/statements. Please type or write legibly in ink.

1. How many cheerleading squad(s) will your school have for the 2005-2006 school year?
2
2. What is (are) the name(s) of each squad? For example, the following are typical names: generals, or black and gold, or boys' varsity and girls' varsity, or varsity and junior varsity.
Red Varsity and Blue Varsity
3. Describe, in detail, the selection process for each named squad.

Red Varsity -Those who are interested will complete a try out process involving daily scores and a final cut day. Requirements include gymnastics, motions, voice, cheer, and other cheerleading skills.

Blue Varsity -

4. How is each cheerleading squad assigned to home and away athletic contests? Include football as well as boys' and girls' basketball (and any other sport) at the varsity and junior varsity levels. Include any rotation plans or alternating game assignments that your squads follow.

The Red and Blue squads divide the games equally for each sport. We are only cheering home games. The squads rotate who will celebrate the senior night with the boys basketball and girls basketball teams.

5. Name any squad(s) that takes part in competitive cheerleading events.
Red and Blue Varsity Cheer Squads.

6. Do you have any other school groups such as pep band, dance teams or mascots that perform at athletic contests (Y/N)? If yes, name them and describe how they are assigned.
The Band performs at both girls and boys games but there is not a plan in place to make sure that is done equally. The dance team performs at both boys and girls games but there is not a plan to make sure that is done equally.



**KHSAA TITLE IX RE-VISIT
CORRECTIVE ACTION – SUMMARY CHART
2005-2006 SCHOOL YEAR**

KHSAA
Form 174
Rev. 8/05

School _____

SCHOOL YEAR	COLUMN 1 ITEMS FOR CORRECTION IDENTIFIED BY THE SCHOOL ON APRIL 15TH ANNUAL REPORT	COLUMN 2 STEPS TAKEN TO IMPLEMENT CORRECTIVE ACTION	COLUMN 3 DATE OF COMPLETED CORRECTIVE ACTION
1999-2000	1. Prime Time Scheduling for Girls Basketball 2. One million dollar renovation of soccer, track, softball and baseball facilities 3. long range plan to build spring sports field house	1. 2 Prime Time Games scheduled for girls 2. New lights for softball, baseball, track, and soccer. 3. replace old outdated field house	1. 2001 2. June 2002 3. Baseball fixed up the old field house in 2004-2005 and a new softball field house is being planned and bids received 2005-2006
2000-2001	1. Prime Time Scheduling for Girls Basketball	1. 3 double header games were added from 1998-2001	2001

Principal's Signature _____ *B. Wong*

DIRECTIONS FOR COMPLETING EACH COLUMN ARE ENUMERATED ON PAGE 14



**KHSAA TITLE IX RE-VISIT
CORRECTIVE ACTION – SUMMARY CHART
2005-2006 SCHOOL YEAR**

KHSAA
Form T74
Rev. 8/05

School _____

SCHOOL YEAR	COLUMN 1 ITEMS FOR CORRECTION IDENTIFIED BY THE SCHOOL ON APRIL 15 TH ANNUAL REPORT	COLUMN 2 STEPS TAKEN TO IMPLEMENT CORRECTIVE ACTION	COLUMN 3 DATE OF COMPLETED CORRECTIVE ACTION
2001-2002	1. Prime Time Scheduling of Girls Basketball 2. Additional Coach Baseball 3. Boys Basketball Calendar	1. Added a fourth boys/girls double header 2. Baseball added freshman team and needs coach 3. Split money from the calendar/have both teams represented	1. 2001 2. 2002 3. 2002-2003
2002-2003	1. Girls Softball needs a press box 2. Start boys and girls swim team 3. Boys basketball playing on more prime time nights	1. Build a press box for softball 2. Start a boys and girls swim team 3. Schedule more equitable number of prime time games	1. Summer 2003 2. 2003-2004 school year 3. 2004-2005 season

Principal's Signature _____ *[Signature]*

DIRECTIONS FOR COMPLETING EACH COLUMN ARE ENUMERATED ON PAGE 14



Kentucky High School Athletics Association

KHSAA TITLE IX RE-VISIT CORRECTIVE ACTION - SUMMARY CHART 2005-2006 SCHOOL YEAR

KHSAA
Form T74
Rev. 8/05

School _____

SCHOOL YEAR	COLUMN 1 ITEMS FOR CORRECTION IDENTIFIED BY THE SCHOOL ON APRIL 15 TH ANNUAL REPORT	COLUMN 2 STEPS TAKEN TO IMPLEMENT CORRECTIVE ACTION	COLUMN 3 DATE OF COMPLETED CORRECTIVE ACTION
2003-2004	1. Prime Time Boys/Girls Basketball Scheduling 2. Sign up sheet for weight room and batting cage 3. Girls Basketball Locker Room	1. Schedule more equitable number of prime time games 2. Have sign up sheets for weight room and batting cage 3. Give the girls basketball a larger locker room	1. 2004-2005 school year 2. Spring 2004 3. Projected to be complete in October 2006
2004-2005	1. Girls Softball Uniforms and Girls Basketball uniforms. 2. Girls Basketball Locker Room 3. Girls Golf Bags 4. Softball Field House	1. Buy new Softball and Girls Basketball uniforms. 2. Give the girls basketball a larger locker room 3. Buy Girls Golf Bags 4. Build a Girls Softball Field House	1. Spring 2005 2. October 2006 3. Spring 2005 4. Plans presented to Superintendent and bids received in Spring 2006.

Principal's Signature _____ *[Signature]*

DIRECTIONS FOR COMPLETING EACH COLUMN ARE ENUMERATED ON PAGE 14



**KHSAA TITLE IX RE-VISIT
VERIFICATION OF FORMS
2005-2006 SCHOOL YEAR**

The

Anderson County High School
High School

Lawrenceburg
City

, Kentucky

certifies to the KHSAA that the following is an accurate and true representation of the facts surrounding compliance with 20 V.S.C. Sections 1681-1688, it. Seq. (also known as Title IX).

The following persons are to be identified:

School District Title IX Coordinator:

Name	Margo Whisman
Professional Title	Director of Pupil Personnel
Phone Number	(502) 839-3406
Address	103 N. Main Street Lawrenceburg, Kentucky

School Title IX Coordinator:

Name	Ronnie Fields
Professional Title	Associate Principal/Athletic Director
Phone Number	(502) 839-5118
Address	1 Bearcat Drive Lawrenceburg, Kentucky

The following signatures verify the authenticity of the documents included:

	SIGNATURE	DATE
Principal		4/14/06
School Title IX Coordinator		4-11-06
Superintendent		4-11-06
District Title IX Coordinator		4/11/06
School Board Chairperson		4/11/06

Gender Equity Review Committee Members:

MEMBER NAME	TITLE	SIGNATURE	DATE	(✓)*
Margo Whisman	Director of Pupil Personnel	<i>Margo Whisman</i>	4/11/06	✓
Larry Basham	Assistant Superintendent	<i>Larry Basham</i>	4/11/06	✓
Ray Woodyard	Principal	<i>Ray Woodyard</i>	4/14/06	✓
Ronnie Fields	Associate Principal/Athletic Director	<i>Ronnie Fields</i>	4/10/06	✓
Kathy Wright	Associate Principal	<i>Kathy Wright</i>	4/10/06	✓
Andi Ferguson	Assistant Volleyball/ Assistant Track Coach	<i>Andi Ferguson</i>	4/10/06	✓
Daniel Drury	Student	<i>Daniel Drury</i>	4/10/06	✓
Katie Richardson	Student	<i>Katie Richardson</i>	4/13/06	✓

* - Please check (✓) if Committee member has reviewed this final submission.