



Kentucky High School Athletic Association

2280 Executive Drive ° Lexington, KY 40505 ° www.khsaa.org ° (859)299-5472 (859)293-5999 (fax)

MEMORANDUM

To: Superintendent, Principal, and Athletic Director
Ballard High School

From: Brigid L. DeVries, Commissioner
Larry Boucher, Assistant Commissioner *LB*


Date: July 27, 2006

Subject: 2005-2006 Title IX Annual Report Forms Submission

Enclosed please find a copy of Form T-65, the 2005-2006 KHSAA Title IX Annual Report Submission Status Report. In addition, you may find an attachment with corrected copies of the forms submitted by your school personnel. Please review this information so the forms can be completed accurately in the future.

Also, KHSAA Audit Team Members may have requested resubmission of some of the 2005-2006 Annual Report Forms or need additional information on your athletic programs. Please submit this information by the date requested if this is applicable. Copies and all KHSAA Title IX documents must be kept current and included in your permanent Title IX File at the school. All documents are subject to Open Records Requests.

Should you need any further information, please do not hesitate to call anytime.



**KHSAA TITLE IX
ANNUAL REPORT SUBMISSION
STATUS REPORT
2005-2006**

*KHSAA Form T65
Revised 8/05*

TO: KHSAA Member School Superintendents, Principals, and Athletic Directors

FROM: Brigid L. DeVries, Commissioner
Larry Boucher, Assistant Commissioner

DATE: 7/26/2006

School	Ballard High	Reviewed by	Reba Woodall
--------	--------------	-------------	--------------



The following is a status report regarding the required 2005 - 2006 Title IX Annual Report submission of forms due into the KHSAA office by April 15, 2006. Appropriate KHSAA Audit Team personnel have reviewed these forms and the following is a summary of this review.

I. Checklist of Forms properly submitted in a satisfactory manner:

X	GE 19 (Annual Verification)	X	T-35 (Budget Expenses)
X	T-1 (Summary Program Chart 1)	X	T-36 (Budget Expenses)
X	T-2 (Summary Program Chart 2)	X	T-41 (Checklist – Overall Interscholastic Program)
X	T-3 (Summary Program Chart 3)	X	T-60 (Corrective Action Plan)
X	T-4 (Summary Program Chart 4)	X	T-63 (Interscholastic Survey Results)

II. Status

A.	X	2005 – 2006 Forms are satisfactory and no further information or action is necessary at this time.
B.		Errors have been noted with respect to the following forms:
C.		The following forms were omitted and must be submitted by school representatives:
D.	X	Other Recommendation and Comments: Thank you very much for all your hard work.





Kentucky High School Athletic Association

KENTUCKY HIGH SCHOOL ATHLETIC ASSOCIATION

TITLE IX

MEMBER SCHOOLS 2005-2006 ANNUAL REPORT FORMS

Submit to KHSAA
By April 15, 2006





**2005-2006 KENTUCKY HIGH SCHOOL ATHLETIC ASSOCIATION
ANNUAL VERIFICATION OF TITLE IX PROCEDURES**
(To be submitted by April 15, 2006 along with other required forms)

KHSAA
Form GE19
Rev. 9/05

The BALDWIN High School, LOUISVILLE, Kentucky
(Name of High School) (City)

certifies to the Kentucky High School Athletic Association that the following is an accurate and true representation of the facts surrounding compliance with 20 U.S.C. Sections 1681-1688, et. Seq. (also known as Title IX)

I certify the following provisions in accordance with records at the school contained in the permanent Title IX file, and to the best of my knowledge have completed the following tasks (All boxes must be checked).

Established a gender equity committee at the high school. (list committee personnel and provide attachment if necessary)

Name	Address	Phone	Title
CHARS Kinney	6000 Brownsboro Rd.	485-8610	AID
Dr. Jim Jurg	"	" 485-8206	Principal
ALAN JONES	"	" 648-7496	Softball Coach
GARY CARVIN	6000 Brownsboro Rd	485-8612	Football Coach
JULIA WAY	2612 Hedge Path Tr.	40245 243-8074	STUDENT
GAUREN PHILIPS	6303 Ochs Rios Ct.	40228 239-5252	STUDENT
JAZZ JONES	2510 Ballantray Ct	40242 423-9069	STUDENT
RANDY BLOCH	6609 Harwood View Ct.	40059 228-8644	PARENT

Scheduled a minimum of three meetings during the 2005-2006 school year on the following dates:

Sept 12, 2005
DEC. 5, 2005
MARCH 20th, 2006

Designated the following person(s) as the Title IX coordinator for the school:

CHARS Kinney Athletic Director 6000 Brownsboro Rd. Lou, Ky 48222
Name Title Address Phone

Designated the following person(s) as the Title IX coordinator for the district:

Cheryl Walker Director of Compliance 3332 Newburg Rd 485-3341
Name Title Address Phone

School personnel are continuing to make periodic reviews of the boys' and girls' athletics program reflected in the Corrective Action Plan.

In addition to the above information, the above referenced school maintains a complete permanent file relative to Title IX records including copies of the self-assessment audit, all corrective action plans, and other related materials.

[Signature] FEB 20th 2006
Principal's Signature Date

[Signature] [Signature]
Superintendent's Signature School Board Chairpersons' Signature

(Send original copy to KHSAA - Maintain duplicate in Title IX school folder)

STUDENT: JOHANNES HAMILTON 902 LOUSALL LN. LOUIS KY 40228
244-7388

PARENT: PAM BRAKMEIER 10404 STONE SCHOOL RD. PEPPER, KY 40058
485-6093

2005-2006
ACCOMMODATION OF INTERESTS AND ABILITIES
SUMMARY PROGRAM CHART 1

KHSAA
 Form T1
 Rev. 9/05

Participation Opportunities Test One

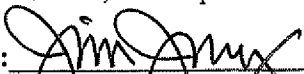
		(Column 1)	(Column 2)	(Column 3)	(Column 4)
	Program	Enrollment	Percentage of Total Enrollment	Number of Interscholastic Participants (double and triple count)	Percentage of Total Participation
Row 1	GIRLS	814	52%	293	46%
Row 2	BOYS	766	48%	339	54%
Row 3	Totals	1580	100%	632	100%

Instructions:

*Number of 8th grade students & below used in Column 3 and Column 4 calculations if applicable: 26

- Determine the total number of girls enrolled, (place in Row 1, Column 1). Determine the total number of boys enrolled, (place in Row 2, Column 1).
- Add the total number of girls and boys enrolled to determine total enrollment, (place in Row 3, Column 1).
- Calculate the percentage of total enrollment that is female. (Divide Row 1, Column 1 by row 3, Column 1 and place in Row 1, Column 2.) Calculate the percentage of total enrollment that is male. (Divide Row 2, Column 1 by Row 3, Column 1 and place in Row 2, Column 2.) Note: Row 1, Column 2 plus Row 2, Column 2 should total 100%.
- Ask the head coaches to review the most updated eligibility or squad lists for their teams. Ask coaches to confirm the names of those individuals who are on the team as of the first **date of competition**, and cross out the names of those who were cut from the team or quit the team prior to the first competitive event. Determine the total number of interscholastic athletics participants that are girls, (and place in Row 1, Column 3). In order to determine the total number of athletics participants, an individual should be counted each time he or she participates on a team. For example, if Jane Doe competes on the varsity volleyball team, the junior varsity volleyball team, the junior varsity basketball team, and the varsity softball team, she should be counted as four participants (**do not include club or intramural sports participants, cheerleaders, dance teams, or pom squads**). Calculate the same way for boys and girls. * In addition, should 8th grade students and below play on a Freshman, Junior Varsity, or Varsity team, they should also be counted for each team and sport on which they participate. If applicable, please asterisk the above notation as to how many 8th grade students & below are included in the totals. Using the same procedure, determine the total number of interscholastic athletic participants that are boys, (and place in Row 2, Column 3). Add Row 1, Column 3 plus Row 2, Column 3 to get total participants and place in Row 3, Column 3.
- Calculate the percentage of female participation. (Row 1, Column 3 divided by Row 3, Column 3 and place in Row 1, Column 4.) Calculate the percentage of male participation. (Row 2, Column 3 divided by Row 3, Column 3 and place in Row 2, Column 4.) Note: Row 1, Column 4 plus Row 2, Column 4 should total 100%.

Note: While being within three percent is not a formal compliance standard; if the percent listed in Row 1, Column 4 is within 3% of Row 1, Column 2, then it provides a good target within which compliance is likely.

Principal's Signature:  Date: 4/12/06

2005-2006
ACCOMMODATION OF INTERESTS AND ABILITIES
SUMMARY PROGRAM CHART 2

KHSAA
 Form T2
 Rev. 9/05

Participation Opportunities Test Two

		Column 1	Column 2	Column 3	Column 4	Column 5
Program		Number of Teams Currently Offered	Number of Participants	Number of Teams Added Since the beginning of the 2001-2002 School Year	Number of Participants Added Since the beginning of the 2001-2002 School Year	Percent of Total Participation By Sex Added Since the beginning of the 2001-2002 School Year
GIRLS	Row 1	varsity:	13	178	Ø	Ø
	Row 2	j.v.:	5	53	Ø	Ø
	Row 3	frosh:	3	62	1	23
	Row 4	total:	21	293	1	23
BOYS	Row 5	varsity:	11	196	Ø	Ø
	Row 6	j.v.:	4	77	Ø	Ø
	Row 7	frosh:	3	66	Ø	Ø
	Row 8	total:	18	339	Ø	Ø

- 1) For Column 1, list the number of interscholastic teams offered for girls and boys at each competitive level (varsity, junior varsity, and freshman). For girls, total each of the entries in Rows 1, 2, and 3 into Row 4. For boys, total Rows 5, 6, and 7 into Row 8.
- 2) For Column 2, list the number of participants at each level. For girls, total each of the entries in Rows 1, 2, and 3 into Row 4. For boys, total Rows 5, 6, and 7 into Row 8. **Note:** The totals in Row 4 for girls and in Row 8 for boys must be the same as the totals in Form T-1, Column 3, Rows 1 and 2 respectively.
- 3) For Column 3, list the number of interscholastic teams that have been added in the last five years at each competitive level. Count each team added during the 5 year period only one time. e.g. Girl's junior varsity soccer was added 3 years ago, count the team only once, not 3 times. For girls, total the entries in Rows 1, 2, and 3 into Row 4. For boys, total Rows 5, 6, and 7 into Row 8.
- 4) For Column 4, list the number of participants that are currently on each level of the teams that were added in the last five years. If a team was added previously but no longer exists, there are no current participants to be added for that team. For girls, total the entries in Rows 1, 2, and 3 into Row 4. For boys, total Rows 5, 6, and 7 into Row 8.
- 5) For Column 5, calculate the percentage of participants that have been added in the last five years. For girls, take the number in Column 4, Row 4 and divide by the number in Column 2, Row 4. For boys, take the number in Column 4, Row 8 and divide it by the number in Column 2, Row 8.

Note: If the percentage of current participants added in the last five years is 25% or greater, compliance with test two may be possible. If less than 25%, then compliance with test three should be analyzed. **CAUTION:** 25% is not a formal compliance standard.

Principal's Signature: Jim Jany Date: 4/12/06

2005-2006
ACCOMODATION OF INTERESTS AND ABILITIES
SUMMARY PROGRAM CHART 4

Levels of Competition Test One

		Column 1	Column 2	Column 3
Girls	Team Levels	Number of Teams Currently Offered	Number of Participants	Percentage of Participants at Each Level
Row 1	varsity:	13	178	61%
Row 2	j.v.:	5	53	18%
Row 3	frosh:	3	62	21%
Row 4	total:		293	100%
Boys				
Row 5	varsity:	11	196	58%
Row 6	j.v.:	4	77	23%
Row 7	frosh:	3	66	19%
Row 8	total:		339	100%

- Column 1, list the number of interscholastic teams offered for girls and boys at each competitive level; varsity, junior varsity, and freshman. (Refer to Form T-2, Accommodation of Interests and Abilities, Summary Program Chart 2, Column 1.)
- For Column 2, list the number of participants at each level. For girls, total the entries in Rows 1, 2, and 3 into Row 4. For boys, total the entries in Rows 5, 6, and 7 into Row 8. (Refer to Form T-2, Accommodation of Interests and Abilities, Summary Program Chart 2, Column 2.)
- For Column 3, calculate the percentage of female and male participants at each level.
For girls' varsity, junior varsity, and frosh, respectively:
 - Divide Column 2, Row 1 by Column 2, Row 4, and place the percentage in Column 3, Row 1.
 - Divide Column 2, Row 2 by Column 2, Row 4, and place the percentage in Column 3, Row 2.
 - Divide Column 2, Row 3 by Column 2, Row 4, and place the percentage in Column 3, Row 3.
 -
 For boys' varsity, junior varsity, and frosh, respectively:
 - Divide Column 2, Row 5 by Column 2, Row 8, and place the percentage in Column 3, Row 5.
 - Divide Column 2, Row 6 by Column 2, Row 8, and place the percentage in Column 3, Row 6.
 - Divide Column 2, Row 7 by Column 2, Row 8, and place the percentage in Column 3, Row 7.

Principal's Signature: _____

Date: _____

ACTUAL EXPENDITURES - PROGRAM COMPARISON CHART 1
TO INCLUDE BOOSTER CLUB FUNDING

	equipment and supplies		travel		awards		coaches' salaries (to include supplemental and extended employment; dollar amount needed)		facilities improvements		publications (if sport-specific)	
	School	Booster	School	Booster	School	Booster	School	Booster	School	Booster	School	Booster
G basketball	1500	1500	1280	0	250	200	SCPS	600	0	0	0	0
B basketball	1500	13,000	1850	350	225	200	SCHEDULE	600	1785.00	0	1000	0
G softball	500	8,000	1600	4500	150	800	BOARD	0	50,000	0	0	0
B baseball	500	1500	0	5,000	200	500	SCHEDULE	0	2,000	0	0	0
G cross country	750	0	600	0	75	0		0	0	0	0	0
B cross country	750	0	600	0	75	0		0	0	0	0	0
G golf	500	0	0	0	25	0		0	0	0	0	0
B golf	500	0	0	0	50	0		0	0	0	0	0
G soccer	2500	1000	600	275	100	200		2500	2500	0	500	0
B soccer	2500	500	800	645	100	250		2500	2500	0	500	0
G swimming	750	500	960	0	150	0		0	0	0	0	0
B swimming	750	500	360	0	150	0		0	0	0	0	0

5330
20,510
65,550
4,100
1,425
1,425
525
550
10,175
10,295
1,760
1,760

1. Total expenditures on T-35 and T-36 on the 2005-2006 year report due by April 15, 2006, should reflect the total monies spent (rounded off to nearest hundred) for the entire school year of 2004-2005 ending June 30, 2005.
2. Booster Club Funding/Contributions must be included in the expenditures total.

Principal's Signature: Jim Swy
Copyright 1999, Good Sports, Inc., Title IX and Gender Equity Specialists. All rights reserved.

Date: 4/12/06

**2005-2006
ACTUAL EXPENDITURES - PROGRAM COMPARISON CHART 2
TO INCLUDE BOOSTER CLUB FUNDING**

	equipment and supplies		travel		awards		coaches' salaries (to include supplemental and extended employment; dollar amount needed)		facilities improvements		publications (if sport-specific)	
	School	Booster	School	Booster	School	Booster	School	Booster	School	Booster	School	Booster
G track	500	0	400	1000	150	0	500	0	0	0	0	0
B track	500	0	400	0	100	0	500	0	0	0	0	0
G tennis	500	0	0	0	50	0	2500	5000	0	0	0	0
B tennis	500	0	0	0	50	0	2500	5000	0	0	0	0
G volleyball	1250	1000	350	0	100	500	0	0	0	0	0	0
B wrestling	1250	1250	0	0	100	200	0	0	0	0	0	0
G (list sport) <i>Hockey</i>	1500	2000	800	0	250	500	0	0	0	0	0	0
B football	8500	3500	4500	0	250	500	0	0	0	0	1000	0
G (list sport) <i>Baseball</i>	500	1250	0	2300	50	250	0	0	0	0	0	0
G (list sport) <i>Dance Team</i>	500	1000	0	0	50	200	0	0	0	0	0	0

1. Total expenditures on T-35 and T-36 on the 2005-2006 year report due by April 15, 2006, should reflect the total monies spent (rounded off to nearest hundred) for the entire school year of 2004-2005 ending June 30, 2005.

2. Booster Club Funding/Contributions must be included in the expenditures total.
Indicate percentage of total expenditures for each gender:

Gender	Expenditures	Percentage
Boys	\$ 75,600	41%
Girls	\$ 110,200	59%
Total:	\$ 185,800	100%

Principal's Signature: [Signature] Date: 4/12/06

174,655 WOLF, C, D
99,065 G 75,590
8338

EXTRA SERVICE PAY SCHEDULE 2005-06

ATHLETIC AND RELATED ACTIVITIES IN SENIOR HIGH SCHOOLS

TITLE		STEP 0	STEP 1	STEP 2	STEP 3	STEP 4
Athletic Director		4186	4840	5494	6148	6802
Head Football		3488	4034	4578	5124	5669
Head Basketball (1)		3488	4034	4578	5124	5669
Asst. Football		2093	2420	2747	3074	3401
JV Basketball (1)		2093	2420	2747	3074	3401
Track <i>AAA Reg 3-(1)</i>		2093	2420	2747	3074	3401
Baseball		2093	2420	2747	3074	3401
Softball		2093	2420	2747	3074	3401
Wrestling		2093	2420	2747	3074	3401
Volleyball		2093	2420	2747	3074	3401
Cheerleaders		2093	2420	2747	3074	3401
JROTC Rifle Team		2093	2420	2747	3074	3401
Sch Tech Coordinator		2093	2420	2747	3074	3401
Drill Corps		1744	2020	2289	2562	2834
Cross Country (1)		1744	2020	2289	2562	2834
Field Hockey		1744	2020	2289	2562	2834
Soccer (1)		1744	2020	2289	2562	2834
Tennis (1)		1744	2020	2289	2562	2834
JV Volleyball		1395	1613	1831	2049	2267
Golf (1)		1395	1613	1831	2049	2267
Swimming		1395	1613	1831	2049	2267
Chess Sponsor		1395	1613	1831	2049	2267
ROTC Drill Team		1395	1613	1831	2049	2267
Asst. Wrestling	26	1395	1613	1831	2049	2267
Asst. Field Hockey	JV SCH	1395	1613	1831	2049	2267
Asst. Track (1)	32	1047	1210	1373	1537	1701
Asst. Soccer (1)	JV SCH	1047	1210	1373	1537	1701
Freshman Basketball (1)		1047	1210	1373	1537	1701
Freshman Football		1047	1210	1373	1537	1701

ASSISTANT ATHLETIC DIRECTOR'S (GAME MANAGERS)

TITLE		STEP 0	STEP 1	STEP 2	STEP 3	STEP 4
Assistant Athletic Director		1700	2000	2300	2600	3000

Schools will be required to pay the listed Board approved scale. However, step progression is not mandatory.

SCHOOL FUNDED SPORT/SUPPORT POSITIONS

TITLE		STEP 0	STEP 1	STEP 2	STEP 3	STEP 4
SCHOOL FUNDED SPORT/SUPPORT		200	500	800	1100	1400

Schools will be required to pay the listed Board approved scale. However, step progression is not mandatory.

OTHER ACTIVITIES IN SENIOR HIGH SCHOOLS AND *YPAS

Title	STEP 0	STEP 1	STEP 2	STEP 3	STEP 4
Band Director	3140	3630	4120	4611	5102
Academic Competition Coordinator	2093	2420	2747	3074	3401
Asst Band Director	1395	1613	1831	2049	2267
*Choral Director	1395	1613	1831	2049	2267
Newspaper Sponsor	1395	1613	1831	2049	2267
Yearbook Sponsor	1395	1613	1831	2049	2267
*Drama Sponsor	1395	1613	1831	2049	2267
Speech and Debate	1395	1613	1831	2049	2267
*Instrumental Band Dir	1395	1613	1831	2049	2267
*Instrumental Strings Dir	1395	1613	1831	2049	2267
Orchestra (Concert) Dir	1395	1613	1831	2049	2267
Quick Recall Sponsor	1395	1613	1831	2049	2267
**JV Quick Recall Sponsor	500				
**Future Problem Solving Sponsor	318				

Band Director: Out of County Band Camp \$80.00 per day, Maximum 7 days

ATHLETIC AND RELATED ACTIVITIES IN MIDDLE SCHOOLS

TITLE	STEP 0	STEP 1	STEP 2	STEP 3	STEP 4
School Tech Coordinator	1744	2020	2289	2562	2834
Basketball (1)	1047	1210.	1373	1537	1701
Academic Competition	1047	1210.	1373	1537	1701
Cheerleaders	698	807	916	1025	1134
Drill Corps	349	403	458	512	567
Quick Recall	349	403	458	512	567
Future Problem Solving	349	403	458	512	567
Activities Sponsor	349	403	458	512	567

ACTIVITIES IN ELEMENTARY SCHOOLS

TITLE	STEP 0	STEP 1	STEP 2	STEP 3	STEP 4
School Tech Coordinator	1395	1613	1831	2049	2267

(1) Increment times 1.5 is paid to a person who coaches both teams.

■ Increment is for teams which meet approved participation levels.

■ Increment is for 100 or more members of marching band.

** Paid by the Academic Competition Department and not subject to step increases.

2005-2006 KHSAA TITLE IX ATHLETICS AUDIT
Checklist - Overall Interscholastic Athletics Program

KHSAA
Form T41
Rev. 9/05

DIRECTIONS:

For the Areas of Compliance (Opportunities and Benefits) listed on the left hand side of the page, place a checkmark under the appropriate column identifying whether your school provided an advantage to the Girls' Program, or to the Boys' Program or to Neither Program.

Areas of Compliance:	ADVANTAGE TO:		
	GIRLS' PROGRAM	BOYS' PROGRAM	NEITHER PROGRAM
OPPORTUNITIES			
Accommodation of Interest and Abilities	✓		
BENEFITS			
Equipment and Supplies			✓
Scheduling of Games and Practice Time			✓
Travel and Per Diem Allowances			✓
Coaching			✓
Locker Rooms, Practice and Competitive Facilities			✓
Medical and Training Facilities and Services			✓
Publicity			✓
Support Services			✓
Athletic Scholarships			N/A
Tutoring			✓
Housing and Dining Facilities and Services			N/A
Recruitment of Student Athletes			N/A

Principal's Signature: Jim Jung Date: 7/12/06

2005-2006
TITLE IX

CORRECTIVE ACTION PLAN

SCHOOL NAME

Baines H.S.

DIRECTIONS:

1. For Column 1, indicate the intended area which needs corrective action in order to achieve gender equity. For Column 2, write the suggested change or activities that will correct the area in need of alteration. For Column 3, include the estimated completion date for the changes or activities.
2. It is possible to attain compliance with Title IX and no longer need "corrective" action. However, the KHSAA strongly encourages compliant schools to identify items for improvement (Column 1), activities to accomplish the improvement (Column 2) and a timetable for completion (Column 3) that will strengthen the athletic program.
3. You may copy this form as needed. Please attach corrective action plans along with audit forms and submit by April 15, 2006.

COLUMN 1 ITEM FOR CORRECTION/ IMPROVEMENT	COLUMN 2 SUGGESTED CHANGE/ ACTIVITIES	COLUMN 3 TIME TABLE FOR CORRECTIVE ACTION/ COMPLETION
FIELD HOCKEY / SOFTBALL RESTROOM FACILITY	BUILD RESTROOM FOR BOTH FACILITIES TO USE.	SCPS / BAINES H.S. SUMMER 2007 OR 2008

Principal's Signature: Jim Aug

Date: 4/12/06


2005-2006
ACCOMMODATION OF INTERESTS AND ABILITIES
SUMMARY PROGRAM CHART 3

Participation Opportunities Test Three

FOR ANY QUESTION ANSWERED "YES" IDENTIFY THE RESPECTIVE SPORT(S).

	GIRLS (Yes / No)		BOYS (Yes / No)
1. For a sport not currently played at the interscholastic level (varsity, junior varsity, or freshman) in your school, is there an intramural team offered for that sport?	No		No
2. For a sport <u>not</u> currently offered in your interscholastic athletics program, is there sufficient interest to form a viable interscholastic team based on participation on an intramural team or community recreation teams?	No		No
3. For a sport <u>not</u> currently offered, is there sufficient interest, based on your most recent Student Interest Survey, to form a viable interscholastic team based on student responses from the interscholastic survey? If yes, what sport?	No		No
4. For a sport currently offered at the varsity level only, is there sufficient interest, based on your most recent Student Interest Survey, to form a viable team for a junior varsity or freshman team that is not currently offered?	No		No
5. For a sport currently offered at the junior varsity or freshman level is there sufficient interest, based on your most recent Student Interest Survey, to form a varsity team not currently offered?	No		No
6. If you answered YES to question (1), (2), (3), (4), or (5), are there enough high schools in your geographic area offering the sport (at the appropriate level) to allow for the development of a reasonable schedule of competition?	No		No

Principal's Signature: _____



Date: _____

4/12/06



2005-2006 INTERSCHOLASTIC
ATHLETICS SURVEY
Summary of Student Responses

KHSAA
Form T63
Rev. 9/05

School Name: Ballard H.S.
School Enrollment: 1580 (SHOULD AGREE WITH FORM T-1)
Date: 4-11-06
Completed By: Chris R. Kinney

Instructions:

1. Summarize the Student Athletics Interest Surveys Form T-61 by listing the total number of responses on the line next to each sport.
2. Under the Other Category please provide a listing of the sports as well as the number of students who are interested in participating.
3. Please sign and date this Summary Form (T-63) and mail this Summary Form only to the KHSAA by April 15, 2006. Do not mail the student surveys (Form T-61). However, these Forms should be maintained in your files in the event they are requested subsequently.

1580 Number of Surveys
1323 Total Returned (*A minimum of 80% return is expected*) ^{94%}
9-12 Grades Surveyed (*Should be grades 9-11 and 8th grade if school has a feeder system*)

How Was The Survey Administered? English Classes
(e.g. was it given in all English classes, or all home rooms, or advisee/advisor?)

KHSAA Sanctioned Fall Sports (*List Total Number of Participation Responses*)

162 Cross Country (Girls)
208 Cross Country (Boys)
512 Football (Boys)
68 Golf (Girls)
108 Golf (Boys)
321 Soccer (Girls)
294 Soccer (Boys)
264 Volleyball (Girls)

List Intramural Sports students are interested in adding:

(From Student Survey T-61 Question 6)

<u>Sport</u>	<u>Number</u>
FLAG FOOTBALL	
WATER POLO	
RODEO	

Participation in Non-School Sports Activities

(From Student Survey T-61 Question 7)

<u>Sport</u>	<u>Number</u>
Bowling	
RIFLE	
RODEO	

Reasons for not participating in interscholastic athletics

(From Survey Question 8)

- 84 I prefer other activities such as band, chorus, etc.
- 641 I don't have time
- 248 The practice schedules and game times are inconvenient
- 21 The sport I like isn't offered
- 124 It's too expensive
- 331 I prefer to participate in club or intramural sports
- 461 Working
- 258 Other:

Student Suggestions to encourage participation

Principal's Signature

Date

Winter Sport (List Total Number of Participation Responses)

243 Basketball (Girls)
 4/2 ~~842~~ Basketball (Boys)
162 Indoor Track (Girls)
384 Indoor Track (Boys)
161 Swimming & Diving (Girls)
84 Swimming & Diving (Boys)
256 Wrestling (Boys)

Spring Sport (List Total Number of Participation Responses)

184 Baseball (Boys)
206 Fast Pitch Softball (Girls)
64 Slow Pitch Softball (Girls)
158 Tennis (Girls)
209 Tennis (Boys)
184 Track (Girls)
276 Track (Boys)

Non-KHSAA Sanctioned Sports (From Student Survey T-61 Question 10)

462 Archery
N/A Field Hockey
982 Bowling
162 Boys' Gymnastics
481 Girls' Gymnastics
N/A Ice Hockey
N/A Boys' Lacrosse
N/A Girls' Lacrosse
1252 Rifle
1026 Rodeo
422 Boys' Volleyball
742 Water Polo
641 Weightlifting

Number of Students who participate in Intramural Sports

(From Student Survey T-61 Question 5)

<u>Sport</u>	<u>Number</u>
BASKETBALL	93

2005-2006
ACCOMMODATION OF INTERESTS AND ABILITIES
SUMMARY PROGRAM CHART 1

Participation Opportunities Test One

SAMPLE FORM


		Column 1	Column 2	Column 3	Column 4
	Program	Enrollment	Percentage of Total Enrollment	Number of Interscholastic Participants (double and triple count)	Percentage of Total Participation
Row 1	GIRLS	429	52.1%	96	36.5%
Row 2	BOYS	394	47.9%	167	63.5%
Row 3	Totals	823	100%	263	100%

Instructions:

*Number of 8th grade students & below used in Column 3 and Column 4 calculations if applicable: _____

- 1) Determine the total number of girls enrolled, (place in Row 1, Column 1). Determine the total number of boys enrolled, (place in Row 2, Column 1).
- 2) Add the total number of girls and boys enrolled to determine total enrollment, (place in Row 3, Column 1).
- 3) Calculate the percentage of total enrollment that is female. (Divide Row 1, Column 1 by Row 3, Column 1 and place in Row 1, Column 2.) Calculate the percentage of total enrollment that is male. (Divide Row 2, Column 1 by Row 3, Column 1 and place in Row 2, Column 2.) Note: Row 1, Column 2 plus Row 2, Column 2 should total 100%.
- 4) Ask the head coaches to review the most updated eligibility or squad lists for their teams. Ask coaches to confirm the names of those individuals who are on the team as of the first **date of competition**, and cross out the names of those who were cut from the team or quit the team prior to the first competitive event. Determine the total number of interscholastic athletics participants that are girls, (and place in Row 1, Column 3). In order to determine the total number of athletics participants, an individual should be counted each time he or she participates on a team. For example, if Jane Doe competes on the varsity volleyball team, the junior varsity volleyball team, the junior varsity basketball team, and the varsity softball team, she should be counted as four participants (**do not include club or intramural sports participants, cheerleaders, dance teams or pom squads**). Calculate the same way for boys and girls. * In addition, should 8th grade students and below play on a Freshman, Junior Varsity, or Varsity team, they should also be counted for each team and sport on which they participate. If applicable, please asterisk the above notation as to how many 8th grade students & below are included. Using the same procedure, determine the total number of interscholastic athletic participants that are boys, (and place in Row 2, Column 3. Add Row 1, Column 3 plus Row 2, Column 3 to get total participants and place in Row 3, Column 3).
- 5) Calculate the percentage of female participation. (Row 1, Column 3 divided by Row 3, Column 3 and place in Row 1, Column 4.) Calculate the percentage of male participation. (Row 2, Column 3 divided by Row 3, Column 3 and place in Row 2, Column 4.) Note: Row 1, Column 4 plus Row 2, Column 4 should total 100%.

Note: While being within three percent is not a formal compliance standard; if the percent listed in Row 1, Column 4 is within 3% of Row 1, Column 2, then it provides a good target within which compliance is likely.

Principal's Signature:  Date: 4/12/06

BALLARD HIGH SCHOOL
ATHLETIC DEPARTMENT
6000 BROWNSBORO RD.
LOUISVILLE, KY. 40222
(502)485-8610 FAX 485-8855


facsimile transmittal

To: KHSAA Fax: (859) 293-5999
From: CHAS KINNOY Date: MAY 10th
Re: BALLARD TITLE IX Pages: 2
CC:

- Urgent For Review Please Comment Please Reply Please Recycle

TITLE IX CORRECTIONS

Revised



**2005-2006
ACTUAL EXPENDITURES - PROGRAM COMPARISON CHART 2
TO INCLUDE BOOSTER CLUB FUNDING**

	equipment and supplies		travel		awards		coaches' salaries (to include supplemental and extended employment; dollar amount needed)		facilities improvements		publications (if sport-specific)	
	Expenditures		Expenditures		Expenditures		Expenditures		Expenditures		Expenditures	
	School	Booster	School	Booster	School	Booster	School	Booster	School	Booster	School	Booster
G track	500	0	400	1000	150	0	0	0	0	0	0	0
B track	500	0	400	0	100	0	0	0	0	0	0	0
G tennis	500	0	0	0	50	0	2452	0	2500	5000	0	0
B tennis	500	0	0	0	50	0	2452	0	2500	5009	0	0
G volleyball	1250	1000	1000	350	100	500	5172	0	0	0	0	0
B wrestling	1250	1250	1250	0	100	200	2002	0	0	0	0	0
G (list sport)												
B football	8500	3500	4500	0	250	500	23350	0	0	0	0	1000
G (list sport)												
B (list sport)												41,600

1. Total expenditures on T-35 and T-36 on the 2005-2006 year report due by April 15, 2006, should reflect the total monies spent (rounded off to nearest hundred) for the entire school year of 2004-2005 ending June 30, 2005.

2. Booster Club Funding/Contributions must be included in the expenditures total.

Indicate percentage of total expenditures for each gender:


Gender	Expenditures	Percentage
Boys	\$ 133,257	41%
Girls	\$ 137,209	51%
Total:	\$ 270,466	100%

Principal's Signature: [Signature] Date: 5/8/06

**2005-2006
ACTUAL EXPENDITURES - PROGRAM COMPARISON CHART I
TO INCLUDE BOOSTER CLUB FUNDING**

	equipment and supplies		travel		awards		coaches' salaries (to include supplemental and extended employment; dollar amount needed)		facilities improvements		publications (if sport-specific)	
	Expenditures		Expenditures		Expenditures		Expenditures		Expenditures		Expenditures	
	School	Booster	School	Booster	School	Booster	School	Booster	School	Booster	School	Booster
G basketball	1500	1500	1280	0	250	200	10585	0	600	0	0	0
B basketball	1500	13,000	1850	350	225	200	11680	0	600	1785	0	1000
G softball	500	8,000	1600	4500	150	800	5286	0	0	50,000	0	0
B baseball	500	1500	0	5,000	200	500	4990	0	0	2,000	0	0
G cross country	750	0	600	0	75	0	2711	0	0	0	0	0
B cross country	750	0	600	0	75	0	1932	0	0	0	0	0
G golf	500	0	0	0	25	0	2169	0	0	0	0	0
B golf	500	0	0	0	50	0	1961	0	0	0	0	0
G soccer	2500	1000	600	275	100	200	4717	0	2500	2500	0	500
B soccer	2500	500	800	645	100	250	4248	0	2500	2500	0	500
G swimming	750	500	360	0	150	0	1407	0	0	0	0	0
B swimming	750	500	360	0	150	0	1407	0	0	0	0	0

1. Total expenditures on T-35 and T-36 on the 2005-2006 year report due by April 15, 2006, should reflect the total monies spent (rounded off to nearest hundred) for the entire school year of 2004-2005 ending June 30, 2005.
 2. Booster Club Funding/Contributions must be included in the expenditures total.

Principal's Signature:  Date: 5/8/06