

**KHSAA TITLE IX  
ANNUAL REPORT SUBMISSION  
STATUS REPORT  
2005-2006**

KHSAA Form T65  
Revised 8/05

TO: KHSAA Member School Superintendents, Principals, and Athletic Directors

FROM: Brigid L. DeVries, Commissioner  
Larry Boucher, Assistant Commissioner

DATE: 4/25/2006

School	Casey County High School	Reviewed by	Gordon Bocock
--------	--------------------------	-------------	---------------



The following is a status report regarding the required 2005 - 2006 Title IX Annual Report submission of forms due into the KHSAA office by April 15, 2006. Appropriate KHSAA Audit Team personnel have reviewed these forms and the following is a summary of this review.

I. Checklist of Forms properly submitted in a satisfactory manner:

<input checked="" type="checkbox"/>	GE 19 (Annual Verification)	<input checked="" type="checkbox"/>	T-35 (Budget Expenses)
	T-1 (Summary Program Chart 1)	<input checked="" type="checkbox"/>	T-36 (Budget Expenses)
<input checked="" type="checkbox"/>	T-2 (Summary Program Chart 2)	<input checked="" type="checkbox"/>	T-41 (Checklist - Overall Interscholastic Program)
<input checked="" type="checkbox"/>	T-3 (Summary Program Chart 3)	<input checked="" type="checkbox"/>	T-60 (Corrective Action Plan)
<input checked="" type="checkbox"/>	T-4 (Summary Program Chart 4)	<input checked="" type="checkbox"/>	T-63 (Interscholastic Survey Results)

II. Status

A.		2005 - 2006 Forms are satisfactory and no further information or action is necessary at this time.
B.	<input checked="" type="checkbox"/>	Errors have been noted with respect to the following forms: T-2, Column 5 should be 49.2% (Please make correction school form)
C.		The following forms were omitted and must be submitted by school representatives:
D.	<input checked="" type="checkbox"/>	Other Recommendation and Comments:





Kentucky High School Athletic Association

# KENTUCKY HIGH SCHOOL ATHLETIC ASSOCIATION

## TITLE IX

### MEMBER SCHOOLS 2005-2006 ANNUAL REPORT FORMS

Submit to KHSAA  
By April 15, 2006



# Kentucky High School Athletic Association

TO: Superintendent, Principal and Athletic Director  
KHSAA Member School

FROM: Larry Boucher, Assistant Commissioner

DATE: November 4, 2005

SUBJECT: Annual Title IX Self-Audit Report Forms  
2005-2006 School Year

Enclosed are the forms that are to be used in compiling the data required to be submitted by your school in your Annual Title IX Self-Audit. Please review the forms thoroughly since minor changes have been made from last year. As you know from previous Annual Self-Audit Report submissions over the last six years, it is due to the Kentucky High School Athletic Association no later than April 15<sup>th</sup>, 2006.

For your annual convenience, these report forms may also be found on the KHSAA website, [www.khsaa.org/titleix](http://www.khsaa.org/titleix).

Please remember that the Student Interest Survey is required in this year's report, and is included in this packet. Please administer internally the Student Survey (using Form T-61). However, submit with your April 15, 2006 Report only the Summary (Form T-63). Also, please remember that now that we are surveying our students only every other year, the number of your Survey responses should equal at least 80% of your enrollment.

If you have any questions, feel free to contact us.



**2005-2006 KENTUCKY HIGH SCHOOL ATHLETIC ASSOCIATION  
ANNUAL VERIFICATION OF TITLE IX PROCEDURES**  
(To be submitted by April 15, 2006 along with other required forms)

KHSAA  
Form GE19  
Rev. 9/05

The Casey Co. High School High School, Liberty, Kentucky  
(Name of High School) (City)

certifies to the Kentucky High School Athletic Association that the following is an accurate and true representation of the facts surrounding compliance with 20 U.S.C. Sections 1681-1688, et. Seq. (also known as Title IX)

**I certify the following provisions in accordance with records at the school contained in the permanent Title IX file, and to the best of my knowledge have completed the following tasks (All boxes must be checked).**

Established a gender equity committee at the high school. (list committee personnel and provide attachment if necessary)

Name	Address	Phone	Title
Rachel Taylor	979 Delp Rd. Liberty, Ky 42539	606-787-5486	Teacher
Jerry Preece	436 Brock Rd. Danmville, Ky 42528	606-787-6151	Asst. Principal
Andy Stephens	P.O. Box 291 Liberty, Ky 42539	606-303-4280	Teacher
Gwen Grider	655 Hymn St. Middleburg, Ky 42541	606-787-9305	Parent
Jimmy Brown	P.O. Box 94 Liberty, Ky 42539	606-987-9950	Parent
Chaz Grider	655 Hymn St. Middleburg, Ky 42541	606-787-9305	Student
McKwzee Weddle	P.O. Box 519 Liberty, Ky 42539	606-787-5124	Student

Scheduled a minimum of three meetings during the 2005-2006 school year on the following dates:  
Aug. 17, 2005  
Aug. 26, 2005  
Jan. 19, 2006 } NO SPRING Meeting

Designated the following person(s) as the Title IX coordinator for the school:  
Victor Black Athletic Director Casey Co. High 1841 E. Ky 70 Liberty, Ky 42539  
 Name Title Address Phone 606-787-6151

Designated the following person(s) as the Title IX coordinator for the district:  
Dale Wilson DPP/TITLE IX Casey Co. BOE 422 N. US 127 Liberty, Ky 42539  
 Name Title Address Phone 606-787-6941

School personnel are continuing to make periodic reviews of the boys' and girls' athletics program reflected in the Corrective Action Plan.

In addition to the above information, the above referenced school maintains a complete permanent file relative to Title IX records including copies of the self-assessment audit, all corrective action plans, and other related materials.

Jim Goodlett  
Principal's Signature  
Linda W. Hatter  
Superintendent Signature

4/10/06 20  
Date  
Gary Z...  
School Board Chairpersons' Signature

(Send original copy to KHSAA - Maintain duplicate in Title IX school folder)

OK

**2005-2006**  
**ACCOMMODATION OF INTERESTS AND ABILITIES**  
**SUMMARY PROGRAM CHART 1**

**Participation Opportunities Test One**

**SAMPLE FORM**

		Column 1	Column 2	Column 3	Column 4
	Program	Enrollment	Percentage of Total Enrollment	Number of Interscholastic Participants (double and triple count)	Percentage of Total Participation
Row 1	GIRLS	429	52.1%	96	36.5%
Row 2	BOYS	394	47.9%	167	63.5%
Row 3	Totals	823	100%	263	100%

Instructions:

\*Number of 8<sup>th</sup> grade students & below used in Column 3 and Column 4 calculations if applicable: \_\_\_\_\_

- 1) Determine the total number of girls enrolled, (place in Row 1, Column 1). Determine the total number of boys enrolled, (place in Row 2, Column 1).
- 2) Add the total number of girls and boys enrolled to determine total enrollment, (place in Row 3, Column 1).
- 3) Calculate the percentage of total enrollment that is female. (Divide Row 1, Column 1 by row 3, Column 1 and place in Row 1, Column 2.) Calculate the percentage of total enrollment that is male. (Divide Row 2, Column 1 by Row 3, Column 1 and place in Row 2, Column 2.) Note: Row 1, Column 2 plus Row 2, Column 2 should total 100%.
- 4) Ask the head coaches to review the most updated eligibility or squad lists for their teams. Ask coaches to confirm the names of those individuals who are on the team as of the first **date of competition**, and cross out the names of those who were cut from the team or quit the team prior to the first competitive event. Determine the total number of interscholastic athletics participants that are girls, (and place in Row 1, Column 3). In order to determine the total number of athletics participants, an individual should be counted each time he or she participates on a team. For example, if Jane Doe competes on the varsity volleyball team, the junior varsity volleyball team, the junior varsity basketball team, and the varsity softball team, she should be counted as four participants (**do not include club or intramural sports participants, cheerleaders, dance teams or pom squads**). Calculate the same way for boys and girls. \* In addition, should 8<sup>th</sup> grade students and below play on a Freshman, Junior Varsity, or Varsity team, they should also be counted for each team and sport on which they participate. If applicable, please asterisk the above notation as to how many 8<sup>th</sup> grade students & below are included. Using the same procedure, determine the total number of interscholastic athletic participants that are boys, (and place in Row 2, Column 3. Add Row 1, Column 3 plus Row 2, Column 3 to get total participants and place in Row 3, Column 3).
- 5) Calculate the percentage of female participation. (Row 1, Column 3 divided by Row 3, Column 3 and place in Row 1, Column 4.) Calculate the percentage of male participation. (Row 2, Column 3 divided by Row 3, Column 3 and place in Row 2, Column 4.) Note: Row 1, Column 4 plus Row 2, Column 4 should total 100%.

Note: While being within three percent is not a formal compliance standard; if the percent listed in Row 1, Column 4 is within 3% of Row 1, Column 2, then it provides a good target within which compliance is likely.

Principal's Signature: \_\_\_\_\_ Date: \_\_\_\_\_

**2005-2006**  
**ACCOMMODATION OF INTERESTS AND ABILITIES**  
**SUMMARY PROGRAM CHART 1**

KHSAA  
 Form T1  
 Rev. 9/05

*No Pass*

**Participation Opportunities Test One**

		(Column 1)	(Column 2)	(Column 3)	(Column 4)
	Program	Enrollment	Percentage of Total Enrollment	Number of Interscholastic Participants (double and triple count)	Percentage of Total Participation
Row 1	GIRLS	352	52.1% ✓	130	48.3% ✓
Row 2	BOYS	324	47.9% ✓	139	51.6% ✓
Row 3	Totals	676 ✓	100%	269 ✓	100%

Instructions:

\*Number of 8<sup>th</sup> grade students & below used in Column 3 and Column 4 calculations if applicable: G-23, B-14

- Determine the total number of girls enrolled, (place in Row 1, Column 1). Determine the total number of boys enrolled, (place in Row 2, Column 1).
- Add the total number of girls and boys enrolled to determine total enrollment, (place in Row 3, Column 1).
- Calculate the percentage of total enrollment that is female. (Divide Row 1, Column 1 by row 3, Column 1 and place in Row 1, Column 2.) Calculate the percentage of total enrollment that is male. (Divide Row 2, Column 1 by Row 3, Column 1 and place in Row 2, Column 2.) Note: Row 1, Column 2 plus Row 2, Column 2 should total 100%.
- Ask the head coaches to review the most updated eligibility or squad lists for their teams. Ask coaches to confirm the names of those individuals who are on the team as of the first **date of competition**, and cross out the names of those who were cut from the team or quit the team prior to the first competitive event. Determine the total number of interscholastic athletics participants that are girls, (and place in Row 1, Column 3). In order to determine the total number of athletics participants, an individual should be counted each time he or she participates on a team. For example, if Jane Doe competes on the varsity volleyball team, the junior varsity volleyball team, the junior varsity basketball team, and the varsity softball team, she should be counted as four participants (**do not include club or intramural sports participants, cheerleaders, dance teams, or pom squads**). Calculate the same way for boys and girls. \* In addition, should 8<sup>th</sup> grade students and below play on a Freshman, Junior Varsity, or Varsity team, they should also be counted for each team and sport on which they participate. If applicable, please asterisk the above notation as to how many 8<sup>th</sup> grade students & below are included in the totals. Using the same procedure, determine the total number of interscholastic athletic participants that are boys, (and place in Row 2, Column 3). Add Row 1, Column 3 plus Row 2, Column 3 to get total participants and place in Row 3, Column 3.
- Calculate the percentage of female participation. (Row 1, Column 3 divided by Row 3, Column 3 and place in Row 1, Column 4.) Calculate the percentage of male participation. (Row 2, Column 3 divided by Row 3, Column 3 and place in Row 2, Column 4.) Note: Row 1, Column 4 plus Row 2, Column 4 should total 100%.

Note: While being within three percent is not a formal compliance standard; if the percent listed in Row 1, Column 4 is within 3% of Row 1, Column 2, then it provides a good target within which compliance is likely.

Principal's Signature: Jim Goddett Date: 4/10/06

2005-2006  
**ACCOMMODATION OF INTERESTS AND ABILITIES**  
**SUMMARY PROGRAM CHART 2**

KHSAA  
 Form T2  
 Rev. 9/05

*Pued*

Participation Opportunities Test Two

		Column 1	Column 2	Column 3	Column 4	Column 5
Program		Number of Teams Currently Offered	Number of Participants	Number of Teams Added Since the beginning of the 2001-2002 School Year	Number of Participants Added Since the beginning of the 2001-2002 School Year	Percent of Total Participation By Sex Added Since the beginning of the 2001-2002 School Year
<b>GIRLS</b>	Row 1	varsity:	7	84	3	31
	Row 2	j.v.:	2	26	2	24
	Row 3	frosh:	2	20	1	9
	Row 4	total:	11	130 ✓	6	64 ✓
<b>BOYS</b>	Row 5	varsity:	7	108	2	21
	Row 6	j.v.:	2	23	2	15
	Row 7	frosh:	1	8	0	
	Row 8	total:	10	139	4	36

49.28

- 1) For Column 1, list the number of interscholastic teams offered for girls and boys at each competitive level (varsity, junior varsity, and freshman). For girls, total each of the entries in Rows 1, 2, and 3 into Row 4. For boys, total Rows 5, 6, and 7 into Row 8.
- 2) For Column 2, list the number of participants at each level. For girls, total each of the entries in Rows 1, 2, and 3 into Row 4. For boys, total Rows 5, 6, and 7 into Row 8. **Note:** The totals in Row 4 for girls and in Row 8 for boys must be the same as the totals in Form T-1, Column 3, Rows 1 and 2 respectively.
- 3) For Column 3, list the number of interscholastic teams that have been added in the last five years at each competitive level. Count each team added during the 5 year period only one time. e.g. Girl's junior varsity soccer was added 3 years ago, count the team only once, not 3 times. For girls, total the entries in Rows 1, 2, and 3 into Row 4. For boys, total Rows 5, 6, and 7 into Row 8.
- 4) For Column 4, list the number of participants that are currently on each level of the teams that were added in the last five years. If a team was added previously but no longer exists, there are no current participants to be added for that team. For girls, total the entries in Rows 1, 2, and 3 into Row 4. For boys, total Rows 5, 6, and 7 into Row 8.
- 5) For Column 5, calculate the percentage of participants that have been added in the last five years. For girls, take the number in Column 4, Row 4 and divide by the number in Column 2, Row 4. For boys, take the number in Column 4, Row 8 and divide it by the number in Column 2, Row 8.

Note: If the percentage of current participants added in the last five years is 25% or greater, compliance with test two may be possible. If less than 25%, then compliance with test three should be analyzed. **CAUTION:** 25% is not a formal compliance standard.

Principal's Signature: Jim Goodlett Date: 4/10/06

*MAKE CONNECTION*

**2005-2006**  
**ACCOMMODATION OF INTERESTS AND ABILITIES**  
**SUMMARY PROGRAM CHART 3**

KHSAA  
 Form T3  
 Rev. 9/05

*Handwritten initials*

**Participation Opportunities Test Three**

FOR ANY QUESTION ANSWERED "YES" IDENTIFY THE RESPECTIVE SPORT(S).

	GIRLS (Yes / No)		BOYS (Yes / No)
1. For a sport not currently played at the interscholastic level (varsity, junior varsity, or freshman) in your school, is there an intramural team offered for that sport?	<i>No</i>		<i>No</i>
2. For a sport <u>not</u> currently offered in your interscholastic athletics program, is there sufficient interest to form a viable interscholastic team based on participation on an intramural team or community recreation teams?	<i>No</i>		<i>No</i>
3. For a sport <u>not</u> currently offered, is there sufficient interest, based on your most recent Student Interest Survey, to form a viable interscholastic team based on student responses from the interscholastic survey? If yes, what sport?	<i>No</i>		<i>No</i>
4. For a sport currently offered at the varsity level only, is there sufficient interest, based on your most recent Student Interest Survey, to form a viable team for a junior varsity or freshman team that is not currently offered?	<i>No</i>		<i>No</i>
5. For a sport currently offered at the junior varsity or freshman level is there sufficient interest, based on your most recent Student Interest Survey, to form a varsity team not currently offered?	<i>No</i>		<i>No</i>
6. If you answered YES to question (1), (2), (3), (4), or (5), are there enough high schools in your geographic area offering the sport (at the appropriate level) to allow for the development of a reasonable schedule of competition?	<i>No</i>		<i>No</i>

Principal's Signature: *Jim Goodlett* Date: *4/10/06*



**2005-2006**  
**ACCOMODATION OF INTERESTS AND ABILITIES**  
**SUMMARY PROGRAM CHART 4**

**Levels of Competition Test One**

		Column 1	Column 2	Column 3
Girls	Team Levels	Number of Teams Currently Offered	Number of Participants	Percentage of Participants at Each Level
Row 1	varsity:	7	84	64.6%
Row 2	j.v.:	2	26	20%
Row 3	frosh:	2	20	15.34%
Row 4	total:		130	100%
<b>Boys</b>				
Row 5	varsity:	7	108	79.6%
Row 6	j.v.:	2	23	16.5%
Row 7	frosh:	1	8	5.7%
Row 8	total:		139	100%

- Column 1, list the number of interscholastic teams offered for girls and boys at each competitive level; varsity, junior varsity, and freshman. (Refer to Form T-2, Accommodation of Interests and Abilities, Summary Program Chart 2, Column 1.)
- For Column 2, list the number of participants at each level. For girls, total the entries in Rows 1, 2, and 3 into Row 4. For boys, total the entries in Rows 5, 6, and 7 into Row 8. (Refer to Form T-2, Accommodation of Interests and Abilities, Summary Program Chart 2, Column 2.)
- For Column 3, calculate the percentage of female and male participants at each level.  
For girls' varsity, junior varsity, and frosh, respectively:
  - Divide Column 2, Row 1 by Column 2, Row 4, and place the percentage in Column 3, Row 1.
  - Divide Column 2, Row 2 by Column 2, Row 4, and place the percentage in Column 3, Row 2.
  - Divide Column 2, Row 3 by Column 2, Row 4, and place the percentage in Column 3, Row 3.
 For boys' varsity, junior varsity, and frosh, respectively:
  - Divide Column 2, Row 5 by Column 2, Row 8, and place the percentage in Column 3, Row 5.
  - Divide Column 2, Row 6 by Column 2, Row 8, and place the percentage in Column 3, Row 6.
  - Divide Column 2, Row 7 by Column 2, Row 8, and place the percentage in Column 3, Row 7.

Principal's Signature: Jim Goodlett Date: 4/10/06

2005-2006  
**ACTUAL EXPENDITURES - PROGRAM COMPARISON CHART I**  
**TO INCLUDE BOOSTER CLUB FUNDING**

	equipment and supplies		travel		awards		coaches' salaries (to include supplemental and extended employment; <i>dollar amount needed</i> )		facilities improvements		publications (if sport-specific)	
	Expenditures		Expenditures		Expenditures		Expenditures		Expenditures		Expenditures	
	School	Booster	School	Booster	School	Booster	School	Booster	School	Booster	School	Booster
G basketball	2,037.44	5,946.63	1,355.21		225. <sup>00</sup>	281.22	5,000					750. <sup>00</sup>
B basketball	1,373.48	6,444.22	1,926.18		175. <sup>00</sup>	169.47	5,000					750. <sup>00</sup>
G softball	1,126.55	1,896.50	599.50	500. <sup>00</sup>	80.23		3,000					
B baseball	1,162.80		720.75	500. <sup>00</sup>	80.23		3,000					
G cross country	235.73	517.45	367.44			13.75	1,125					
B cross country	235.73	517.45	367.44			13.75	1,125					
G golf	577.73	562. <sup>00</sup>	604.33		90. <sup>00</sup>	96.75	2,250					
B golf	1,274.23	194.70	375.37		90. <sup>00</sup>	96.75	2,250					
G soccer												
B soccer												
G swimming												
B swimming												

1. Total expenditures on T-35 and T-36 on the 2005-2006 year report due by April 15, 2006, should reflect the total monies spent (rounded off to nearest hundred) for the entire school year of 2004-2005 ending June 30, 2005.

2. Booster Club Funding/Contributions must be included in the expenditures total.

Principal's Signature: Jim Goodlett Date: 4/10/06

**2005-2006  
ACTUAL EXPENDITURES - PROGRAM COMPARISON CHART 2  
TO INCLUDE BOOSTER CLUB FUNDING**

	equipment and supplies		travel		awards		coaches' salaries (to include supplemental and extended employment; <i>dollar amount needed</i> )		facilities improvements		publications (if sport-specific)	
	Expenditures		Expenditures		Expenditures		Expenditures		Expenditures		Expenditures	
	School	Booster	School	Booster	School	Booster	School	Booster	School	Booster	School	Booster
G track	305. <sup>00</sup>	3,642. <sup>02</sup>	995. <sup>35</sup>				1,125			499. <sup>07</sup>		
B track	305. <sup>00</sup>	3,642. <sup>02</sup>	995. <sup>35</sup>				1,125			499. <sup>07</sup>		
G tennis	1,144. <sup>02</sup>		419. <sup>49</sup>		128. <sup>50</sup>		1,500					
B tennis	1,144. <sup>02</sup>		333. <sup>59</sup>		128. <sup>50</sup>		1,500					
G volleyball	691. <sup>63</sup>	921. <sup>07</sup>	993. <sup>32</sup>		77. <sup>00</sup>		1,500					
B wrestling												
G (list sport)												
B football	12,010. <sup>41</sup>	6,804. <sup>72</sup>	1,344. <sup>70</sup>		120. <sup>06</sup>		5,000			599. <sup>61</sup>		357. <sup>50</sup>
G (list sport)	6,116. <sup>75</sup>	13,485. <sup>67</sup>	5,382. <sup>75</sup>		600. <sup>73</sup>		Same			OK		
B (list sport)	5,494. <sup>56</sup>	10,798. <sup>39</sup>	4,718. <sup>68</sup>		473. <sup>73</sup>		Same			OK		

1. Total expenditures on T-35 and T-36 on the 2005-2006 year report due by April 15, 2006, should reflect the total monies spent (rounded off to nearest hundred) for the entire school year of 2004-2005 ending June 30, 2005.

2. Booster Club Funding/Contributions must be included in the expenditures total.

Indicate percentage of total expenditures for each gender:

Gender	Expenditures	Percentage
Boys	\$ 35,108.78	64.0
Girls	\$ 19,603.82	35.8
<b>Total:</b>	\$ 54,712.60	100%

269  
139/139

Principal's Signature: Jim Goodlett Date: 4/10/06

## 2005-2006 KHSAA TITLE IX ATHLETICS AUDIT

KHSAA  
Form T41  
Rev. 9/05

### Checklist - Overall Interscholastic Athletics Program

**DIRECTIONS:**

For the Areas of Compliance (Opportunities and Benefits) listed on the left hand side of the page, place a checkmark under the appropriate column identifying whether your school provided an advantage to the Girls' Program, or to the Boys' Program or to Neither Program.

Areas of Compliance:	ADVANTAGE TO:		
	GIRLS' PROGRAM	BOYS' PROGRAM	NEITHER PROGRAM
<b>OPPORTUNITIES</b>			
Accommodation of Interest and Abilities			✓
<b>BENEFITS</b>			
Equipment and Supplies			✓
Scheduling of Games and Practice Time			✓
Travel and Per Diem Allowances			✓
Coaching			✓
Locker Rooms, Practice and Competitive Facilities			✓
Medical and Training Facilities and Services			✓
Publicity			✓
Support Services			✓
Athletic Scholarships			✓
Tutoring			✓
Housing and Dining Facilities and Services			N/A
Recruitment of Student Athletes			N/A

Principal's Signature: Jim Goodlett Date: 4/10/06

SCHOOL NAME

Casey Co. High

2005-2006

TITLE IX

CORRECTIVE ACTION PLAN

**DIRECTIONS:**

1. For Column 1, indicate the intended area which needs corrective action in order to achieve gender equity. For Column 2, write the suggested change or activities that will correct the area in need of alteration. For Column 3, include the estimated completion date for the changes or activities.
2. It is possible to attain compliance with Title IX and no longer need "corrective" action. However, the KHSAA strongly encourages compliant schools to identify items for improvement (Column 1), activities to accomplish the improvement (Column 2) and a timetable for completion (Column 3) that will strengthen the athletic program.
3. You may copy this form as needed. Please attach corrective action plans along with audit forms and submit by April 15, 2006.

COLUMN 1 ITEM FOR CORRECTION/ IMPROVEMENT	COLUMN 2 SUGGESTED CHANGE/ ACTIVITIES	COLUMN 3 TIME TABLE FOR CORRECTIVE ACTION/ COMPLETION
Weight Room	Make facility more user friendly for female athletes.	May 2007
	Improve restroom, Athletic environment, etc. Remodel	
	Facility	

Principal's Signature: Jim Goodlett

Date: 4/10/06

2005-2006 INTERSCHOLASTIC ATHLETICS STUDENT SURVEY

KHSAA  
Form T61  
Rev. 9/05

1. Is the School District offering the interscholastic sport(s) you want to play?  
 Yes  
 No, I want to play \_\_\_\_\_  
 I am not interested in athletics
2. During the **fall season**, which KHSAA sanctioned sport would you like to play?  
 Football  
 Girls' Volleyball  
 Boys' Cross Country  
 Girls' Cross Country  
 Boys' Golf  
 Girls' Golf  
 Boys' Soccer  
 Girls' Soccer  
 I would not participate
3. During the **winter season**, which KHSAA sanctioned sport would you like to play?  
 Boys' Basketball  
 Girls' Basketball  
 Boys' Swimming & Diving  
 Girls' Swimming & Diving  
 Boys' Wrestling  
 Boys' and Girls' Indoor Track  
 I would not participate
4. During the **spring season**, which KHSAA sanctioned sport would you like to play?  
 Boys' Track  
 Girls' Track  
 Girls' Tennis  
 Boys' Tennis  
 Girls' Slow Pitch Softball  
 Girls' Fast Pitch Softball  
 Boys' Baseball  
 I would not participate
5. Do you participate in intramural sports? If you do, which sports(s)?  
 Yes \_\_\_\_\_  
 No
6. Which intramural sports, if any, would you like to see added?  
\_\_\_\_\_

7. Do you participate in non-school sport activities? If you do, which sport(s)?  
\_\_\_\_\_ Yes \_\_\_\_\_  
\_\_\_\_\_ No \_\_\_\_\_

8. Are you currently participating in interscholastic athletics during any season?  
\_\_\_\_\_ Yes  
\_\_\_\_\_ No Why don't you participate in interscholastic athletics?  
\_\_\_\_\_ I prefer other activities such as band, chorus, etc.  
\_\_\_\_\_ I don't have time  
\_\_\_\_\_ The practice schedules and game times are inconvenient  
\_\_\_\_\_ The sport I like isn't offered  
\_\_\_\_\_ It's too expensive  
\_\_\_\_\_ I prefer to participate in club or intramural sports  
\_\_\_\_\_ Working  
\_\_\_\_\_ Other  
\_\_\_\_\_

9. Do you have any suggestions to encourage participation?  
\_\_\_\_\_  
\_\_\_\_\_  
\_\_\_\_\_  
\_\_\_\_\_

10. Which Non-KHSAA sanctioned sport would you like to play?  
\_\_\_\_\_ Archery  
\_\_\_\_\_ Field Hockey  
\_\_\_\_\_ Bowling  
\_\_\_\_\_ Boys' Gymnastics  
\_\_\_\_\_ Girls' Gymnastics  
\_\_\_\_\_ Ice Hockey  
\_\_\_\_\_ Boys' Lacrosse  
\_\_\_\_\_ Girls' Lacrosse  
\_\_\_\_\_ Rifle  
\_\_\_\_\_ Rodeo  
\_\_\_\_\_ Boys' Volleyball  
\_\_\_\_\_ Water Polo  
\_\_\_\_\_ Weightlifting  
\_\_\_\_\_ I would not participate

**OPTIONAL**

**Name:** \_\_\_\_\_

**Age:** \_\_\_\_\_

**Male:** \_\_\_\_\_

**Female:** \_\_\_\_\_

*(check one)*



2005-2006 INTERSCHOLASTIC  
ATHLETICS SURVEY  
Summary of Student Responses

KHSAA  
Form T63  
Rev. 9/05

School Name: Casey Co. High School  
School Enrollment: 676 (SHOULD AGREE WITH FORM T-1)  
Date: 2-27-06  
Completed By: Victor Black

**Instructions:**

1. Summarize the Student Athletics Interest Surveys Form T-61 by listing the total number of responses on the line next to each sport.
2. Under the Other Category please provide a listing of the sports as well as the number of students who are interested in participating.
3. Please sign and date this Summary Form (T-63) and mail this Summary Form only to the KHSAA by April 15, 2006. Do not mail the student surveys (Form T-61). However, these Forms should be maintained in your files in the event they are requested subsequently.

676 Number of Surveys  
540 Total Returned (*A minimum of 80% return is expected*) 79.9%  
9-11 Grades Surveyed (*Should be grades 9-11 and 8<sup>th</sup> grade if school has a feeder system*)

How Was The Survey Administered? \_\_\_\_\_  
(e.g. was it given in all English classes, or all home rooms, or advisee/advisor?)

**KHSAA Sanctioned Fall Sports** (*List Total Number of Participation Responses*)

6 Cross Country (Girls)  
2 Cross Country (Boys)  
31 Football (Boys)  
2 Golf (Girls)  
5 Golf (Boys)  
20 Soccer (Girls)  
9 Soccer (Boys)  
30 Volleyball (Girls)



**Winter Sport** (List Total Number of Participation Responses)

- 13 Basketball (Girls)
- 24 Basketball (Boys)
- 11 Indoor Track (Girls)
- 11 Indoor Track (Boys)
- 36 Swimming & Diving (Girls)
- 10 Swimming & Diving (Boys)
- 23 Wrestling (Boys)

**Spring Sport** (List Total Number of Participation Responses)

- 11 Baseball (Boys)
- 10 Fast Pitch Softball (Girls)
- 11 Slow Pitch Softball (Girls)
- 16 Tennis (Girls)
- 10 Tennis (Boys)
- 10 Track (Girls)
- 8 Track (Boys)

**Non-KHSAA Sanctioned Sports** (From Student Survey T-61 Question 10)

- 9 Archery
- 8 Field Hockey
- 31 Bowling
- 3 Boys' Gymnastics
- 18 Girls' Gymnastics
- 11 Ice Hockey
- 7 Boys' Lacrosse
- 4 Girls' Lacrosse
- 12 Rifle
- 16 Rodeo
- 8 Boys' Volleyball
- 9 Water Polo
- 8 Weightlifting

**Number of Students who participate in Intramural Sports**

(From Student Survey T-61 Question 5)

<u>Sport</u>	<u>Number</u>
<u>N/A</u>	<u>N/A</u>

**List Intramural Sports students are interested in adding:**

(From Student Survey T-61 Question 6)

<u>Sport</u>	<u>Number</u>
Basketball	6
Soccer	16
Swimming	14
Volleyball	7
Wrestling	9

**Participation in Non-School Sports Activities**

(From Student Survey T-61 Question 7)

<u>Sport</u>	<u>Number</u>
Basketball	86
Tennis	2
Volleyball	6
Power Lifting	2
Swimming	2
Soccer	2

**Reasons for not participating in interscholastic athletics**

(From Survey Question 8)

- 65 I prefer other activities such as band, chorus, etc.
- 19 I don't have time
- 2 The practice schedules and game times are inconvenient
- 13 The sport I like isn't offered
- 4 It's too expensive
- 3 I prefer to participate in club or intramural sports
- 2 Working
- 13 Other:  
Transportation

**Student Suggestions to encourage participation**

More things appealing to girls

Better facilities

---



---



---

Jim Woodlett  
Principal's Signature

4/20/06  
Date