

**KHSAA TITLE IX  
ANNUAL REPORT SUBMISSION  
STATUS REPORT  
2005-2006**

KHSAA Form T65  
Revised 8/05

TO: KHSAA Member School Superintendents, Principals, and Athletic Directors

FROM: Brigid L. DeVries, Commissioner  
Larry Boucher, Assistant Commissioner

DATE: 4/28/2006

School	Central High School	Reviewed by	Phyllis Catlett
--------	---------------------	-------------	-----------------

The following is a status report regarding the required 2005 - 2006 Title IX Annual Report submission of forms due into the KHSAA office by April 15, 2006. Appropriate KHSAA Audit Team personnel have reviewed these forms and the following is a summary of this review.

I. Checklist of Forms properly submitted in a satisfactory manner:

<input checked="" type="checkbox"/>	GE 19 (Annual Verification)	<input checked="" type="checkbox"/>	T-35 (Budget Expenses)
<input checked="" type="checkbox"/>	T-1 (Summary Program Chart 1)	<input checked="" type="checkbox"/>	T-36 (Budget Expenses)
<input checked="" type="checkbox"/>	T-2 (Summary Program Chart 2)	<input checked="" type="checkbox"/>	T-41 (Checklist – Overall Interscholastic Program)
<input checked="" type="checkbox"/>	T-3 (Summary Program Chart 3)	<input checked="" type="checkbox"/>	T-60 (Corrective Action Plan)
	T-4 (Summary Program Chart 4)	<input checked="" type="checkbox"/>	T-63 (Interscholastic Survey Results)

II. Status

A.		2005 – 2006 Forms are satisfactory and no further information or action is necessary at this time.
B.	<input checked="" type="checkbox"/>	Errors have been noted with respect to the following forms: Placed corrected form T-3 in the Title IX File for 2006.
C.		The following forms were omitted and must be submitted by school representatives:
D.	<input checked="" type="checkbox"/>	Other Recommendation and Comments: According to the information provided by the school on form G-19, there are no student members on the Gender Equity Committee. The KHSAA strongly urges that students be appointed to the committee and that the meetings are held at a time that the students can attend. Bowling is not a KHSAA sanctioned sport. This interest was shown on form T-3 however the interest in golf and soccer was not reflected on form T-3 (see survey). The school should continue to monitor this interest and document findings. The school has identified three benefits that the boys have the advantage. The school has addressed only one of the benefits (Equipment and Supplies) on the Corrective Action Plan. The Gender Equity Committee must address the other two benefits the school has identified and come up with a plan for correction and a timetable for completion or improvements in Travel and Per Diem and Coaching. Presently the boys have an advantage in Equipment and Supplies, Travel and Per Diem and Coaching. The auditor will continue to monitor this matter.



**2005-2006 KENTUCKY HIGH SCHOOL ATHLETIC ASSOCIATION  
ANNUAL VERIFICATION OF TITLE IX PROCEDURES  
(To be submitted by April 15, 2006 along with other required forms)**

KHSAA  
Form GE19  
Rev. 9/05

The Central High School, Louisville, Kentucky  
(Name of High School) (City)

certifies to the Kentucky High School Athletic Association that the following is an accurate and true representation of the facts surrounding compliance with 20 U.S.C. Sections 1681-1688, et. Seq. (also known as Title IX)

**I certify the following provisions in accordance with records at the school contained in the permanent Title IX file, and to the best of my knowledge have completed the following tasks (All boxes must be checked).**

- Established a gender equity committee at the high school. (list committee personnel and provide attachment if necessary)

Name	Address	Phone	Title
<u>Che Founder</u>	<u>2103 Dumensnil Louisville, KY. 40210</u>	<u>(502) 778-2652</u>	<u>Wrestling Coach</u>
<u>Marvina Lewis</u>	<u>5003 Lila Ave. Louisville, KY. 40258</u>	<u>(502) 937-4972</u>	<u>Teacher</u>
<u>Joe Gutman</u>	<u>254 Kennedy Ct. Louisville, KY. 40206</u>	<u>(502) 897-7358</u>	<u>Teacher</u>
<u>Charles Scott</u>	<u>620 Evening Tide Ct. Louisville, KY. 40210</u>	<u>(502) 935-9008</u>	<u>Softball Coach</u>
<u>Michael Daniel</u>	<u>2715 Linsay Avenue Louisville, KY. 40206</u>	<u>(502) 896-1829</u>	

- Scheduled a minimum of three meetings during the 2005-2006 school year on the following dates:  
January 25, 2006  
February 8, 2006  
March 1, 2006

- Designated the following person(s) as the Title IX coordinator for the school:

Marlon Miller Athletic Director 5411 Galaxie Drive Louisville, KY. 40258 (502) 448-5864

Name	Title	Address	Phone
------	-------	---------	-------

- Designated the following person(s) as the Title IX coordinator for the district:

Cheryl Walker Coordinator of Compliance and Investigations 3332 Newburg Road 40232 485-3341

Name	Title	Address	Phone
------	-------	---------	-------

- School personnel are continuing to make periodic reviews of the boys' and girls' athletics program reflected in the Corrective Action Plan.

- In addition to the above information, the above referenced school maintains a complete permanent file relative to Title IX records including copies of the self-assessment audit, all corrective action plans, and other related materials.

[Signature] 3/6 2006  
Principal's Signature Date

[Signature] [Signature]  
Superintendent Signature School Board Chairpersons' Signature

**2005-2006**  
**ACCOMMODATION OF INTERESTS AND ABILITIES**  
**SUMMARY PROGRAM CHART 1**

KHSAA  
 Form T1  
 Rev. 9/05

**Participation Opportunities Test One**

		(Column 1)	(Column 2)	(Column 3)	(Column 4)
	Program	Enrollment	Percentage of Total Enrollment	Number of Interscholastic Participants (double and triple count)	Percentage of Total Participation
Row 1	GIRLS	631	65.8%	102	33%
Row 2	BOYS	328	34.2%	210	67%
Row 3	Totals	959	100%	312	100%

Instructions:

\*Number of 8<sup>th</sup> grade students & below used in Column 3 and Column 4 calculations if applicable: \_\_\_\_\_

- Determine the total number of girls enrolled, (place in Row 1, Column 1). Determine the total number of boys enrolled, (place in Row 2, Column 1).
- Add the total number of girls and boys enrolled to determine total enrollment, (place in Row 3, Column 1).
- Calculate the percentage of total enrollment that is female. (Divide Row 1, Column 1 by row 3, Column 1 and place in Row 1, Column 2.) Calculate the percentage of total enrollment that is male. (Divide Row 2, Column 1 by Row 3, Column 1 and place in Row 2, Column 2.) Note: Row 1, Column 2 plus Row 2, Column 2 should total 100%.
- Ask the head coaches to review the most updated eligibility or squad lists for their teams. Ask coaches to confirm the names of those individuals who are on the team as of the first **date of competition**, and cross out the names of those who were cut from the team or quit the team prior to the first competitive event. Determine the total number of interscholastic athletics participants that are girls, (and place in Row 1, Column 3). In order to determine the total number of athletics participants, an individual should be counted each time he or she participates on a team. For example, if Jane Doe competes on the varsity volleyball team, the junior varsity volleyball team, the junior varsity basketball team, and the varsity softball team, she should be counted as four participants (**do not include club or intramural sports participants, cheerleaders, dance teams, or pom squads**). Calculate the same way for boys and girls. \* In addition, should 8<sup>th</sup> grade students and below play on a Freshman, Junior Varsity, or Varsity team, they should also be counted for each team and sport on which they participate. If applicable, please asterisk the above notation as to how many 8<sup>th</sup> grade students & below are included in the totals. Using the same procedure, determine the total number of interscholastic athletic participants that are boys, (and place in Row 2, Column 3). Add Row 1, Column 3 plus Row 2, Column 3 to get total participants and place in Row 3, Column 3.
- Calculate the percentage of female participation. (Row 1, Column 3 divided by Row 3, Column 3 and place in Row 1, Column 4.) Calculate the percentage of male participation. (Row 2, Column 3 divided by Row 3, Column 3 and place in Row 2, Column 4.) Note: Row 1, Column 4 plus Row 2, Column 4 should total 100%.

Note: While being within three percent is not a formal compliance standard; if the percent listed in Row 1, Column 4 is within 3% of Row 1, Column 2, then it provides a good target within which compliance is likely.

Principal's Signature: \_\_\_\_\_

Date: \_\_\_\_\_

**2005-2006**  
**ACCOMMODATION OF INTERESTS AND ABILITIES**  
**SUMMARY PROGRAM CHART 2**



KHSAA  
 Form T2  
 Rev. 9/05

**Participation Opportunities Test Two**

		Column 1	Column 2	Column 3	Column 4	Column 5
<b>Program</b>		<b>Number of Teams Currently Offered</b>	<b>Number of Participants</b>	<b>Number of Teams Added Since the beginning of the 2001-2002 School Year</b>	<b>Number of Participants Added Since the beginning of the 2001-2002 School Year</b>	<b>Percent of Total Participation By Sex Added Since the beginning of the 2001-2002 School Year</b>
<b>GIRLS</b>	<b>Row 1</b>	<b>varsity:</b>	<b>5</b>	<b>70</b>	<b>2</b>	<b>26</b>
	<b>Row 2</b>	<b>j.v.:</b>	<b>2</b>	<b>25</b>	<b>1</b>	<b>23</b>
	<b>Row 3</b>	<b>frosh:</b>	<b>1</b>	<b>7</b>	<b>1</b>	<b>6</b>
	<b>Row 4</b>	<b>total:</b>	<b>8</b>	<b>102</b>	<b>4</b>	<b>55</b>
<b>BOYS</b>	<b>Row 5</b>	<b>varsity:</b>	<b>7</b>	<b>164</b>	<b>0</b>	<b>0</b>
	<b>Row 6</b>	<b>j.v.:</b>	<b>3</b>	<b>39</b>	<b>1</b>	<b>7</b>
	<b>Row 7</b>	<b>frosh:</b>	<b>1</b>	<b>7</b>	<b>0</b>	<b>0</b>
	<b>Row 8</b>	<b>total:</b>	<b>11</b>	<b>210</b>	<b>1</b>	<b>7</b>

- 1) For Column 1, list the number of interscholastic teams offered for girls and boys at each competitive level (varsity, junior varsity, and freshman). For girls, total each of the entries in Rows 1, 2, and 3 into Row 4. For boys, total Rows 5, 6, and 7 into Row 8.
- 2) For Column 2, list the number of participants at each level. For girls, total each of the entries in Rows 1, 2, and 3 into Row 4. For boys, total Rows 5, 6, and 7 into Row 8. **Note:** The totals in Row 4 for girls and in Row 8 for boys must be the same as the totals in Form T-1, Column 3, Rows 1 and 2 respectively.
- 3) For Column 3, list the number of interscholastic teams that have been added in the last five years at each competitive level. Count each team added during the 5 year period only one time. e.g. Girl's junior varsity soccer was added 3 years ago, count the team only once, not 3 times. For girls, total the entries in Rows 1, 2, and 3 into Row 4. For boys, total Rows 5, 6, and 7 into Row 8.
- 4) For Column 4, list the number of participants that are currently on each level of the teams that were added in the last five years. If a team was added previously but no longer exists, there are no current participants to be added for that team. For girls, total the entries in Rows 1, 2, and 3 into Row 4. For boys, total Rows 5, 6, and 7 into Row 8.
- 5) For Column 5, calculate the percentage of participants that have been added in the last five years. For girls, take the number in Column 4, Row 4 and divide by the number in Column 2, Row 4. For boys, take the number in Column 4, Row 8 and divide it by the number in Column 2, Row 8.

Note: If the percentage of current participants added in the last five years is 25% or greater, compliance with test two may be possible. If less than 25%, then compliance with test three should be analyzed. **CAUTION:** 25% is not a formal compliance standard.

Principal's Signature:  Date: 

**2005-2006**  
**ACCOMMODATION OF INTERESTS AND ABILITIES**  
**SUMMARY PROGRAM CHART 3**

**Participation Opportunities Test Three**

**FOR ANY QUESTION ANSWERED "YES" IDENTIFY THE RESPECTIVE SPORT(S).**

	<b>GIRLS</b> (Yes / No)		<b>BOYS</b> (Yes / No)
1. For a sport not currently played at the interscholastic level (varsity, junior varsity, or freshman) in your school, is there an intramural team offered for that sport?	No		No
2. For a sport <u>not</u> currently offered in your interscholastic athletics program, is there sufficient interest to form a viable interscholastic team based on participation on an intramural team or community recreation teams?	No		No
3. For a sport <u>not</u> currently offered, is there sufficient interest, based on your most recent Student Interest Survey, to form a viable interscholastic team based on student responses from the interscholastic survey? If yes, what sport?	Yes <i>GoF-11</i> <b>(Bowling)</b> <i>Soccer</i> <i>24</i>		Yes <b>(Bowling)</b> <i>Soccer</i> <i>24</i>
4. For a sport currently offered at the varsity level only, is there sufficient interest, based on your most recent Student Interest Survey, to form a viable team for a junior varsity or freshman team that is not currently offered?	No		No
5. For a sport currently offered at the junior varsity or freshman level is there sufficient interest, based on your most recent Student Interest Survey, to form a varsity team not currently offered?	No		No
6. If you answered YES to question (1), (2), (3), (4), or (5), are there enough high schools in your geographic area offering the sport (at the appropriate level) to allow for the development of a reasonable schedule of competition?	No		No

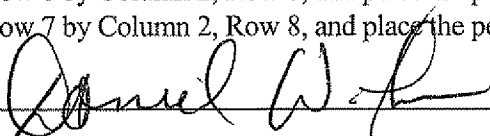
Principal's Signature: *Samuel White* Date: *4/14/06*

**2005-2006**  
**ACCOMODATION OF INTERESTS AND ABILITIES**  
**SUMMARY PROGRAM CHART 4**

**Levels of Competition Test One**

		Column 1	Column 2	Column 3
Girls	Team Levels	Number of Teams Currently Offered	Number of Participants	Percentage of Participants at Each Level
Row 1	varsity:	5	70	69%
Row 2	j.v.:	2	25	25%
Row 3	frosh:	1	7	6%
Row 4	total:		102	100%
Boys				
Row 5	varsity:	7	164	78%
Row 6	j.v.:	3	39	19%
Row 7	frosh:	1	7	3%
Row 8	total:		210	100%

- 1) Column 1, list the number of interscholastic teams offered for girls and boys at each competitive level; varsity, junior varsity, and freshman. (Refer to Form T-2, Accommodation of Interests and Abilities, Summary Program Chart 2, Column 1.)
- 2) For Column 2, list the number of participants at each level. For girls, total the entries in Rows 1, 2, and 3 into Row 4. For boys, total the entries in Rows 5, 6, and 7 into Row 8. (Refer to Form T-2, Accommodation of Interests and Abilities, Summary Program Chart 2, Column 2.)
- 3) For Column 3, calculate the percentage of female and male participants at each level.
  - For girls' varsity, junior varsity, and frosh, respectively:
    - Divide Column 2, Row 1 by Column 2, Row 4, and place the percentage in Column 3, Row 1.
    - Divide Column 2, Row 2 by Column 2, Row 4, and place the percentage in Column 3, Row 2.
    - Divide Column 2, Row 3 by Column 2, Row 4, and place the percentage in Column 3, Row 3.
    -
  - For boys' varsity, junior varsity, and frosh, respectively:
    - Divide Column 2, Row 5 by Column 2, Row 8, and place the percentage in Column 3, Row 5.
    - Divide Column 2, Row 6 by Column 2, Row 8, and place the percentage in Column 3, Row 6.
    - Divide Column 2, Row 7 by Column 2, Row 8, and place the percentage in Column 3, Row 7.

Principal's Signature:  Date: 4/14/06

**2005-2006  
ACTUAL EXPENDITURES - PROGRAM COMPARISON CHART 1  
TO INCLUDE BOOSTER CLUB FUNDING**

	equipment and supplies		travel		awards		coaches' salaries (to include supplemental and extended employment; dollar amount needed)		facilities improvements		publications (if sport-specific)	
	Expenditures		Expenditures		Expenditures		Expenditures		Expenditures		Expenditures	
	School	Booster	School	Booster	School	Booster	School	Booster	School	Booster	School	Booster
G basketball	\$7600.00		\$1200.00		\$300		\$6340.00		0		0	
B basketball	\$2800.00		\$4200.00		\$300		\$11,211.		0		0	
G softball	\$1200.00				\$150		\$3247.00		\$7400.00		0	
B baseball	\$1300.00				\$150		\$3901.00		0		0	
G cross country	\$200.00		\$300		\$100		\$2834.00		0		0	
B cross country	\$200.00		\$300		\$100		\$2834.00		0		0	
G golf									0		0	
B golf									0		0	
G soccer									0		0	
B soccer	\$5000.00		\$600		\$200		\$1932.00		0		0	
G swimming	\$200.00		\$100				\$1024.50		0		0	
B swimming	0						\$2049.00		0		0	

1. Total expenditures on T-35 and T-36 on the 2005-2006 year report due by April 15, 2006, should reflect the total monies spent (rounded off to nearest hundred) for the entire school year of 2004-2005 ending June 30, 2005.
2. Booster Club Funding/Contributions must be included in the expenditures total.

Principal's Signature:  Date: 

**2005-2006  
ACTUAL EXPENDITURES - PROGRAM COMPARISON CHART 2  
TO INCLUDE BOOSTER CLUB FUNDING**

	equipment and supplies		travel		awards		coaches' salaries (to include supplemental and extended employment; dollar amount needed)		facilities improvements		publications (if sport-specific)	
	Expenditures		Expenditures		Expenditures		Expenditures		Expenditures		Expenditures	
	School	Booster	School	Booster	School	Booster	School	Booster	School	Booster	School	Booster
G track	\$600.00		\$1000.00		\$200.00		\$5102.00		0			
B track	\$600.00		\$1000.00		\$200.00		\$4448.00		0			
G tennis	\$250.00		\$100.00		\$250.00		\$2711.00		0			
B tennis									0			
G volleyball	\$500.00		\$600.00		\$200.00		\$3858.00		0			
B wrestling	\$1200.00		\$1500.00		\$300.00		\$3963.00		0			
G (list sport)									0			
B football	\$5700.00		\$2600.00		\$450.00		\$13994		\$4500.00			
G (list sport)												
B (list sport)												

1. Total expenditures on T-35 and T-36 on the 2005-2006 year report due by April 15, 2006, should reflect the total monies spent (rounded off to nearest hundred) for the entire school year of 2004-2005 ending June 30, 2005.

2. Booster Club Funding/Contributions must be included in the expenditures total. 1 2 3

Indicate percentage of total expenditures for each gender:

Gender	Expenditures	Percentage
Boys	\$ 16,800.00	61%
Girls	\$ 10,550.00	39%
<b>Total</b>	<b>\$ 27,350.00</b>	<b>100%</b>

*\$80 spent per Article*  
*\$103 spent per Article*

Principal's Signature: *[Signature]* Date: *4/19/06*



**EXTRA SERVICE PAY SCHEDULE 2005-06**

**ATHLETIC AND RELATED ACTIVITIES IN SENIOR HIGH SCHOOLS**

TITLE		STEP 0	STEP 1	STEP 2	STEP 3	STEP 4
Athletic Director		4186	4840	5494	6148	6802
Head Football		3488	4034	4578	5124	5669
Head Basketball (1)		3488	4034	4578	5124	5669
Asst. Football		2093	2420	2747	3074	3401
JV Basketball (1)		2093	2420	2747	3074	3401
Track (1)		2093	2420	2747	3074	3401
Baseball		2093	2420	2747	3074	3401
Softball		2093	2420	2747	3074	3401
Wrestling		2093	2420	2747	3074	3401
Volleyball		2093	2420	2747	3074	3401
Cheerleaders		2093	2420	2747	3074	3401
JROTC Rifle Team		2093	2420	2747	3074	3401
Sch Tech Coordinator		2093	2420	2747	3074	3401
Drill Corps		1744	2020	2289	2562	2834
Cross Country (1)		1744	2020	2289	2562	2834
Field Hockey		1744	2020	2289	2562	2834
Soccer (1)		1744	2020	2289	2562	2834
Tennis (1)		1744	2020	2289	2562	2834
JV Volleyball		1395	1613	1831	2049	2267
Golf (1)		1395	1613	1831	2049	2267
Swimming		1395	1613	1831	2049	2267
Chess Sponsor		1395	1613	1831	2049	2267
ROTC Drill Team		1395	1613	1831	2049	2267
Asst. Wrestling	26	1395	1613	1831	2049	2267
Asst. Field Hockey	JV SCH	1395	1613	1831	2049	2267
Asst. Track (1)	32	1047	1210	1373	1537	1701
Asst. Soccer (1)	JV SCH	1047	1210	1373	1537	1701
Freshman Basketball (1)		1047	1210	1373	1537	1701
Freshman Football		1047	1210	1373	1537	1701

**ASSISTANT ATHLETIC DIRECTOR'S (GAME MANAGERS)**

TITLE		STEP 0	STEP 1	STEP 2	STEP 3	STEP 4
Assistant Athletic Director		1700	2000	2300	2600	3000

Schools will be required to pay the listed Board approved scale. However, step progression is not mandatory.

**SCHOOL FUNDED SPORT/SUPPORT POSITIONS**

TITLE		STEP 0	STEP 1	STEP 2	STEP 3	STEP 4
SCHOOL FUNDED SPORT/SUPPORT		200	500	800	1100	1400

Schools will be required to pay the listed Board approved scale. However, step progression is not mandatory.

**OTHER ACTIVITIES IN SENIOR HIGH SCHOOLS AND \*YPAS**

Title	STEP 0	STEP 1	STEP 2	STEP 3	STEP 4
Band Director	3140	3630	4120	4611	5102
Academic Competition Coordinator	2093	2420	2747	3074	3401
Asst Band Director <b>3</b>	1395	1613	1831	2049	2267
*Choral Director	1395	1613	1831	2049	2267
Newspaper Sponsor	1395	1613	1831	2049	2267
Yearbook Sponsor	1395	1613	1831	2049	2267
*Drama Sponsor	1395	1613	1831	2049	2267
Speech and Debate	1395	1613	1831	2049	2267
*Instrumental Band Dir	1395	1613	1831	2049	2267
*Instrumental Strings Dir	1395	1613	1831	2049	2267
Orchestra (Concert) Dir	1395	1613	1831	2049	2267
Quick Recall Sponsor	1395	1613	1831	2049	2267
**JV Quick Recall Sponsor	500				
**Future Problem Solving Sponsor	318				

Band Director: Out of County Band Camp \$80.00 per day, Maximum 7 days

**ATHLETIC AND RELATED ACTIVITIES IN MIDDLE SCHOOLS**

TITLE	STEP 0	STEP 1	STEP 2	STEP 3	STEP 4
School Tech Coordinator	1744	2020	2289	2562	2834
Basketball (1)	1047	1210.	1373	1537	1701
Academic Competition	1047	1210.	1373	1537	1701
Cheerleaders	698	807	916	1025	1134
Drill Corps	349	403	458	512	567
Quick Recall	349	403	458	512	567
Future Problem Solving	349	403	458	512	567
Activities Sponsor	349	403	458	512	567

**ACTIVITIES IN ELEMENTARY SCHOOLS**

TITLE	STEP 0	STEP 1	STEP 2	STEP 3	STEP 4
School Tech Coordinator	1395	1613	1831	2049	2267

(1) Increment times 1.5 is paid to a person who coaches both teams.

**2** Increment is for teams which meet approved participation levels.

**3** Increment is for 100 or more members of marching band.

\*\* Paid by the Academic Competition Department and not subject to step increases.

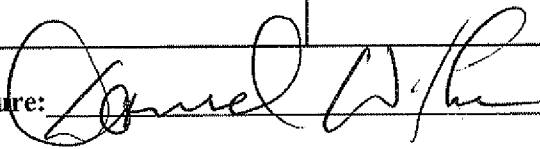
**2005-2006 KHSAA TITLE IX ATHLETICS AUDIT**  
**Checklist - Overall Interscholastic Athletics Program**

KHSAA  
Form T41  
Rev. 9/05

**DIRECTIONS:**

For the Areas of Compliance (Opportunities and Benefits) listed on the left hand side of the page, place a checkmark under the appropriate column identifying whether your school provided an advantage to the Girls' Program, or to the Boys' Program or to Neither Program.

Areas of Compliance:	ADVANTAGE TO:		
	GIRLS' PROGRAM	BOYS' PROGRAM	NEITHER PROGRAM
<b>OPPORTUNITIES</b>			
Accommodation of Interest and Abilities			X
<b>BENEFITS</b>			
Equipment and Supplies		X	
Scheduling of Games and Practice Time			X
Travel and Per Diem Allowances		X	
Coaching		X	
Locker Rooms, Practice and Competitive Facilities			X
Medical and Training Facilities and Services			X
Publicity			X
Support Services			X
Athletic Scholarships			X
Tutoring			X
Housing and Dining Facilities and Services			X
Recruitment of Student Athletes			X

Principal's Signature:  Date: 9/14/06

SCHOOL NAME  
Central High School



2005-2006  
TITLE IX

CORRECTIVE ACTION PLAN

**DIRECTIONS:**

1. For Column 1, indicate the intended area which needs corrective action in order to achieve gender equity. For Column 2, write the suggested change or activities that will correct the area in need of alteration. For Column 3, include the estimated completion date for the changes or activities.
2. It is possible to attain compliance with Title IX and no longer need "corrective" action. However, the KHSAA strongly encourages compliant schools to identify items for improvement (Column 1), activities to accomplish the improvement (Column 2) and a timetable for completion (Column 3) that will strengthen the athletic program.
3. You may copy this form as needed. Please attach corrective action plans along with audit forms and submit by April 15, 2006.

COLUMN 1 ITEM FOR CORRECTION/ IMPROVEMENT	COLUMN 2 SUGGESTED CHANGE/ ACTIVITIES	COLUMN 3 TIME TABLE FOR CORRECTIVE ACTION/ COMPLETION
Girls Basketball Locker room	Install 20 need wooden lockers and replace the existing carpet	Summer of 2006
Softball field	Install a scoreboard	Spring of 2007
Replace volleyball uniforms	New volleyball uniforms	Fall of 2006
Purchase girls soccer uniforms	New girls soccer uniforms	Fall of 2006

Principal's Signature:  Date: 



2005-2006 INTERSCHOLASTIC  
ATHLETICS SURVEY  
Summary of Student Responses

KHSAA  
Form T63  
Rev. 9/05

School Name: Central High School  
School Enrollment: 959(SHOULD AGREE WITH FORM T-1)  
Date: 4-14-2006  
Completed By: Marlon Miller

**Instructions:**

1. Summarize the Student Athletics Interest Surveys Form T-61 by listing the total number of responses on the line next to each sport.
2. Under the Other Category please provide a listing of the sports as well as the number of students who are interested in participating.
3. Please sign and date this Summary Form (T-63) and mail this Summary Form only to the KHSAA by April 15, 2006. Do not mail the student surveys (Form T-61). However, these Forms should be maintained in your files in the event they are requested subsequently.

800 Number of Surveys  
452 Total Returned (*A minimum of 80% return is expected*)  
9-12 Grades Surveyed (*Should be grades 9-11 and 8<sup>th</sup> grade if school has a feeder system*)

How Was The Survey Administered? Magnet Classes  
(e.g. was it given in all English classes, or all home rooms, or advisee/advisor?)

**KHSAA Sanctioned Fall Sports** (*List Total Number of Participation Responses*)

31 Cross Country (Girls)  
76 Cross Country (Boys)  
120 Football (Boys)  
11 Golf (Girls)  
7 Golf (Boys)  
24 Soccer (Girls)  
25 Soccer (Boys)  
94 Volleyball (Girls)

**Winter Sport** (*List Total Number of Participation Responses*)

<u>62</u>	Basketball (Girls)
<u>80</u>	Basketball (Boys)
<u>64</u>	Indoor Track (Girls)
<u>64</u>	Indoor Track (Boys)
<u>59</u>	Swimming & Diving (Girls)
<u>20</u>	Swimming & Diving (Boys)
<u>34</u>	Wrestling (Boys)

**Spring Sport** (*List Total Number of Participation Responses*)

<u>44</u>	Baseball (Boys)
<u>31</u>	Fast Pitch Softball (Girls)
<u>34</u>	Slow Pitch Softball (Girls)
<u>83</u>	Tennis (Girls)
<u>20</u>	Tennis (Boys)
<u>73</u>	Track (Girls)
<u>69</u>	Track (Boys)

**Non-KHSAA Sanctioned Sports** (*From Student Survey T-61 Question 10*)

<u>38</u>	Archery
<u>31</u>	Field Hockey
<u>141</u>	Bowling
<u>14</u>	Boys' Gymnastics
<u>113</u>	Girls' Gymnastics
<u>21</u>	Ice Hockey
<u>14</u>	Boys' Lacrosse
<u>17</u>	Girls' Lacrosse
<u>52</u>	Rifle
<u>23</u>	Rodeo
<u>14</u>	Boys' Volleyball
<u>25</u>	Water Polo
<u>72</u>	Weightlifting

**Number of Students who participate in Intramural Sports**

(*From Student Survey T-61 Question 5*)

<u>Sport</u>	<u>Number</u>
Bowling	54
Soccer	54
Track	50
Basketball	130

**List Intramural Sports students are interested in adding:**  
*(From Student Survey T-61 Question 6)*

<u>Sport</u>	<u>Number</u>
Powder puff football, bowling	223
Hockey volleyball	5
Flag football	56
Lacrosse	10
Golf, indoor soccer	45

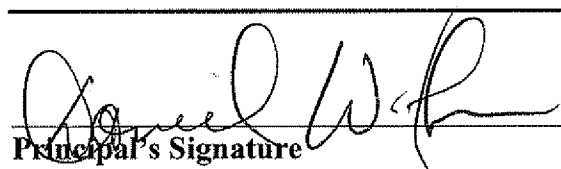
**Participation in Non-School Sports Activities**  
*(From Student Survey T-61 Question 7)*

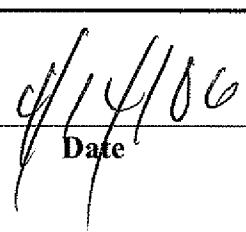
<u>Sport</u>	<u>Number</u>
AAU basketball	70
Tennis	20

**Reasons for not participating in interscholastic athletics**  
*(From Survey Question 8)*

- 21 I prefer other activities such as band, chorus, etc.
- 97 I don't have time
- 21 The practice schedules and game times are inconvenient
- 20 The sport I like isn't offered
- 9 It's too expensive
- 11 I prefer to participate in club or intramural sports
- 69 Working
- 64 Other:

Student Suggestions to encourage participation  
 Make cheerleading and dance team a sport, make more announcements, do a better job of advertising sports, and have coaches visit classes to talk about their participation in sports.

  
 Principal's Signature

  
 Date

**Grade Summary 9 to 14**

Attendance Totals For: 3/13/06 Codes: J|L|2F|3|4S|@|AU|AX|EHO|HJ|HX|IN|S|TU|TX|U|P|X|P|

Grade	Member		Monday Attendance			Membership By Ethnicity						Other												
	M	F	T	Pres	Abs	Tdy	White (not)			Black (not)			Hispanic			Asian/Pacif			American In					
	M	F	T	M	F	T	M	F	T	M	F	T	M	F	T	M	F	T	M	F	T			
Grade: 09	103	186	289	277.0	12.0	13	9	17	26	83	157	240	7	5	12	3	3	6				1	4	5
				95.8%	4.2%	4.8%			9.00%		83.04%			4.15%		2.08%								1.73%
Grade: 10	74	158	232	217.0	15.0	6	11	14	25	58	138	196	4	3	7	1	1				1	2	3	
				93.5%	6.5%	2.6%			10.78%		84.48%			3.02%		0.43%								1.29%
Grade: 11	54	133	187	172.5	14.5	8	5	13	18	42	111	153	3	2	5	4	4	8				3	3	
				92.2%	7.8%	4.3%			9.63%		81.82%			2.67%		4.28%								1.80%
Grade: 12	90	151	241	216.5	24.5	11	11	20	31	74	127	201	3	4	7	2	2							
				89.8%	10.2%	4.6%			12.86%		83.40%			2.90%		0.83%								
Grade: 14	7	3	10	10.0			3	3	3	4	3	7												
				100%					30.00%		70.00%													
<b>Totals:</b>	<b>328</b>	<b>631</b>	<b>959</b>	<b>893.0</b>	<b>66.0</b>	<b>38</b>	<b>39</b>	<b>64</b>	<b>103</b>	<b>261</b>	<b>536</b>	<b>797</b>	<b>17</b>	<b>14</b>	<b>31</b>	<b>9</b>	<b>8</b>	<b>17</b>			<b>2</b>	<b>9</b>	<b>11</b>	
				93.1%	6.9%	4.0%			10.74%		83.11%			3.23%		1.77%							1.15%	