

**KHSAA TITLE IX
ANNUAL REPORT SUBMISSION
STATUS REPORT
2005-2006**

KHSAA
Form T65 Revised 8/05

TO: KHSAA Member School Superintendents, Principals, and Athletic Directors

FROM: Brigid L. DeVries, Commissioner
Larry Boucher, Assistant Commissioner

DATE: 10/2/2006

School	Christian Academy of Louisville	Reviewed by	Gary W. Lawson
--------	---------------------------------	-------------	----------------

The following is a status report regarding the required 2005 - 2006 Title IX Annual Report submission of forms due into the KHSAA office by April 15, 2006. Appropriate KHSAA Audit Team personnel have reviewed these forms and the following is a summary of this review.

I. Checklist of Forms properly submitted in a satisfactory manner:

<input checked="" type="checkbox"/>	GE 19 (Annual Verification)	<input checked="" type="checkbox"/>	T-35 (Budget Expenses)
<input checked="" type="checkbox"/>	T-1 (Summary Program Chart 1)	<input checked="" type="checkbox"/>	T-36 (Budget Expenses)
<input checked="" type="checkbox"/>	T-2 (Summary Program Chart 2)	<input checked="" type="checkbox"/>	T-41 (Checklist -- Overall Interscholastic Program)
<input checked="" type="checkbox"/>	T-3 (Summary Program Chart 3)	<input checked="" type="checkbox"/>	T-60 (Corrective Action Plan)
<input checked="" type="checkbox"/>	T-4 (Summary Program Chart 4)	<input checked="" type="checkbox"/>	T-63 (Interscholastic Survey Results)

II. Status

A.		2005 - 2006 Forms are satisfactory and no further information or action is necessary at this time.
B.		Errors have been noted with respect to the following forms:
C.		The following forms were omitted and must be submitted by school representatives:
D.	<input checked="" type="checkbox"/>	Other Recommendation and Comments: All calculations appear correct and report is in good order. The data submitted indicates that the school is currently meeting the standard established in test #1 for provision of athletic opportunities. School officials are reminded that spending for athletic benefits should be somewhat reflective of the percentage of athletic participants indicated on T-1.



**2005-2006 KENTUCKY HIGH SCHOOL ATHLETIC ASSOCIATION
ANNUAL VERIFICATION OF TITLE IX PROCEDURES**
(To be submitted by April 15, 2006 along with other required forms)

KHSAA
Form GE19
Rev. 9/05

The Christian Academy of Louisville High School, Louisville, Kentucky
(Name of High School) (City)

certifies to the Kentucky High School Athletic Association that the following is an accurate and true representation of the facts surrounding compliance with 20 U.S.C. Sections 1681-1688, et. Seq. (also known as Title IX)

I certify the following provisions in accordance with records at the school contained in the permanent Title IX file, and to the best of my knowledge have completed the following tasks (All boxes must be checked).

X Established a gender equity committee at the high school. (list committee personnel and provide attachment if necessary)

Name	Address	Phone	Title
Valerie Cook	13506 Terrace Creek Dr. #203	Louis, 40245	teacher/coach
Lisa Martel	10014 Glen Meadow Rd	502-394-9419	Parent
Susan West	1310 Blackburn Rd, 40299	502-244-3769	parent
Linda Rafla	8406 Gant Court	502-241-4446	Assistant Principal
Mike Music	3408 S. Winchester Acres	502-244-5396	teacher
Paige Mathis	14503 Clearlake Pl.	502-290-3581	student
Allison Martel	10014 Glen Meadow Rd	502-394-9419	student

X Scheduled a minimum of three meetings during the 2005-2006 school year on the following dates:

November 20, 2005

March 13, 2006

April 11, 2006

X Designated the following person(s) as the Title IX coordinator for the school:

Jeff Imlay Athletic Director 11312 Sullivan Ct. Louisville, 49229 502-244-3225

X School personnel are continuing to make periodic reviews of the boys' and girls' athletics program reflected in the Corrective Action Plan.

X In addition to the above information, the above referenced school maintains a complete permanent file relative to Title IX records including copies of the self-assessment audit, all corrective action plans, and other related materials.

Principal's Signature

3/31 2006
Date

Superintendent Signature

*
School Board Chairpersons' Signature

(Send original copy to KHSAA - Maintain duplicate in Title IX school folder)

*
MR. Stephen Scott, Board Chairman,
was only able to sign document
via fax return - See attached form
w/ signature -

2005-2006 KENTUCKY HIGH SCHOOL ATHLETIC ASSOCIATION ANNUAL VERIFICATION OF TITLE IX PROCEDURES

(To be submitted by April 15, 2006 along with other required forms)

KHSAA
Form GE19
Rev. 9/05

The Christian Academy of Louisville High School, Louisville, Kentucky
(Name of High School) (City)

certifies to the Kentucky High School Athletic Association that the following is an accurate and true representation of the facts surrounding compliance with 20 U.S.C. Sections 1681-1688, et. Seq. (also known as Title IX)

I certify the following provisions in accordance with records at the school contained in the permanent Title IX file, and to the best of my knowledge have completed the following tasks (All boxes must be checked).

X Established a gender equity committee at the high school. (list committee personnel and provide attachment if necessary)

Name	Address	Phone	Title
Valerie Cook	13506 Terrace Creek Dr. #2031, Louisville, 40245	502-394-9419	teacher/coach
Lisa Martel	10014 Glen Meadow Rd	502-244-3769	Parent
Susan West	1310 Blackburn Rd, 40299	502-241-4446	parent
Linda Rafia	8406 Gant Court	502-244-5396	Assistant Principal
Mike Music	3408 S. Winchester Acres	502-290-3581	teacher
Paige Mathis	14503 Clearlake Pl.	502-394-9419	student
Allison Martel	10014 Glen Meadow Rd		student

X Scheduled a minimum of three meetings during the 2005-2006 school year on the following dates:

November 20, 2005

March 13, 2006

April 11, 2006

X Designated the following person(s) as the Title IX coordinator for the school:

Jeff Imley Athletic Director 11312 Sullivan Ct. Louisville, 49229 502-244-3225

X School personnel are continuing to make periodic reviews of the boys' and girls' athletics program reflected in the Corrective Action Plan.

X In addition to the above information, the above referenced school maintains a complete permanent file relative to Title IX records including copies of the self-assessment audit, all corrective action plans, and other related materials.


Principal's Signature

3/31 2006
Date


Superintendent Signature


School Board Chairpersons' Signature

(Send original copy to KHSAA - Maintain duplicate in Title IX school folder)

2005-2006
ACCOMMODATION OF INTERESTS AND ABILITIES
SUMMARY PROGRAM CHART 1

KHSAA
Form T1
Rev. 9/05

Participation Opportunities Test One

		(Column 1)	(Column 2)	(Column 3)	(Column 4)
	Program	Enrollment	Percentage of Total Enrollment	Number of Interscholastic Participants (double and triple count)	Percentage of Total Participation
Row 1	GIRLS	338	55	255	53
Row 2	BOYS	278	45	230	47
Row 3	Totals	616	100%	485	100%

Instructions:

*Number of 8th grade students & below used in Column 3 and Column 4 calculations if applicable: 31

- 1) Determine the total number of girls enrolled, (place in Row 1, Column 1). Determine the total number of boys enrolled, (place in Row 2, Column 1).
- 2) Add the total number of girls and boys enrolled to determine total enrollment, (place in Row 3, Column 1).
- 3) Calculate the percentage of total enrollment that is female. (Divide Row 1, Column 1 by row 3, Column 1 and place in Row 1, Column 2.) Calculate the percentage of total enrollment that is male. (Divide Row 2, Column 1 by Row 3, Column 1 and place in Row 2, Column 2.) Note: Row 1, Column 2 plus Row 2, Column 2 should total 100%.
- 4) Ask the head coaches to review the most updated eligibility or squad lists for their teams. Ask coaches to confirm the names of those individuals who are on the team as of the first **date of competition**, and cross out the names of those who were cut from the team or quit the team prior to the first competitive event. Determine the total number of interscholastic athletics participants that are girls, (and place in Row 1, Column 3). In order to determine the total number of athletics participants, an individual should be counted each time he or she participates on a team. For example, if Jane Doe competes on the varsity volleyball team, the junior varsity volleyball team, the junior varsity basketball team, and the varsity softball team, she should be counted as four participants (**do not include club or intramural sports participants, cheerleaders, dance teams, or pom squads**). Calculate the same way for boys and girls. * In addition, should 8th grade students and below play on a Freshman, Junior Varsity, or Varsity team, they should also be counted for each team and sport on which they participate. If applicable, please asterisk the above notation as to how many 8th grade students & below are included in the totals. Using the same procedure, determine the total number of interscholastic athletic participants that are boys, (and place in Row 2, Column 3). Add Row 1, Column 3 plus Row 2, Column 3 to get total participants and place in Row 3, Column 3.
- 5) Calculate the percentage of female participation. (Row 1, Column 3 divided by Row 3, Column 3 and place in Row 1, Column 4.) Calculate the percentage of male participation. (Row 2, Column 3 divided by Row 3, Column 3 and place in Row 2, Column 4.) Note: Row 1, Column 4 plus Row 2, Column 4 should total 100%.

Note: While being within three percent is not a formal compliance standard; if the percent listed in Row 1, Column 4 is within 3% of Row 1, Column 2, then it provides a good target within which compliance is likely.

Principal's Signature: 

Date: 3/31/06

2005-2006
ACCOMMODATION OF INTERESTS AND ABILITIES
SUMMARY PROGRAM CHART 2

KHSAA
Form T2
Rev. 8/03

Participation Opportunities Test Two

			Column 1	Column 2	Column 3	Column 4	Column 5
Program			Number of Teams Currently Offered	Number of Participants	Number of Teams Added in Last Five Years	Number of Participants Added in Last Five Years	Percent of Total Participation By Sex Added in Last 5 Years
GIRLS	Row 1	varsity:	10	122	0	0	
	Row 2	j.v.:	6	115	2	12	
	Row 3	frosh:	2	18	0	0	
	Row 4	total:	18	255	2	12	5%
BOYS	Row 5	varsity:	9	144	0	0	
	Row 6	j.v.:	5	75	1	8	
	Row 7	frosh:	1	11	0	0	
	Row 8	total:	15	230	1	8	3%

- 1) For Column 1, list the number of interscholastic teams offered for girls and boys at each competitive level (varsity, junior varsity, and freshman). For girls, total each of the entries in Rows 1, 2, and 3 into Row 4. For boys, total Rows 5, 6, and 7 into Row 8.
- 2) For Column 2, list the number of participants at each level. For girls, total each of the entries in Rows 1, 2, and 3 into Row 4. For boys, total Rows 5, 6, and 7 into Row 8. **Note:** The totals in Row 4 for girls and in Row 8 for boys must be the same as the totals in Form T-1, Column 3, Rows 1 and 2 respectively.
- 3) For Column 3, list the number of interscholastic teams that have been added in the last five years at each competitive level. Count each team added during the 5 year period only one time. e.g. Girl's junior varsity soccer was added 3 years ago, count the team only once, not 3 times. For girls, total the entries in Rows 1, 2, and 3 into Row 4. For boys, total Rows 5, 6, and 7 into Row 8.
- 4) For Column 4, list the number of participants that are currently on each level of the teams that were added in the last five years. If a team was added previously but no longer exists, there are no current participants to be added for that team. For girls, total the entries in Rows 1, 2, and 3 into Row 4. For boys, total Rows 5, 6, and 7 into Row 8.
- 5) For Column 5, calculate the percentage of participants that have been added in the last five years. For girls, take the number in Column 4, Row 4 and divide by the number in Column 2, Row 4. For boys, take the number in Column 4, Row 8 and divide it by the number in Column 2, Row 8.

Note: If the percentage of current participants added in the last five years is 25% or greater, compliance with test two may be possible. If less than 25%, then compliance with test three should be analyzed. **CAUTION:** 25% is not a formal compliance standard.

Principal's Signature: _____

Date: _____

[Handwritten Signature]

3/31/06

2005-2006
ACCOMMODATION OF INTERESTS AND ABILITIES
SUMMARY PROGRAM CHART 3

Participation Opportunities Test Three

FOR ANY QUESTION ANSWERED "YES" IDENTIFY THE RESPECTIVE SPORT(S).

	GIRLS (Yes / No)		BOYS (Yes / No)
1. For a sport not currently played at the interscholastic level (varsity, junior varsity, or freshman) in your school, is there an intramural team offered for that sport?	No		No
2. For a sport <u>not</u> currently offered in your interscholastic athletics program, is there sufficient interest to form a viable interscholastic team based on participation on an intramural team or community recreation teams?	Yes lacrosse		Yes lacrosse
3. For a sport <u>not</u> currently offered, is there sufficient interest, based on your most recent Student Interest Survey, to form a viable interscholastic team based on student responses from the interscholastic survey? If yes, what sport?	Yes lacrosse		Yes lacrosse
4. For a sport currently offered at the varsity level only, is there sufficient interest, based on your most recent Student Interest Survey, to form a viable team for a junior varsity or freshman team that is not currently offered?	No		No
5. For a sport currently offered at the junior varsity or freshman level is there sufficient interest, based on your most recent Student Interest Survey, to form a varsity team not currently offered?	Yes		Yes
6. If you answered YES to question (1), (2), (3), (4), or (5), are there enough high schools in your geographic area offering the sport (at the appropriate level) to allow for the development of a reasonable schedule of competition?	No		No

Principal's Signature: _____



Date: _____

3/31/06

2005-2006
ACCOMODATION OF INTERESTS AND ABILITIES
SUMMARY PROGRAM CHART 4

Levels of Competition Test One

		Column 1	Column 2	Column 3
Girls	Team Levels	Number of Teams Currently Offered	Number of Participants	Percentage of Participants at Each Level
Row 1	varsity:	10	122	48
Row 2	j.v.:	6	115	45
Row 3	frosh:	2	18	7
Row 4	total:		255	100%
Boys				
Row 5	varsity:	9	144	60
Row 6	j.v.:	5	75	31
Row 7	frosh:	1	11	9
Row 8	total:		230	100%

- 1) Column 1, list the number of interscholastic teams offered for girls and boys at each competitive level; varsity, junior varsity, and freshman. (Refer to Form T-2, Accommodation of Interests and Abilities, Summary Program Chart 2, Column 1.)
- 2) For Column 2, list the number of participants at each level. For girls, total the entries in Rows 1, 2, and 3 into Row 4. For boys, total the entries in Rows 5, 6, and 7 into Row 8. (Refer to Form T-2, Accommodation of Interests and Abilities, Summary Program Chart 2, Column 2.)
- 3) For Column 3, calculate the percentage of female and male participants at each level.
For girls' varsity, junior varsity, and frosh, respectively:
 - Divide Column 2, Row 1 by Column 2, Row 4, and place the percentage in Column 3, Row 1.
 - Divide Column 2, Row 2 by Column 2, Row 4, and place the percentage in Column 3, Row 2.
 - Divide Column 2, Row 3 by Column 2, Row 4, and place the percentage in Column 3, Row 3.
 -
 For boys' varsity, junior varsity, and frosh, respectively:
 - Divide Column 2, Row 5 by Column 2, Row 8, and place the percentage in Column 3, Row 5.
 - Divide Column 2, Row 6 by Column 2, Row 8, and place the percentage in Column 3, Row 6.
 - Divide Column 2, Row 7 by Column 2, Row 8, and place the percentage in Column 3, Row 7.

Principal's Signature: _____

Date: _____

ACTUAL EXPENDITURES - PROGRAM COMPARISON CHART 1
TO INCLUDE BOOSTER CLUB FUNDING

	equipment and supplies		travel		awards		coaches' salaries (to include supplemental and extended employment; <i>dollar amount needed</i>)		facilities improvements		publications (if sport-specific)	
	Expenditures		Expenditures		Expenditures		Expenditures		Expenditures		Expenditures	
	School	Booster	School	Booster	School	Booster	School	Booster	School	Booster	School	Booster
G basketball	500	0	1161	0	0	0	7500	0	NA	NA	NA	NA
B basketball	500	0	1105	0	0	0	8000	0	NA	NA	NA	NA
G softball	975	0	541	0	0	0	3200	0	NA	NA	NA	NA
B baseball	915	0	321	0	0	0	3200	0	NA	NA	NA	NA
G cross country	641	0	203	0	0	0	1600	0	NA	NA	NA	NA
B cross country	641	0	203	0	0	0	1600	0	NA	NA	NA	NA
G golf	975	0	250	0	0	0	1700	0	NA	NA	NA	NA
B golf	1200	0	165	0	0	0	1700	0	NA	NA	NA	NA
G soccer	403	0	375	0	0	0	2650	0	NA	NA	NA	NA
B soccer	333	0	0	0	0	0	2600	0	NA	NA	NA	NA
G swimming	1200	0	125	0	0	0	1600	0	NA	NA	NA	NA
B swimming	1200	0	125	0	0	0	1600	0	NA	NA	NA	NA

1. Total expenditures on T-35 and T-36 on the 2005-2006 year report due by April 15, 2006, should reflect the total monies spent (rounded off to nearest hundred) for the entire school year of 2004-2005 ending June 30, 2005.
2. Booster Club Funding/Contributions must be included in the expenditures total.

Principal's Signature:



Date:

3/31/06

2005-2006

KHSAA
Form 136
REV. 9/05

ACTUAL EXPENDITURES - PROGRAM COMPARISON CHART 2
TO INCLUDE BOOSTER CLUB FUNDING

	equipment and supplies		travel		awards		coaches' salaries (to include supplemental and extended employment; dollar amount needed)		facilities improvements		publications (if sport-specific)	
	Expenditures		Expenditures		Expenditures		Expenditures		Expenditures		Expenditures	
	School	Booster	School	Booster	School	Booster	School	Booster	School	Booster	School	Booster
G track	375	0	220	0	0	0	2000	0	0	0	0	0
B track	375	0	220	0	0	0	2000	0	0	0	0	0
G tennis	1326	0	211	0	0	0	2300	0	0	0	0	0
B tennis	1020	0	150	0	0	0	1750	0	0	0	0	0
G volleyball	951	0	0	0	0	0	3400	0	0	0	0	0
B wrestling	NA	NA	NA	NA	NA	NA	NA	NA	NA	NA	NA	NA
G Field Hockey	578	0	0	0	0	0	4400	0	0	0	0	0
B football	10,429	0	2420	0	0	0	11000	0	0	0	0	0
G (list sport)												
B (list sport)												

1. Total expenditures on T-35 and T-36 on the 2005-2006 year report due by April 15, 2006, should reflect the total monies spent (rounded off to nearest hundred) for the entire school year of 2004-2005 ending June 30, 2005.
2. Booster Club Funding/Contributions must be included in the expenditures total.

Indicate percentage of total expenditures for each gender:

Gender	Expenditures	Percentage
Boys	\$53,872	57
Girls	\$41,180	43
Total	\$95,052	100%

Principal's Signature: _____

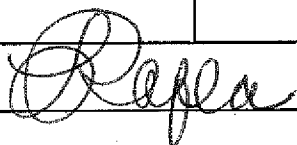
Date: _____

2005-2006 KHSAA TITLE IX ATHLETICS AUDITKHSAA
Form T41
Rev. 9/05**Checklist - Overall Interscholastic Athletics Program****DIRECTIONS:**

For the Areas of Compliance (Opportunities and Benefits) listed on the left hand side of the page, place a checkmark under the appropriate column identifying whether your school provided an advantage to the Girls' Program, or to the Boys' Program or to Neither Program.

Areas of Compliance:	ADVANTAGE TO:		
	GIRLS' PROGRAM	BOYS' PROGRAM	NEITHER PROGRAM
OPPORTUNITIES			
Accommodation of Interest and Abilities			X
BENEFITS			
Equipment and Supplies			X
Scheduling of Games and Practice Time			X
Travel and Per Diem Allowances			X
Coaching			X
Locker Rooms, Practice and Competitive Facilities			X
Medical and Training Facilities and Services			X
Publicity			X
Support Services			X
Athletic Scholarships			na
Tutoring			na
Housing and Dining Facilities and Services			na
Recruitment of Student Athletes			na

Principal's Signature: _____



Date: _____

3/31/06

SCHOOL NAME
Christian Academy of Louisville

2005-2006
TITLE IX

KHSAA
Form 160
Rev 9/05


CORRECTIVE ACTION PLAN

DIRECTIONS:

1. For Column 1, indicate the intended area which needs corrective action in order to achieve gender equity. For Column 2, write the suggested change or activities that will correct the area in need of alteration. For Column 3, include the estimated completion date for the changes or activities.
2. It is possible to attain compliance with Title IX and no longer need "corrective" action. However, the KHSAA strongly encourages compliant schools to identify items for improvement (Column 1), activities to accomplish the improvement (Column 2) and a timetable for completion (Column 3) that will strengthen the athletic program.
3. You may copy this form as needed. Please attach corrective action plans along with audit forms and submit by April 15, 2006.

COLUMN 1	COLUMN 2	COLUMN 3
ITEM FOR CORRECTION/ IMPROVEMENT	SUGGESTED CHANGE/ ACTIVITIES	TIME TABLE FOR CORRECTIVE ACTION/ COMPLETION
Adding additional Freshman Basketball games. This year made schedule, but lack of interest.	Recruit kids to play Freshman schedule. Schedule a full freshman Girls Basketball schedule.	Next year
Add Freshman Field Hockey back. This year, we had tryouts, not enough interest. Will try to add again	Recruit kids to play Freshman Girls Field Hockey	Next year and as needed
Continue to add Female Coaches in key roles. This year, added Head Female in Field Hockey.	Continue to add female head coaches and assistant coaches as can. Next year add a female assistant in Girls Soccer and Field Hockey.	Next year and as needed.

Principal's Signature:



Date:

3/31/06



2005-2006 INTERSCHOLASTIC
ATHLETICS SURVEY
Summary of Student Responses

KHSAA
Form T63
Rev. 9/05

School Name: Christian Academy of Louisville

School Enrollment: 616

Date: January 17, 2006 was when survey was done.

Completed By: Each Home room teacher and compiled by athletic intern.

Instructions:

1. Summarize the Student Athletics Interest Surveys Form T-61 by listing the total number of responses on the line next to each sport.
2. Under the Other Category please provide a listing of the sports as well as the number of students who are interested in participating.
3. Please sign and date this Summary Form (T-63) and mail this Summary Form only to the KHSAA by April 15, 2006. Do not mail the student surveys (Form T-61). However, these Forms should be maintained in your files in the event they are requested subsequently.

620 Number of Surveys

539 Total Returned (*A minimum of 80% return is expected*)

8-11 Grades Surveyed (*Should be grades 9-11 and 8th grade if school has a feeder system*)

How Was The Survey Administered? All home rooms

(e.g. was it given in all English classes, or all home rooms, or advisee/advisor?)

KHSAA Sanctioned Fall Sports (*List Total Number of Participation Responses*)

34 Cross Country (Girls)

17 Cross Country (Boys)

104 Football (Boys)

21 Golf (Girls)

29 Golf (Boys)

59 Soccer (Girls)

50 Soccer (Boys)

45 Volleyball (Girls)

Winter Sport (*List Total Number of Participation Responses*)

42	Basketball (Girls)
69	Basketball (Boys)
45	Indoor Track (Girls)
39	Indoor Track (Boys)
33	Swimming & Diving (Girls)
11	Swimming & Diving (Boys)
40	Wrestling (Boys)

Spring Sport (*List Total Number of Participation Responses*)

62	Baseball (Boys)
38	Fast Pitch Softball (Girls)
14	Slow Pitch Softball (Girls)
50	Tennis (Girls)
26	Tennis (Boys)
69	Track (Girls)
51	Track (Boys)

Non-KHSAA Sanctioned Sports (*From Student Survey T-61 Question 10*)

99	Archery
55	Field Hockey
104	Bowling
7	Boys' Gymnastics
39	Girls' Gymnastics
77	Ice Hockey
67	Boys' Lacrosse
78	Girls' Lacrosse
107	Rifle
85	Rodeo
14	Boys' Volleyball
47	Water Polo
54	Weightlifting

Number of Students who participate in Intramural Sports*(From Student Survey T-61 Question 5)***CAL does not have intramural sports. The only intramural sport we have is one Powder-puff game.**

<u>Sport</u>	<u>Number</u>
Powder-puff	90

List Intramural Sports students are interested in adding:

(From Student Survey T-61 Question 6)

<u>Sport</u>	<u>Number</u>
Basketball	1
Rugby	1
Lacrosse	12
Ice Hockey	2
Dance	5

Participation in Non-School Sports Activities

(From Student Survey T-61 Question 7)

<u>Sport</u>	<u>Number</u>
Soccer	3
Dance	2
Baseball	1
Bowling	11
Lacrosse	9
Tennis	2

Reasons for not participating in interscholastic athletics

(From Survey Question 8)


- 25 I prefer other activities such as band, chorus, etc.
70 I don't have time
18 The practice schedules and game times are inconvenient
27 The sport I like isn't offered
6 It's too expensive
10 I prefer to participate in club or intramural sports
21 Working
44 Other:

Student Suggestions to encourage participation

Have more non-competitive teams

More advertisement

Focus on developing more sports



Principal's Signature

3/31/06

Date