



Kentucky High School Athletic Association

2280 Executive Drive ° Lexington, KY 40505 ° www.khsaa.org ° (859)299-5472 (859)293-5999 (fax)

MEMORANDUM

To: Superintendent, Principal, and Athletic Director
Glasgow High School

From: Brigid L. DeVries, Commissioner
Larry Boucher, Assistant Commissioner


Date: July 25, 2006

Subject: 2005-2006 Title IX Annual Report Forms Submission

Enclosed please find a copy of Form T-65, the 2005-2006 KHSAA Title IX Annual Report Submission Status Report. In addition, you may find an attachment with corrected copies of the forms submitted by your school personnel. Please review this information so the forms can be completed accurately in the future.

Also, KHSAA Audit Team Members may have requested resubmission of some of the 2005-2006 Annual Report Forms or need additional information on your athletic programs. Please submit this information by the date requested if this is applicable. Copies and all KHSAA Title IX documents must be kept current and included in your permanent Title IX File at the school. All documents are subject to Open Records Requests.

Should you need any further information, please do not hesitate to call anytime.



**KHSAA TITLE IX
ANNUAL REPORT SUBMISSION
STATUS REPORT
2005-2006**

*KHSAA Form T65
Revised 8/05*

TO: KHSAA Member School Superintendents, Principals, and Athletic Directors

FROM: Brigid L. DeVries, Commissioner
Larry Boucher, Assistant Commissioner

DATE: 7/21/2006

School	Glasgow High School	Reviewed by	Allen W. Jackson
--------	---------------------	-------------	------------------

The following is a status report regarding the required 2005 - 2006 Title IX Annual Report submission of forms due into the KHSAA office by April 15, 2006. Appropriate KHSAA Audit Team personnel have reviewed these forms and the following is a summary of this review.

I. Checklist of Forms properly submitted in a satisfactory manner:

<input checked="" type="checkbox"/>	GE 19 (Annual Verification)	<input checked="" type="checkbox"/>	T-35 (Budget Expenses)
<input checked="" type="checkbox"/>	T-1 (Summary Program Chart 1)	<input checked="" type="checkbox"/>	T-36 (Budget Expenses)
<input checked="" type="checkbox"/>	T-2 (Summary Program Chart 2)	<input checked="" type="checkbox"/>	T-41 (Checklist – Overall Interscholastic Program)
<input checked="" type="checkbox"/>	T-3 (Summary Program Chart 3)	<input checked="" type="checkbox"/>	T-60 (Corrective Action Plan)
<input checked="" type="checkbox"/>	T-4 (Summary Program Chart 4)		T-63 (Interscholastic Survey Results)

II. Status

A.	<input checked="" type="checkbox"/>	2005 – 2006 Forms are satisfactory and no further information or action is necessary at this time.
B.		Errors have been noted with respect to the following forms:
C.		The following forms were omitted and must be submitted by school representatives:
D.		Other Recommendation and Comments:



**2005-2006 KENTUCKY HIGH SCHOOL ATHLETIC ASSOCIATION
ANNUAL VERIFICATION OF TITLE IX PROCEDURES**
(To be submitted by April 15, 2006 along with other required forms)

KHSAA
Form GE19
Rev. 9/05

The GLASGOW High School, GLASGOW, Kentucky
(Name of High School) (City)

certifies to the Kentucky High School Athletic Association that the following is an accurate and true representation of the facts surrounding compliance with 20 U.S.C. Sections 1681-1688, et. Seq. (also known as Title IX)

I certify the following provisions in accordance with records at the school contained in the permanent Title IX file, and to the best of my knowledge have completed the following tasks (All boxes must be checked).

- ☒ Established a gender equity committee at the high school. (list committee personnel and provide attachment if necessary)

Name	Address	Phone	Title
Jessica Lynch	7399 Roseville Rd	646-3300	STUDENT
MICHAEL SHANNON	11 EAST SORCER	651-0481	STUDENT
Sam Poyse	120 9th Street	651-8820	ATHLETICS DIRECTOR
Lora Garrett	314 Seagrass St	651-9452	TEACHER/COACH
Billy Lindsey	116 Oakwood	678-6027	TEACHER/COACH
TOMMY WILSON	125 WINDY ST. CT.	651-9655	PRINCIPAL
MICK FROGGETT	115 CLARKSDALE Circle	651-6951	TEACHER/COACH
KIM EMBERTON	215 MOSS WAY	678-6170	PARENT

- ☒ Scheduled a minimum of three meetings during the 2005-2006 school year on the following dates:

SEPTEMBER 14 2005

NOVEMBER 21 2005

MARCH 22ND 2006

- ☒ Designated the following person(s) as the Title IX coordinator for the school:

Name	Title	Address	Phone
LORA GARRETT	TEACHER/COACH	314 Seagrass St	651-9452

- ☒ Designated the following person(s) as the Title IX coordinator for the district:

Name	Title	Address	Phone
DR. FRED COOPER	Supr.	2441 TOMPKINSVILLE RD.	678-3212

- ☒ School personnel are continuing to make periodic reviews of the boys' and girls' athletics program reflected in the Corrective Action Plan.

- ☒ In addition to the above information, the above referenced school maintains a complete permanent file relative to Title IX records including copies of the self-assessment audit, all corrective action plans, and other related materials.

Principal's Signature

Date

Superintendent Signature

School Board Chairpersons' Signature

(Send original copy to KHSAA - Maintain duplicate in Title IX school folder)

2005-2006
ACCOMMODATION OF INTERESTS AND ABILITIES
SUMMARY PROGRAM CHART 1

Participation Opportunities Test One

SAMPLE FORM

		Column 1	Column 2	Column 3	Column 4
	Program	Enrollment	Percentage of Total Enrollment	Number of Interscholastic Participants (double and triple count)	Percentage of Total Participation
Row 1	GIRLS	429	52.1%	96	36.5%
Row 2	BOYS	394	47.9%	167	63.5%
Row 3	Totals	823	100%	263	100%

Instructions:

*Number of 8th grade students & below used in Column 3 and Column 4 calculations if applicable: _____

- 1) Determine the total number of girls enrolled, (place in Row 1, Column 1). Determine the total number of boys enrolled, (place in Row 2, Column 1).
- 2) Add the total number of girls and boys enrolled to determine total enrollment, (place in Row 3, Column 1).
- 3) Calculate the percentage of total enrollment that is female. (Divide Row 1, Column 1 by row 3, Column 1 and place in Row 1, Column 2.) Calculate the percentage of total enrollment that is male. (Divide Row 2, Column 1 by Row 3, Column 1 and place in Row 2, Column 2.) Note: Row 1, Column 2 plus Row 2, Column 2 should total 100%.
- 4) Ask the head coaches to review the most updated eligibility or squad lists for their teams. Ask coaches to confirm the names of those individuals who are on the team as of the first **date of competition**, and cross out the names of those who were cut from the team or quit the team prior to the first competitive event. Determine the total number of interscholastic athletics participants that are girls, (and place in Row 1, Column 3). In order to determine the total number of athletics participants, an individual should be counted each time he or she participates on a team. For example, if Jane Doe competes on the varsity volleyball team, the junior varsity volleyball team, the junior varsity basketball team, and the varsity softball team, she should be counted as four participants (**do not include club or intramural sports participants, cheerleaders, dance teams or pom squads**). Calculate the same way for boys and girls. * In addition, should 8th grade students and below play on a Freshman, Junior Varsity, or Varsity team, they should also be counted for each team and sport on which they participate. If applicable, please asterisk the above notation as to how many 8th grade students & below are included. Using the same procedure, determine the total number of interscholastic athletic participants that are boys, (and place in Row 2, Column 3. Add Row 1, Column 3 plus Row 2, Column 3 to get total participants and place in Row 3, Column 3).
- 5) Calculate the percentage of female participation. (Row 1, Column 3 divided by Row 3, Column 3 and place in Row 1, Column 4.) Calculate the percentage of male participation. (Row 2, Column 3 divided by Row 3, Column 3 and place in Row 2, Column 4.) Note: Row 1, Column 4 plus Row 2, Column 4 should total 100%.

Note: While being within three percent is not a formal compliance standard; if the percent listed in Row 1, Column 4 is within 3% of Row 1, Column 2, then it provides a good target within which compliance is likely.

Principal's Signature: _____

Date: 4/10/06

2005-2006
ACCOMMODATION OF INTERESTS AND ABILITIES
SUMMARY PROGRAM CHART 1

KHSAA
Form T1
Rev. 9/05

Participation Opportunities Test One

		(Column 1)	(Column 2)	(Column 3)	(Column 4)
	Program	Enrollment	Percentage of Total Enrollment	Number of Interscholastic Participants (double and triple count)	Percentage of Total Participation
Row 1	GIRLS	268	48%	250	54%
Row 2	BOYS	288	52%	215	46%
Row 3	Totals	556	100%	465	100%

Instructions:

*Number of 8th grade students & below used in Column 3 and Column 4 calculations if applicable: 130

- 1) Determine the total number of girls enrolled, (place in Row 1, Column 1).
Determine the total number of boys enrolled, (place in Row 2, Column 1).
- 2) Add the total number of girls and boys enrolled to determine total enrollment, (place in Row 3, Column 1).
- 3) Calculate the percentage of total enrollment that is female. (Divide Row 1, Column 1 by row 3, Column 1 and place in Row 1, Column 2.) Calculate the percentage of total enrollment that is male. (Divide Row 2, Column 1 by Row 3, Column 1 and place in Row 2, Column 2.) Note: Row 1, Column 2 plus Row 2, Column 2 should total 100%.
- 4) Ask the head coaches to review the most updated eligibility or squad lists for their teams. Ask coaches to confirm the names of those individuals who are on the team as of the first **date of competition**, and cross out the names of those who were cut from the team or quit the team prior to the first competitive event. Determine the total number of interscholastic athletics participants that are girls, (and place in Row 1, Column 3). In order to determine the total number of athletics participants, an individual should be counted each time he or she participates on a team. For example, if Jane Doe competes on the varsity volleyball team, the junior varsity volleyball team, the junior varsity basketball team, and the varsity softball team, she should be counted as four participants (**do not include club or intramural sports participants, cheerleaders, dance teams, or pom squads**). Calculate the same way for boys and girls. * In addition, should 8th grade students and below play on a Freshman, Junior Varsity, or Varsity team, they should also be counted for each team and sport on which they participate. If applicable, please asterisk the above notation as to how many 8th grade students & below are included in the totals. Using the same procedure, determine the total number of interscholastic athletic participants that are boys, (and place in Row 2, Column 3). Add Row 1, Column 3 plus Row 2, Column 3 to get total participants and place in Row 3, Column 3.
- 5) Calculate the percentage of female participation. (Row 1, Column 3 divided by Row 3, Column 3 and place in Row 1, Column 4.)
Calculate the percentage of male participation. (Row 2, Column 3 divided by Row 3, Column 3 and place in Row 2, Column 4.) Note: Row 1, Column 4 plus Row 2, Column 4 should total 100%.

Note: While being within three percent is not a formal compliance standard; if the percent listed in Row 1, Column 4 is within 3% of Row 1, Column 2, then it provides a good target within which compliance is likely.

Principal's Signature: _____

Date: 4/10/06

2005-2006
ACCOMMODATION OF INTERESTS AND ABILITIES
SUMMARY PROGRAM CHART 2

KHSAA
Form T2
Rev. 9/05

Participation Opportunities Test Two

		Column 1	Column 2	Column 3	Column 4	Column 5
Program		Number of Teams Currently Offered	Number of Participants	Number of Teams Added Since the beginning of the 2001-2002 School Year	Number of Participants Added Since the beginning of the 2001-2002 School Year	Percent of Total Participation By Sex Added Since the beginning of the 2001-2002 School Year
GIRLS	Row 1	varsity: 9	137	1	11	
	Row 2	j.v.: 4	88	1	9	
	Row 3	frosh: 3	25	1	23	
	Row 4	total: 16	250	3	43	17%
BOYS	Row 5	varsity: 9	128	0	0	
	Row 6	j.v.: 5	80	0	0	
	Row 7	frosh: 1	7	0	0	
	Row 8	total: 15	215	0	0	0%

- 1) For Column 1, list the number of interscholastic teams offered for girls and boys at each competitive level (varsity, junior varsity, and freshman). For girls, total each of the entries in Rows 1, 2, and 3 into Row 4. For boys, total Rows 5, 6, and 7 into Row 8.
- 2) For Column 2, list the number of participants at each level. For girls, total each of the entries in Rows 1, 2, and 3 into Row 4. For boys, total Rows 5, 6, and 7 into Row 8. **Note:** The totals in Row 4 for girls and in Row 8 for boys must be the same as the totals in Form T-1, Column 3, Rows 1 and 2 respectively.
- 3) For Column 3, list the number of interscholastic teams that have been added in the last five years at each competitive level. Count each team added during the 5 year period only one time. e.g. Girl's junior varsity soccer was added 3 years ago, count the team only once, not 3 times. For girls, total the entries in Rows 1, 2, and 3 into Row 4. For boys, total Rows 5, 6, and 7 into Row 8.
- 4) For Column 4, list the number of participants that are currently on each level of the teams that were added in the last five years. If a team was added previously but no longer exists, there are no current participants to be added for that team. For girls, total the entries in Rows 1, 2, and 3 into Row 4. For boys, total Rows 5, 6, and 7 into Row 8.
- 5) For Column 5, calculate the percentage of participants that have been added in the last five years. For girls, take the number in Column 4, Row 4 and divide by the number in Column 2, Row 4. For boys, take the number in Column 4, Row 8 and divide it by the number in Column 2, Row 8.

Note: If the percentage of current participants added in the last five years is 25% or greater, compliance with test two may be possible. If less than 25%, then compliance with test three should be analyzed. **CAUTION:** 25% is not a formal compliance standard.

Principal's Signature: _____

Date: 4/10/06

2005-2006
ACCOMMODATION OF INTERESTS AND ABILITIES
SUMMARY PROGRAM CHART 3

KHSAA
Form T3
Rev. 9/05

Participation Opportunities Test Three

FOR ANY QUESTION ANSWERED "YES" IDENTIFY THE RESPECTIVE SPORT(S).

	GIRLS (Yes / No)		BOYS (Yes / No)
1. For a sport not currently played at the interscholastic level (varsity, junior varsity, or freshman) in your school, is there an intramural team offered for that sport?	NO		NO
2. For a sport <u>not</u> currently offered in your interscholastic athletics program, is there sufficient interest to form a viable interscholastic team based on participation on an intramural team or community recreation teams?	NO		NO
3. For a sport <u>not</u> currently offered, is there sufficient interest, based on your most recent Student Interest Survey, to form a viable interscholastic team based on student responses from the interscholastic survey? If yes, what sport?	NO		NO
4. For a sport currently offered at the varsity level only, is there sufficient interest, based on your most recent Student Interest Survey, to form a viable team for a junior varsity or freshman team that is not currently offered?	NO		NO
5. For a sport currently offered at the junior varsity or freshman level is there sufficient interest, based on your most recent Student Interest Survey, to form a varsity team not currently offered?	NO		NO
6. If you answered YES to question (1), (2), (3), (4), or (5), are there enough high schools in your geographic area offering the sport (at the appropriate level) to allow for the development of a reasonable schedule of competition?	N/A		N/A

Principal's Signature: _____

Date: _____

2005-2006
ACCOMMODATION OF INTERESTS AND ABILITIES
SUMMARY PROGRAM CHART 4

Levels of Competition Test One

		Column 1	Column 2	Column 3
Girls	Team Levels	Number of Teams Currently Offered	Number of Participants	Percentage of Participants at Each Level
Row 1	varsity:	9	137	55%
Row 2	j.v.:	4	88	35%
Row 3	frosh:	3	25	10%
Row 4	total:		250	100%
Boys				
Row 5	varsity:	9	128	60%
Row 6	j.v.:	5	80	37%
Row 7	frosh:	1	7	3%
Row 8	total:		215	100%

- 1) Column 1, list the number of interscholastic teams offered for girls and boys at each competitive level; varsity, junior varsity, and freshman. (Refer to Form T-2, Accommodation of Interests and Abilities, Summary Program Chart 2, Column 1.)
- 2) For Column 2, list the number of participants at each level. For girls, total the entries in Rows 1, 2, and 3 into Row 4. For boys, total the entries in Rows 5, 6, and 7 into Row 8. (Refer to Form T-2, Accommodation of Interests and Abilities, Summary Program Chart 2, Column 2.)
- 3) For Column 3, calculate the percentage of female and male participants at each level.
For girls' varsity, junior varsity, and frosh, respectively:
 - Divide Column 2, Row 1 by Column 2, Row 4, and place the percentage in Column 3, Row 1.
 - Divide Column 2, Row 2 by Column 2, Row 4, and place the percentage in Column 3, Row 2.
 - Divide Column 2, Row 3 by Column 2, Row 4, and place the percentage in Column 3, Row 3.
 For boys' varsity, junior varsity, and frosh, respectively:
 - Divide Column 2, Row 5 by Column 2, Row 8, and place the percentage in Column 3, Row 5.
 - Divide Column 2, Row 6 by Column 2, Row 8, and place the percentage in Column 3, Row 6.
 - Divide Column 2, Row 7 by Column 2, Row 8, and place the percentage in Column 3, Row 7.

Principal's Signature: _____

Date: _____

2005-2006

ACTUAL EXPENDITURES - PROGRAM COMPARISON CHART 1
TO INCLUDE BOOSTER CLUB FUNDING

KHSAA
Form T35
REV. 9/05

	equipment and supplies	travel	awards	coaches' salaries (to include supplemental and extended employment; dollar amount needed)	facilities improvements		publications (if sport-specific)	
					Expenditures		Expenditures	
					Expenditures	Expenditures	Expenditures	Expenditures
	School	Booster	School	Booster	School	Booster	School	Booster
G basketball	2100	6200	0	0	670	1420	0	0
B basketball	2400	4000			560	1375	0	0
G softball	4300	4500			40	8250	0	1700
B baseball	9100	6500				8000	1000	9700
G cross country	200	-				477	0	0
B cross country	200	-				477	0	0
G golf	1200	5000			200	2000	0	0
B golf	1200	6000			800	2000	0	0
G soccer	7700	3400			200	6192	0	0
B soccer	6000	6000			15	6192	0	0
G swimming	11200	-				400	0	0
B swimming	600	-				929	0	0

1. Total expenditures on T-35 and T-36 on the 2005-2006 year report due by April 15, 2006, should reflect the total monies spent (rounded off to nearest hundred) for the entire school year of 2004-2005 ending June 30, 2005.
2. Booster Club Funding/Contributions must be included in the expenditures total.

Principal's Signature: _____

Date: _____

2005-2006

ACTUAL EXPENDITURES - PROGRAM COMPARISON CHART 2
TO INCLUDE BOOSTER CLUB FUNDING

KHSAA
Form 136
REV. 9/05

	equipment and supplies	travel	awards	coaches' salaries (to include supplemental and extended employment; dollar amount needed)	facilities improvements		publications (if sport-specific)	
					Expenditures		Expenditures	
					Expenditures	Expenditures	Expenditures	Expenditures
	School	Booster	School	Booster	School	Booster	School	Booster
G track	1100	-	0	0	2010	0	0	0
B track	1100	-	0	0	2010	0	0	0
G tennis	400	-	0	0	1754	0	0	0
B tennis	100	-	0	0	1754	0	0	0
G volleyball	2900	-	0	0	5900	0	0	0
B wrestling	-	-	0	0	0	0	0	0
G (list sport)	-	-	0	0	0	0	0	0
B football	10,100	9800	550	880	21904	0	0	0
G (list sport)						0	0	0
B (list sport)						0	0	0

1. Total expenditures on T-35 and T-36 on the 2005-2006 year report due by April 15, 2006, should reflect the total monies spent (rounded off to nearest hundred) for the entire school year of 2004-2005 ending June 30, 2005.

2. Booster Club Funding/Contributions must be included in the expenditures total.

Indicate percentage of total expenditures for each gender:

Gender	Expenditures	Percentage
Boys	\$111,000	58%
Girls	\$80,000	42%
Total:	\$191,000	100%

Principal's Signature: _____

Date: _____

2005-2006 KHSAA TITLE IX ATHLETICS AUDIT
Checklist - Overall Interscholastic Athletics Program

KHSAA
Form T41
Rev. 9/05

DIRECTIONS:

For the Areas of Compliance (Opportunities and Benefits) listed on the left hand side of the page, place a checkmark under the appropriate column identifying whether your school provided an advantage to the Girls' Program, or to the Boys' Program or to Neither Program.

Areas of Compliance:	ADVANTAGE TO:		
	GIRLS' PROGRAM	BOYS' PROGRAM	NEITHER PROGRAM
OPPORTUNITIES			
Accommodation of Interest and Abilities			X
BENEFITS			
Equipment and Supplies			X
Scheduling of Games and Practice Time			X
Travel and Per Diem Allowances			X
Coaching			X
Locker Rooms, Practice and Competitive Facilities			X
Medical and Training Facilities and Services			X
Publicity			X
Support Services			X
Athletic Scholarships			X
Tutoring			X
Housing and Dining Facilities and Services			X
Recruitment of Student Athletes			X

Principal's Signature: _____

Date: _____

SCHOOL NAME

2005-2006

KHSAA
Form T60
Rev. 9/05CLATSOP


TITLE IX

CORRECTIVE ACTION PLAN

DIRECTIONS:

1. For Column 1, indicate the intended area which needs corrective action in order to achieve gender equity. For Column 2, write the suggested change or activities that will correct the area in need of alteration. For Column 3, include the estimated completion date for the changes or activities.
2. It is possible to attain compliance with Title IX and no longer need "corrective" action. However, the KHSAA strongly encourages compliant schools to identify items for improvement (Column 1), activities to accomplish the improvement (Column 2) and a timetable for completion (Column 3) that will strengthen the athletic program.
3. You may copy this form as needed. Please attach corrective action plans along with audit forms and submit by April 15, 2006.

COLUMN 1	COLUMN 2	COLUMN 3
ITEM FOR CORRECTION/ IMPROVEMENT	SUGGESTED CHANGE/ ACTIVITIES	TIME TABLE FOR CORRECTIVE ACTION/ COMPLETION
Renovation of Both Gymnase Facilities	School Renovation to include Renovation of Gymnasium + some of its practice facilities	12/01/06
TO include, Dressing rooms and competitive		Renovation would finish Dec 12/06
Facilities - New Bender Elementary School + Gymnases		Available

Principal's Signature: Date: 4/10/06



2005-2006 INTERSCHOLASTIC
ATHLETICS SURVEY
Summary of Student Responses

KHSAA
Form T63
Rev. 9/05

School Name: GLASGOW HIGH SCHOOL
School Enrollment: 556 (SHOULD AGREE WITH FORM T-1)
Date: _____
Completed By: SAM ROYSE ATHLETIC DIRECTOR - DES REP

Instructions:

1. Summarize the Student Athletics Interest Surveys Form T-61 by listing the total number of responses on the line next to each sport.
2. Under the Other Category please provide a listing of the sports as well as the number of students who are interested in participating.
3. Please sign and date this Summary Form (T-63) and mail this Summary Form only to the KHSAA by April 15, 2006. Do not mail the student surveys (Form T-61). However, these Forms should be maintained in your files in the event they are requested subsequently.

610 Number of Surveys
507 Total Returned (*A minimum of 80% return is expected*)
8-11 Grades Surveyed (*Should be grades 9-11 and 8th grade if school has a feeder system*)

How Was The Survey Administered? in Homeroom by H.R. TEACHER
(e.g. was it given in all English classes, or all home rooms, or advisee/advisor?)

KHSAA Sanctioned Fall Sports (*List Total Number of Participation Responses*)

14 Cross Country (Girls)
8 Cross Country (Boys)
98 Football (Boys)
7 Golf (Girls)
17 Golf (Boys)
45 Soccer (Girls)
34 Soccer (Boys)
60 Volleyball (Girls)

Winter Sport (*List Total Number of Participation Responses*)

54 Basketball (Girls)
68 Basketball (Boys)
32 Indoor Track (Girls)
32 Indoor Track (Boys)
21 Swimming & Diving (Girls)
11 Swimming & Diving (Boys)
78 Wrestling (Boys)

Spring Sport (*List Total Number of Participation Responses*)

61 Baseball (Boys)
33 Fast Pitch Softball (Girls)
27 Slow Pitch Softball (Girls)
52 Tennis (Girls)
23 Tennis (Boys)
28 Track (Girls)
27 Track (Boys)

Non-KHSAA Sanctioned Sports (*From Student Survey T-61 Question 10*)

93 Archery
27 Field Hockey
90 Bowling
5 Boys' Gymnastics
41 Girls' Gymnastics
60 Ice Hockey
41 Boys' Lacrosse
36 Girls' Lacrosse
71 Rifle
30 Rodeo
21 Boys' Volleyball
20 Water Polo
40 Weightlifting

Number of Students who participate in Intramural Sports(*From Student Survey T-61 Question 5*)

<u>Sport</u>	<u>Number</u>
BASKETBALL	52

List Intramural Sports students are interested in adding:*(From Student Survey T-61 Question 6)*

<u>Sport</u>	<u>Number</u>
BASKETBALL	33
SOCCER	37
ARCHERY	41
FLAG FOOTBALL	17

Participation in Non-School Sports Activities*(From Student Survey T-61 Question 7)*

<u>Sport</u>	<u>Number</u>
FRISBEE GOLF	6
KARATE	15
HOCKEY	4
LACROSSE	26
BOWLING	32
Gymnastics	14

Reasons for not participating in interscholastic athletics*(From Survey Question 8)*

- 28 I prefer other activities such as band, chorus, etc.
70 I don't have time
21 The practice schedules and game times are inconvenient
13 The sport I like isn't offered
16 It's too expensive
10 I prefer to participate in club or intramural sports
91 Working
29 Other:

Student Suggestions to encourage participation

EVERYONE GUARANTEED PLAYING TIME -
 CONVENIENCE
 MORE SPORTS OFFERED

Principal's Signature**Date**



KENTUCKY HIGH SCHOOL ATHLETIC ASSOCIATION ANNUAL INTERSCHOLASTIC ATHLETICS PARTICIPATION LIST

KHSAA Form GE03
Rev. 06/05

A. School Glasgow

B. School Year 2005-2006

C. Total Varsity Athletes plus cheerleading participants (grand total of all pages) 268


D. Total Varsity Athletes who did not play at any level this year (grand total of all pages) 0

E. Total Non-Varsity Athletes (grade 9-12, grand total of all pages) 66

F. Total below Grade 9 (grand total of all pages) 92

(1) Name of Student (First Last or Last, First)	(2) Birth Date	(3) Sex M or F	(4) Current Class in School	(5) School Year of First Promotion from Grade Eight	(6) This 9-12 student participated in a varsity KHSAA sport after enrolling in grade 9 ("X") or in cheer at any level ("C")	(7) This 9-12 student participated in varsity in a previous school year, but NOT at any level during the current year. ("X")	(8) This grade 9-12 student has no varsity experience ("X")	(9) This below grade 9 student has played varsity ("X")
Jeremy Wood	9-8-91	M	9	05	X			
Brandon Myers	8-15-90	M	9	05	X			
Colin Tipps	10-3-90	M	9	05	X			
TRAVIS REDFORD	9-2-90	M	9	05	X			
Cory Thum	4-19-91	M	9	05	X			
Curt Thomas	5-25-05	M	11	03	X			
Tyler Perkins	9-7-88	M	11	03	X			
Lan K Graves	11-21-87	M	12	02	X			
Mike Shannon	6-17-88	M	12	02	X			
CJ Buford	6-17-88	M	12	02	X			
BJ Barbour	10-16-87	M	11	03	X			
Zach Miller	3-4-88	M	12	02	X			
Kyle Milby	9-17-89	M	10	04	X			
Adrian Groves	8-5-89	M	11	03	X			
AD Hernoon	1-11-90	M	10	04	X			
Cory Witcher	10-4-89	M	10	04	X			
Tyler Lindsey	10-3-90	M	9	05	X			
Adam Hammons	2-26-90	M	10	04	X			
Alex Lee	4-21-89	M	11	03	X			
Chae Smith	12-13-88	M	11	03	X			
Column Totals for this page								

This is page - 1 of 14


Authorized Signature

4/10/06
Date



KENTUCKY HIGH SCHOOL ATHLETIC ASSOCIATION

ANNUAL INTERSCHOLASTIC ATHLETICS

PARTICIPATION LIST

KHSAA Form GE03
Rev. 08/05

A. School _____

B. School Year _____

C. Total Varsity Athletes plus cheerleading participants (grand total of all pages) _____

D. Total Varsity Athletes who did not play at any level this year (grand total of all pages) _____

E. Total Non-Varsity Athletes (grade 9-12, grand total of all pages) _____

F. Total below Grade 9 (grand total of all pages) _____

(1) Name of Student (First Last or Last, First)	(2) Birth Date	(3) Sex M or F	(4) Current Class in School	(5) School Year of First Promotion from Grade Eight	(6) This 9-12 student participated in a varsity KHSAA sport after enrolling in grade 9 ("X") or in cheer at any level ("C")	(7) This 9-12 student participated in varsity in a previous school year, but NOT at any level during the current year. ("X")	(8) This grade 9-12 student has no varsity experience ("X")	(9) This below grade 9 student has played varsity ("X")
Lamar Hazard	11-12-89	M	9	05	X			
Josh Furlong	7-2-90	M	9	05	X			
John Allen	9-21-90	M	9	05	X			
Michael Ray	5-5-91	M	9	05	X			
Jonathan Isenberg	11-4-89	M	10	04	X			
Pico Copass	2-23-91	M	9	05	X			
Blake Perkins	3-28-91	M	9	05	X			
ELMYERS	5-14-88	M	12	02	X			
TYLER WALBERT	0-24-90	M	9	05	X			
BLAKE EATON	2-23-88	M	12	02	X			
Ethan Pace	6-25-90	M	9	05	X			
DREW KUZMA	10-26-89	M	10	04	X			
Aaron Copass	4-27-91	M	9	05	X			
Andrew Wade	10-21-91	M	8	NA				
Cameron Branham	8-27-93	M	6	NA				
Bent Thompson	12-26-88	M	11	03	X			
Josh Green	4-6-91	M	9	05				
Kole Wilkinson	12-28-93	M	6	NA				
Greely Harris	6-23-94	M	5	NA				
Kent Bulle	9-15-88	M	12	02	X			
Column Totals for this page								

This is page - 2 of 14

Authorized Signature _____

Date _____



KENTUCKY HIGH SCHOOL ATHLETIC ASSOCIATION ANNUAL INTERSCHOLASTIC ATHLETICS PARTICIPATION LIST

KHSAA Form GE03
Rev. 06/05

A. School _____

B. School Year _____

C. Total Varsity Athletes plus cheerleading participants (grand total of all pages) _____

D. Total Varsity Athletes who did not play at any level this year (grand total of all pages) _____

E. Total Non-Varsity Athletes (grade 9-12, grand total of all pages) _____

F. Total below Grade 9 (grand total of all pages) _____

(1) Name of Student (First Last or Last, First)	(2) Birth Date	(3) Sex M or F	(4) Current Class in School	(5) School Year of First Promotion from Grade Eight	(6) This 9-12 student participated in a varsity KHSAA sport after enrolling in grade 9 ("X") or in cheer at any level ("C")	(7) This 9-12 student participated in varsity in a previous school year, but NOT at any level during the current year. ("X")	(8) This grade 9-12 student has no varsity experience ("X")	(9) This below grade 9 student has played varsity ("X")
JWHampton	3-15-88	M	12	02	X			
DWagnemansfield	10-19-89	M	12	02	X			
Aaron Harlow	9-13-88	M	11	03	X			
Brent Morrison	8-8-88	M	11	03	X			
Michael Whitney	6-24-89	M	10	04	X			
Justin Rich	11-19-89	M	10	04	X			
OTIS TRIGG	8-30-89	M	10	04	X			
BARRETT DENNIS ON	6-23-89	M	10	04	X			
Andrea EDGE	10-10-89	M	10	04	X			
Grant Woodward	1-8-91	M	9	05	X			
Bryon Alexander	8-15-90	M	9	05	X			
George McDaniel	8-9-89	M	10	04	X			
Trenton Passmore	3-4-94	M	6	na				
John Huber	1-27-90	M	10	04	X			
Mike Sattzman	7-26-93	M	6	na				
Brett Flenner	12-4-89	M	10	04	X			
Austin Benedict	1-19-94	M	6	na				
Ralph Vick	7-4-88	M	12	02	X			
James Berry	3-7-89	M	11	03	X			
Clint Hall	7-13-91	M	9	05	X			
Column Totals for this page								

This is page - 3 of 14

Authorized Signature

Date



KENTUCKY HIGH SCHOOL ATHLETIC ASSOCIATION

ANNUAL INTERSCHOLASTIC ATHLETICS

PARTICIPATION LIST

A. School _____

B. School Year _____

C. Total Varsity Athletes plus cheerleading participants (grand total of all pages) _____

D. Total Varsity Athletes who did not play at any level this year (grand total of all pages) _____

E. Total Non-Varsity Athletes (grade 9-12, grand total of all pages) _____

F. Total below Grade 9 (grand total of all pages) _____

(1) Name of Student (First Last or Last, First)	(2) Birth Date	(3) Sex M or F	(4) Current Class in School	(5) School Year of First Promotion from Grade Eight	(6) This 9-12 student participated in a varsity KHSAA sport after enrolling in grade 9 ("X") or in cheer at any level ("C")	(7) This 9-12 student participated in varsity in a previous school year, but NOT at any level during the current year. ("X")	(8) This grade 9-12 student has no varsity experience ("X")	(9) This below grade 9 student has played varsity ("X")
William Jones	7-6-90	M	10	04	X			
MADISON MYERS	4-14-89	F	11	03	X			
Laura Beth Harris	10-24-90	F	9	05	X			
Kristen Wilkinson	8-8-90	F	9	05	X			
Kyle Foushee	4-29-82	F	8	na				X
Shannon Bishop	3-15-93	F	7	na				X
Blair Dennison	9-7-93	F	6	na				X
Micha Elmore	7-4-93	F	6	na				X
Ashton Foushee	11-9-95	F	4	na				X
Andrew Dennis	12-1-90	M	9	05	X			
Pat Stuart	7-27-90	M	9	05	C			
Will Beard	11-7-89	M	10	04	X			
Hayden Black	11-2-89	M	10	04	X			
Will Curo	6-5-90	M	10	04	X			
Colby Fox	7-9-89	M	10	04	X			
Jake Morrow	2-3-90	M	10	04	X			
Joel Padgett	2-21-90	M	10	04	X			
Grant Robays	5-16-90	M	10	04	X			
MATTHEW TRAUTMAN	4-28-90	M	10	04	X			
Mike Wood	2-6-89	M	10	04	X			
Column Totals for this page								

This is page -

4 of 14

Authorized Signature _____

Date _____